

Shoemaker & McCleery,

Scrubbing Brush.

No. 99603.

Patented Feb. 8. 1870.

Fig. I

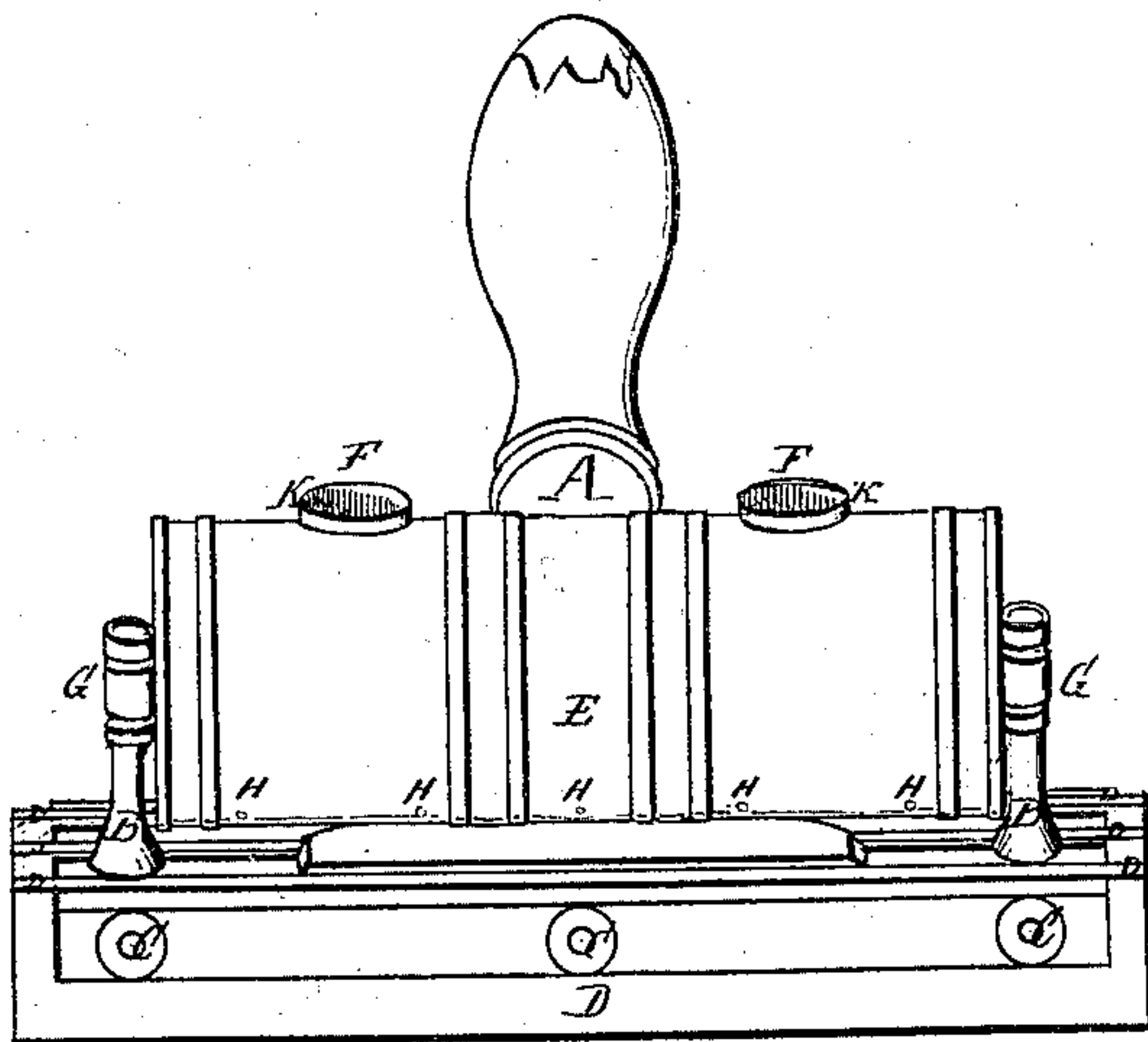


Fig. II.

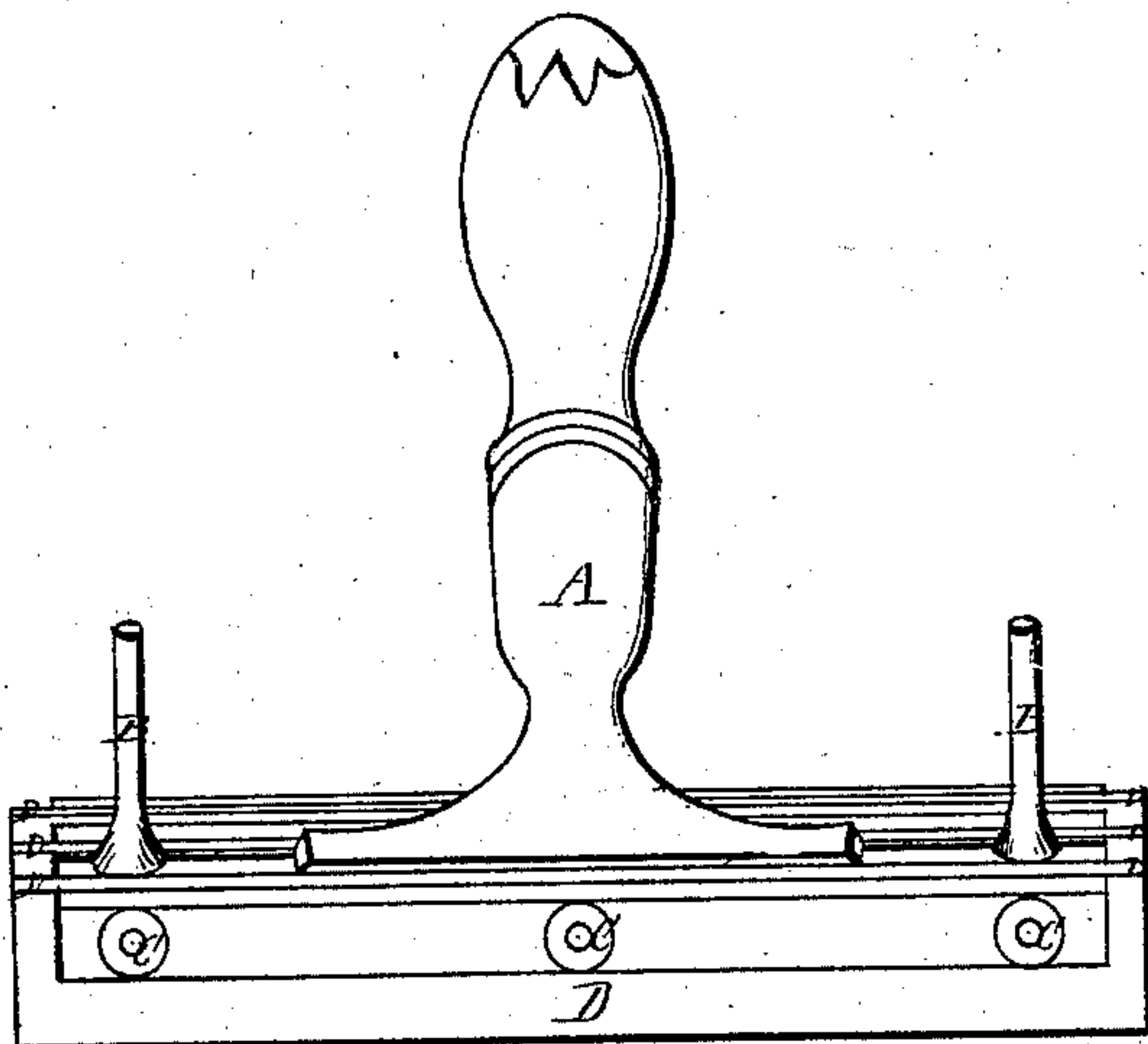


Fig. III.

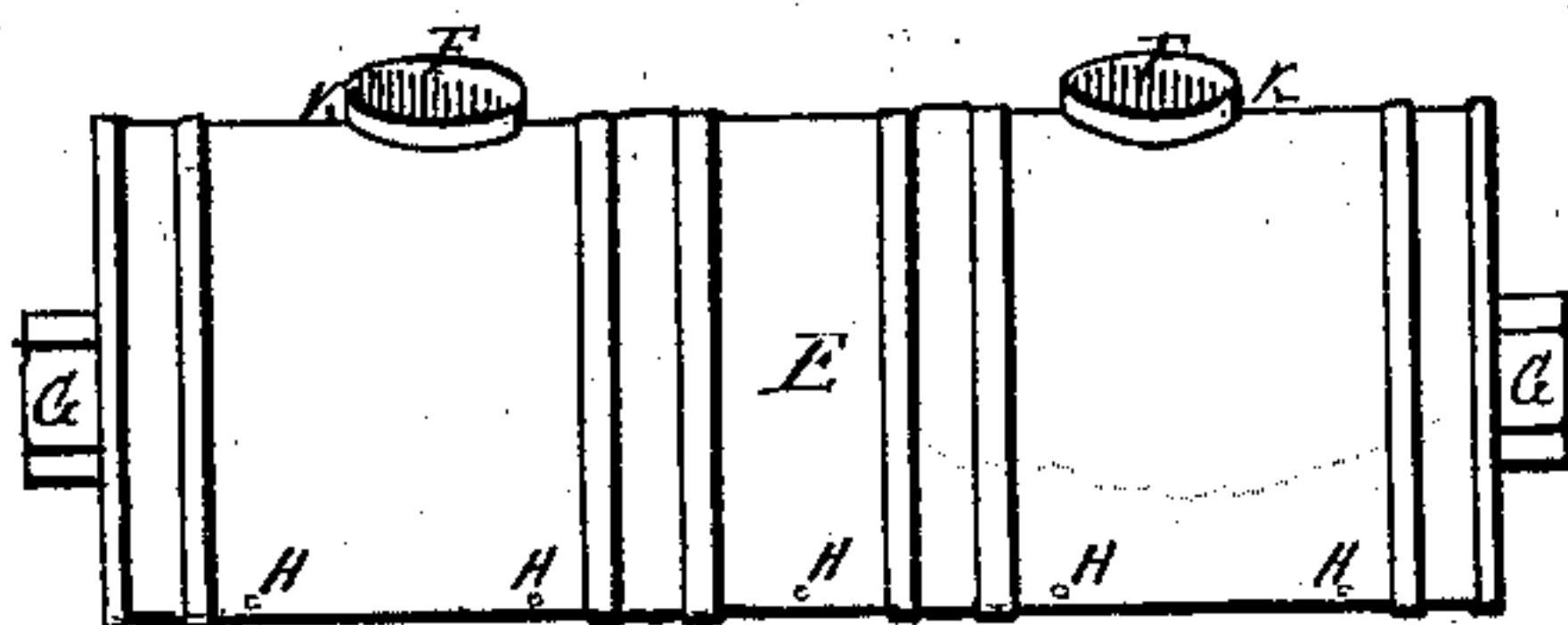
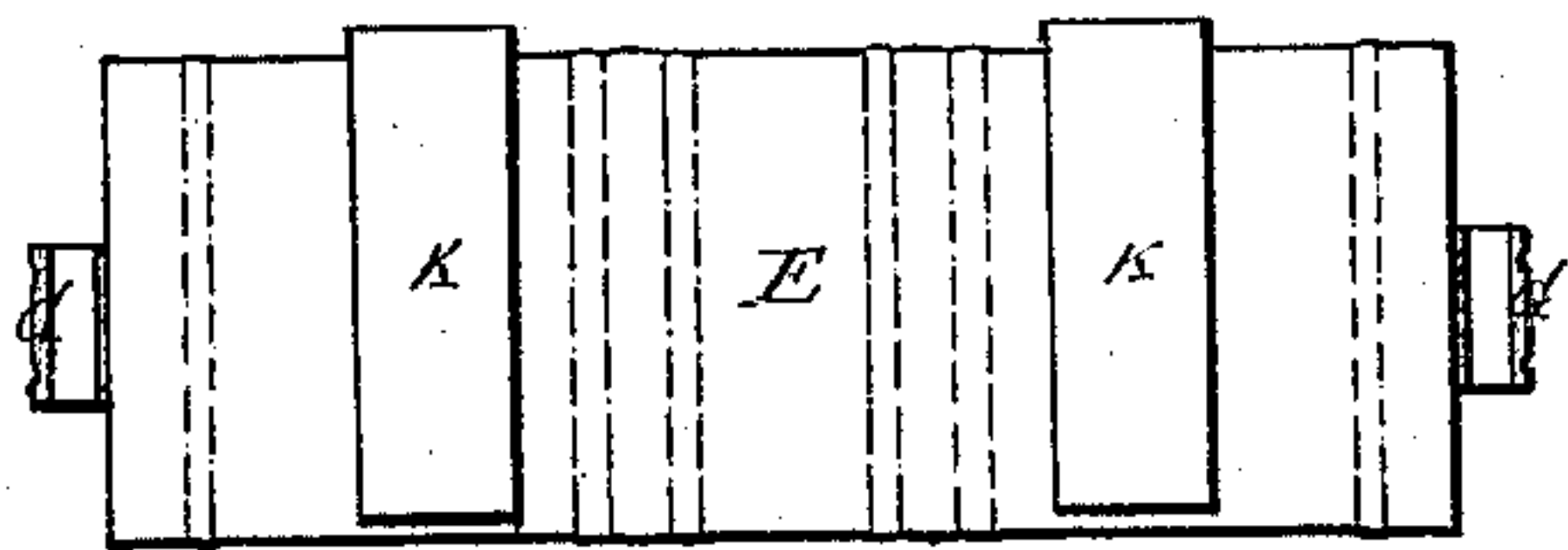


Fig. IV.



Witnesses:
John Smith.
J. White.

Inventors
E. H. Shoemaker
S. M. McCleery

United States Patent Office.

E. H. SHOEMAKER AND SAMUEL McCLEERY, OF FRANKLIN COUNTY, OHIO.

Letters Patent No. 99,603, dated February 8, 1870.

IMPROVED MOP AND SCRUBBER-HEAD.

The Schedule referred to in these Letters Patent and making part of the same

To all whom it may concern :

Be it known that E. H. SHOEMAKER and SAMUEL McCLEERY, of the county of Franklin, and State of Ohio, have invented certain new and useful Improvements in Mop and Scrubber-Heads; and we do hereby declare that the following is a full, clear, and exact description of the same, reference being had to the accompanying drawings, making a portion of this specification, in which—

Figure 1 is a perspective of a mop and scrubber, constructed according to our invention.

Figure 2 is a detached view, showing the mop.

Figure 3 is a detached view, showing a modification of one portion of our invention.

Figure 4 is a longitudinal section through the centre.

Similar letters of reference indicate corresponding facts in all the figures.

The object of this invention is to combine a mop and scrubber, which will be efficient, durable, and cheap.

The invention consists in the cast-iron mop and scrubber-head A, provided with end pieces B. The said end-pieces are to be used to hold cylinder E, while the same is being used as a scrubber; also to be used to hold the cloth when being used as a mop.

The invention further consists in the tube K, inserted in opening F, placed in cylinder E, and so arranged as to prevent the water from wasting out of said opening.

To enable others to understand the nature and con-

struction of our invention, we will proceed to describe it, with reference to the drawings.

A represents the cast-iron mop and scrubber-head. B B, the end pieces, inserted therein.

C C C, the bolts, passing through the scrubber-head, for the purpose of holding the rubber pieces represented by the letters D.

E is to represent the cylinder, used to hold water for scrubbing-purposes, the same being made adjustable by means of sockets G G, which are fastened to the ends of cylinder E, to be placed over end pieces B B.

Letters F are to represent openings, into which are inserted the tubes K K, seen in fig. 4.

The letters H are to represent small openings at the bottom of cylinder E, to supply the rubber brush with water while scrubbing, all represented in figs. 1, 2, 3, and 4.

What we claim as our invention, in mop and scrubber-head, is—

The arrangement of the keepers with its end pieces B B, in combination with the cylinder E, provided with tubes K K and sockets G G, as shown, for the purpose described.

E. H. SHOEMAKER.
SAMUEL McCLEERY.

Witnesses:

JOHN SMITH,
J. WHITE.