

E. L. Gaylord,

Trunk Lock.

No. 99,553.

Patented Feb. 8. 1870.

Fig. 1

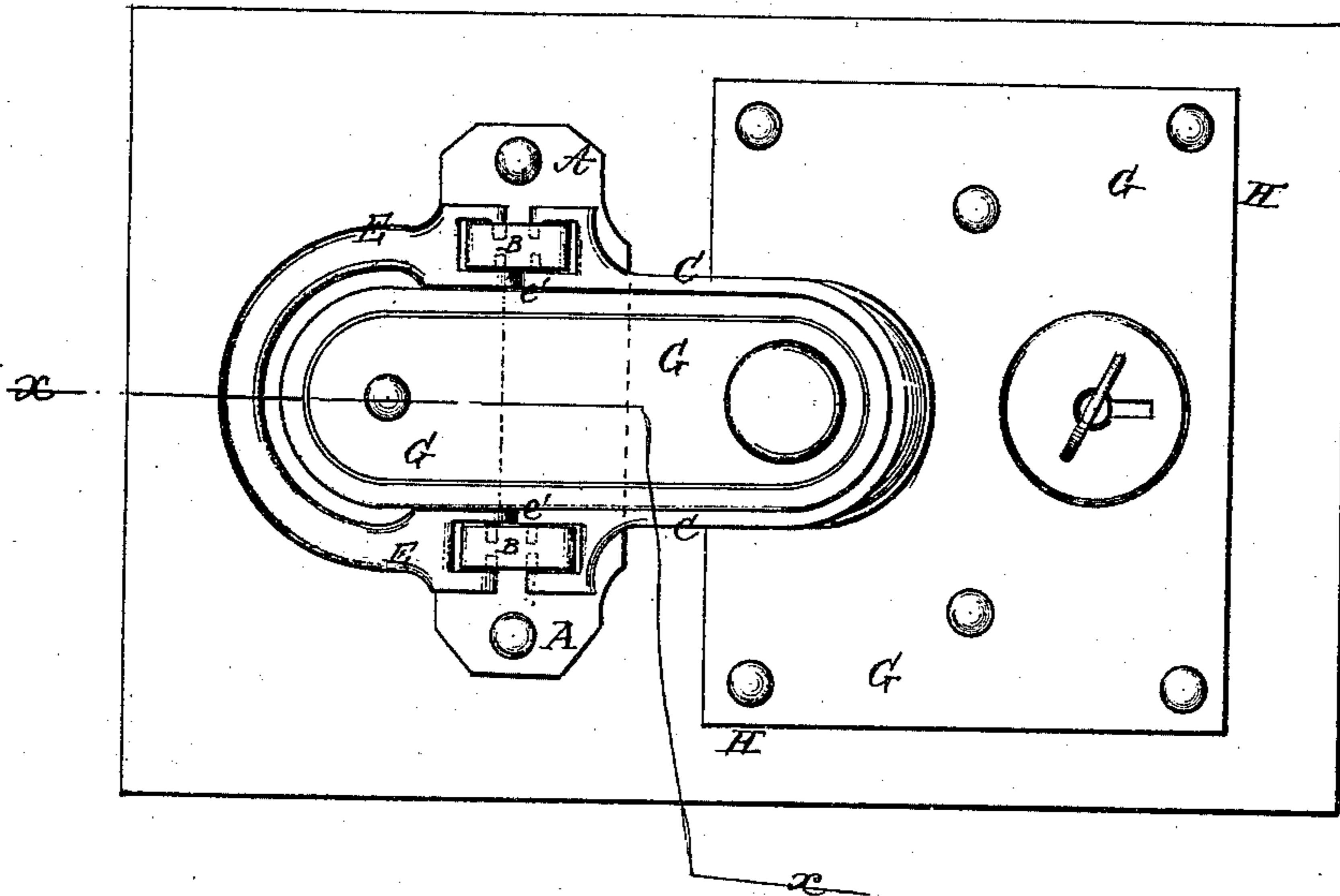


Fig. 2

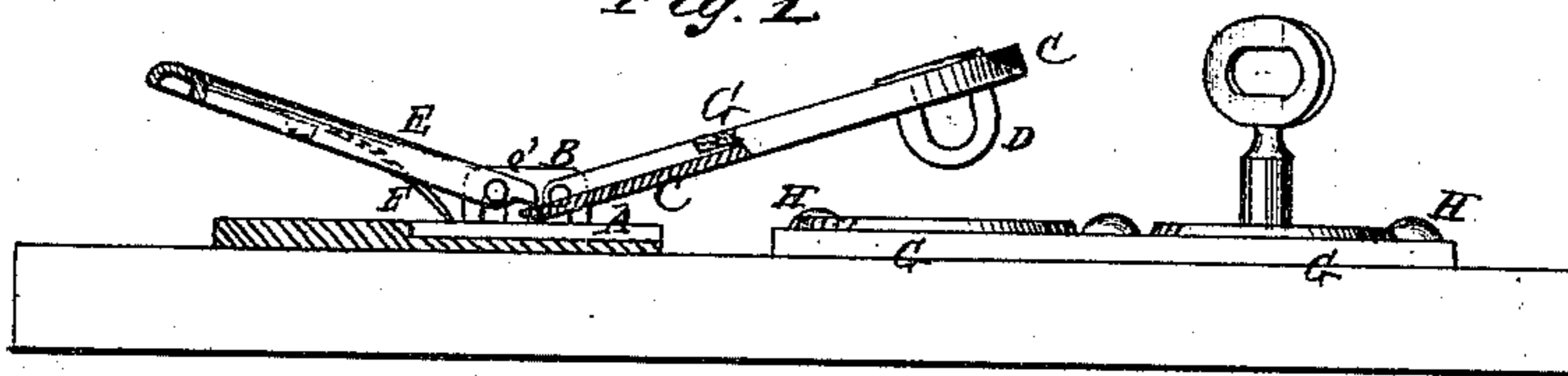


Fig. 3

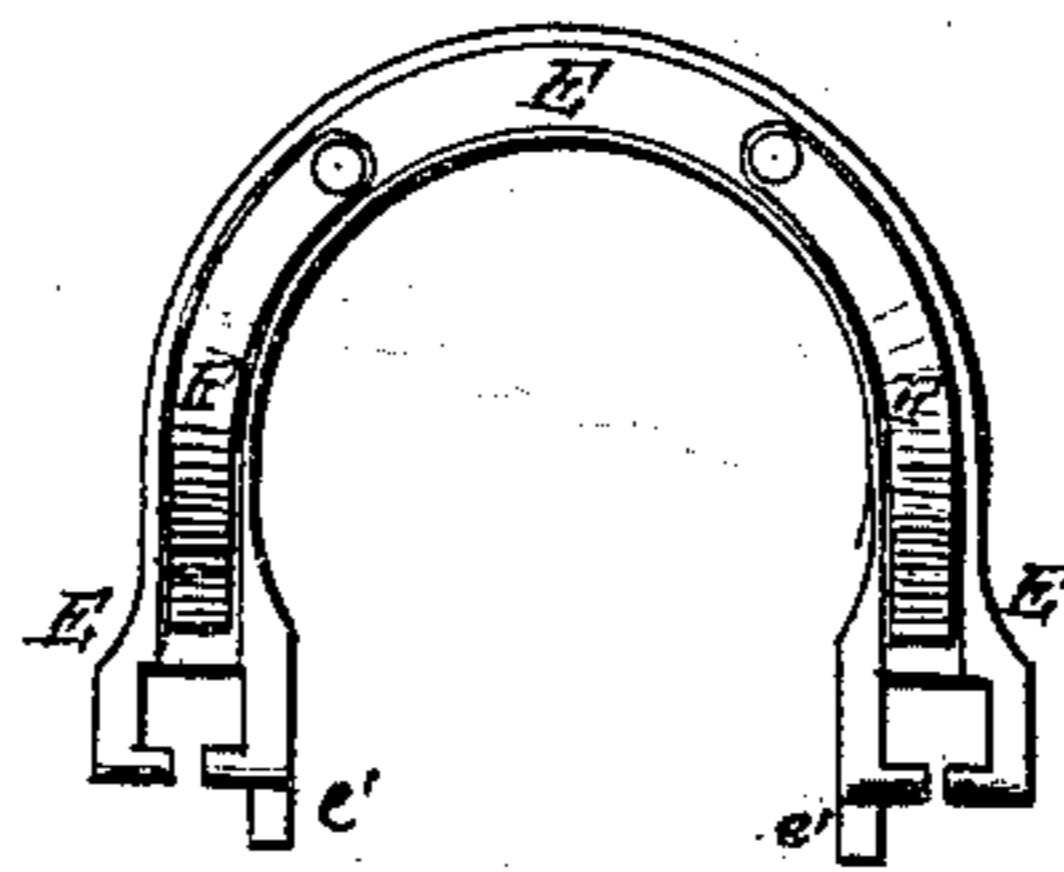


Fig. 4

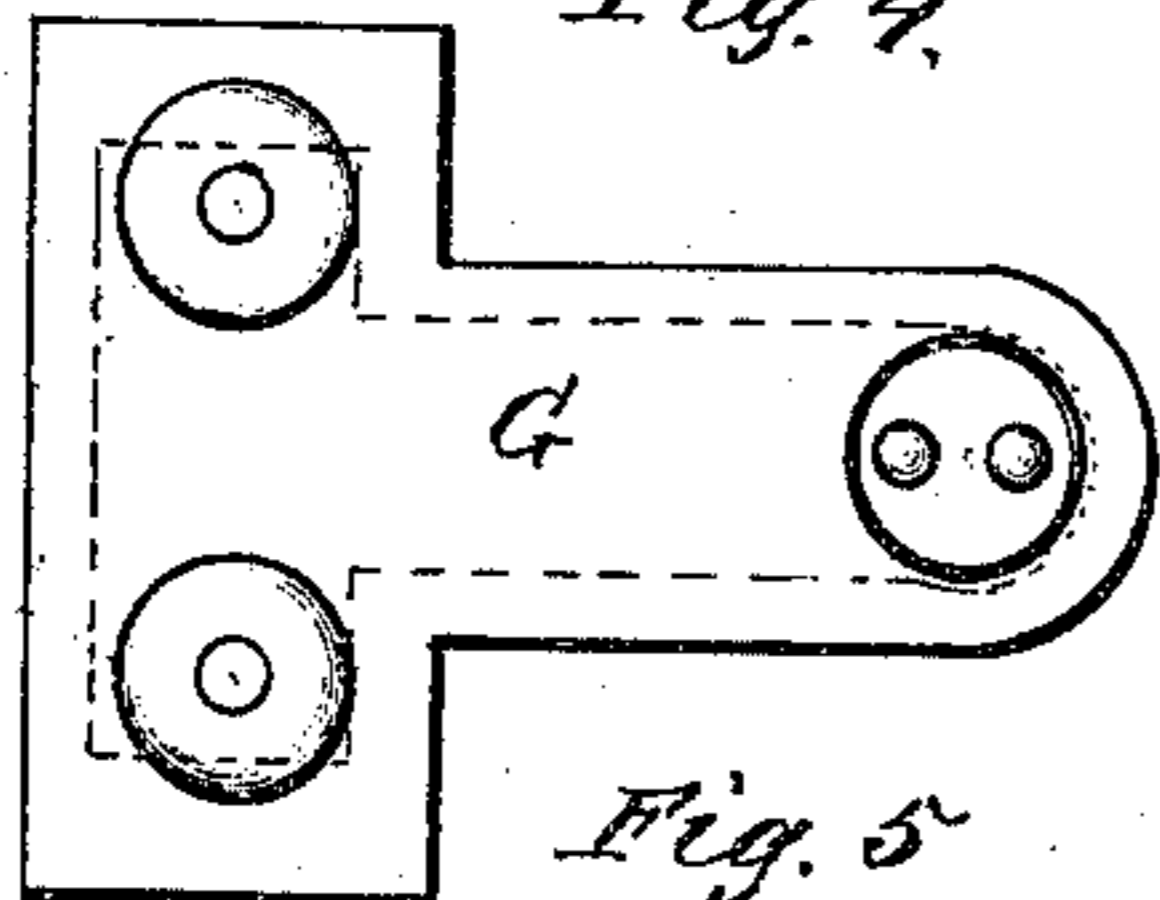



Fig. 5



Witnesses:

A. W. Almqvist
Alex F. Roberts

Inventor:

E. L. Gaylord

PER

Attorneys.

United States Patent Office.

EDWARD L. GAYLORD, OF TERRYVILLE, CONNECTICUT.

Letters Patent No. 99,553, dated February 8, 1870.

IMPROVEMENT IN TRUNK-LOCKS.

The Schedule referred to in these Letters Patent and making part of the same.

To all whom it may concern:

Be it known that I, EDWARD L. GAYLORD, of Terryville, in the county of Litchfield, and State of Connecticut, have invented a new and useful Improvement in Trunk-Locks and Hasps; and I do hereby declare that the following is a full, clear, and exact description thereof, which will enable others skilled in the art to make and use the same, reference being had to the accompanying drawings, forming part of this specification, in which—

Figure 1 is a face view of my improved trunk-lock and hasp.

Figure 2 is a side view of the same, partly in section, through the line *xx*, fig. 1.

Figure 3 is a detail under-side view of the handle.

Figure 4 is a face view of a modified form of the hasp.

Figure 5 is an edge view of the same.

Similar letters of reference indicate corresponding parts.

My invention has for its object to improve the construction of trunk-locks and hasps, so as to make them stronger, more convenient, and more ornamental than when constructed in the ordinary manner.

And it consists in the combination, with a hasp-plate, of a handle, so arranged, that when the trunk is locked, the latter will lie flush with the hasp-plate, and when the same is unlocked, will be thrown out so as to be conveniently laid hold of for raising the lid; and

It also consists in providing the hasp and lock, either or both, with a flexible covering of leather, enamelled cloth, or equivalent material, as hereinafter described.

A is the base-plate of the hasp, which is attached to the trunk-cover, and which has ears, B, attached to it near its ends, to receive the pivots of the ears of the hasp-plates C, to the free end of which the catch D is attached in the ordinary manner.

E is the handle, by means of which the cover is raised when the trunk is unlocked, and the ears of which are pivoted to the ears B, of the base-plate A.

Upon the ends or ears of the handle E are formed toes, *e'*, which rest upon the edge of the hasp-plate C.

To the under side of the handle E are attached springs, F, which bear against the base-plate A, as shown in fig. 2, so that when the lock is unlocked, the

springs F may force out the upper part of the handle E, forcing the toes *e'* inward against the edge of the hasp-plate C, and raising the free or catch end of said hasp-plate, as shown in fig. 2. The handle E may be made wholly of metal, or its arms may be made of metal, and the middle or hand-part of leather, or other suitable material.

The outer surface of the hasp may be covered with leather, enamelled cloth, or other suitable flexible material, G, riveted, or otherwise securely attached to the metallic parts or plates of the hasp, so that, should the said metallic parts of the hasp be accidentally broken, the said flexible material may still hold the trunk closed.

The face or outer side of the lock H may also be covered with leather, enamelled cloth, or other suitable flexible material, G.

Facing or covering the hasp and lock with the material G, not only gives a neat and ornamental appearance to the hasp and lock, but it also enables the said lock and hasp to be made stronger; and at the same time diminishes the cost of manufacture; since, when the lock and hasp are thus covered, their faces do not require to be finished up. This not only saves the cost of finishing, but also prevents the heads of the rivets and bolts from being ground down flush with the surface of the said lock and hasp, thus-making them much stronger. The covering G may be applied to any kind or style of lock and hasp.

Having thus described my invention,

I claim as new, and desire to secure by Letters Patent—

1. The combination of a handle E, provided with springs, F, and toes, *e'*, with the hasp-plate C, substantially as herein shown and described, and for the purpose set forth.

2. The combination of the flexible covering, made of leather, enamelled cloth, or equivalent material, with the lock and hasp, either or both, substantially as herein shown and described, and for the purpose set forth.

E. L. GAYLORD.

Witnesses:

N. TAYLOR BALDWIN,
BENJ. WEBSTER, Jr.