

T. B. Comins, Jr.,

Folding Chair.

No. 98,743.

Patented Jan. 11, 1870.

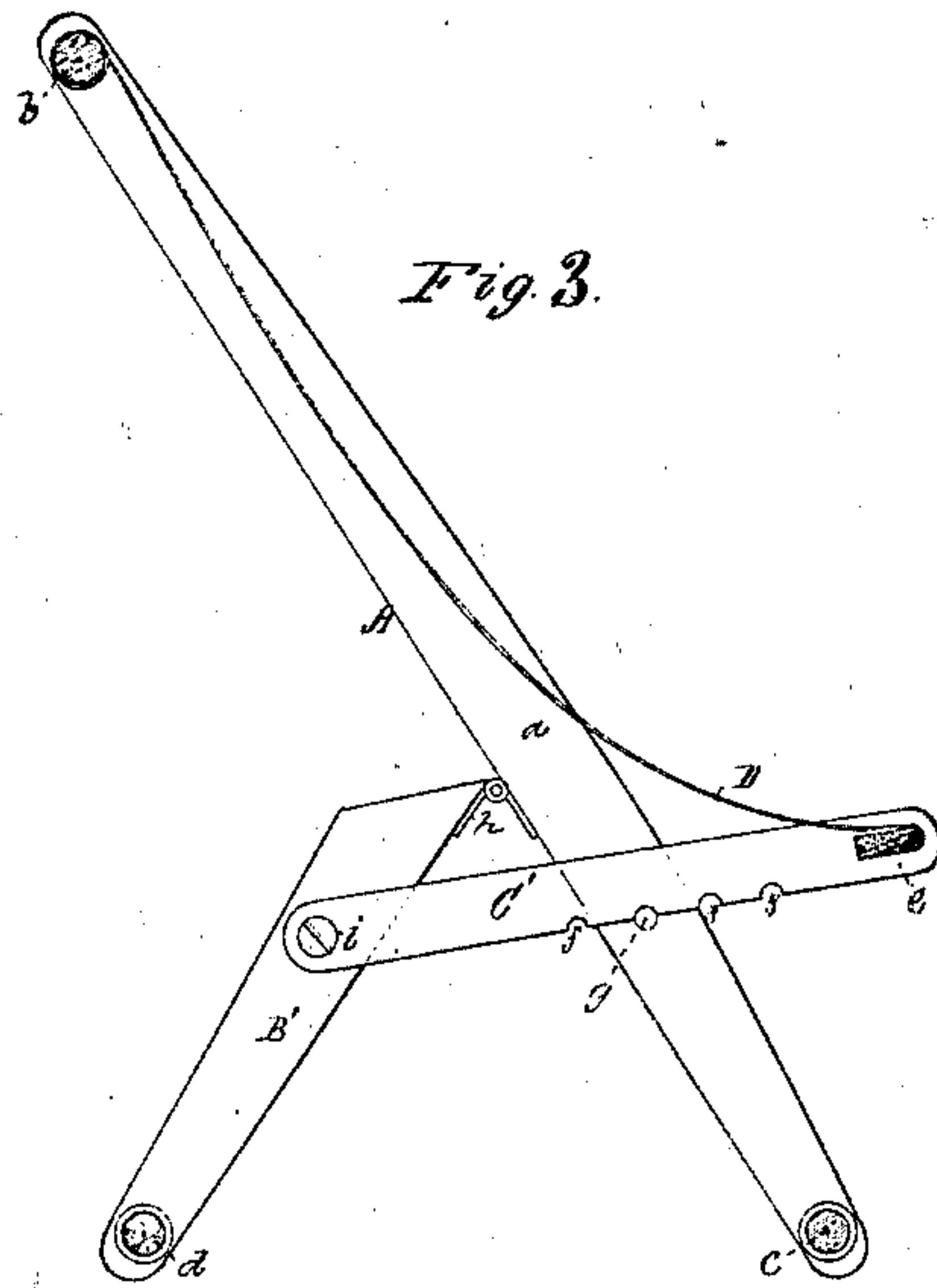
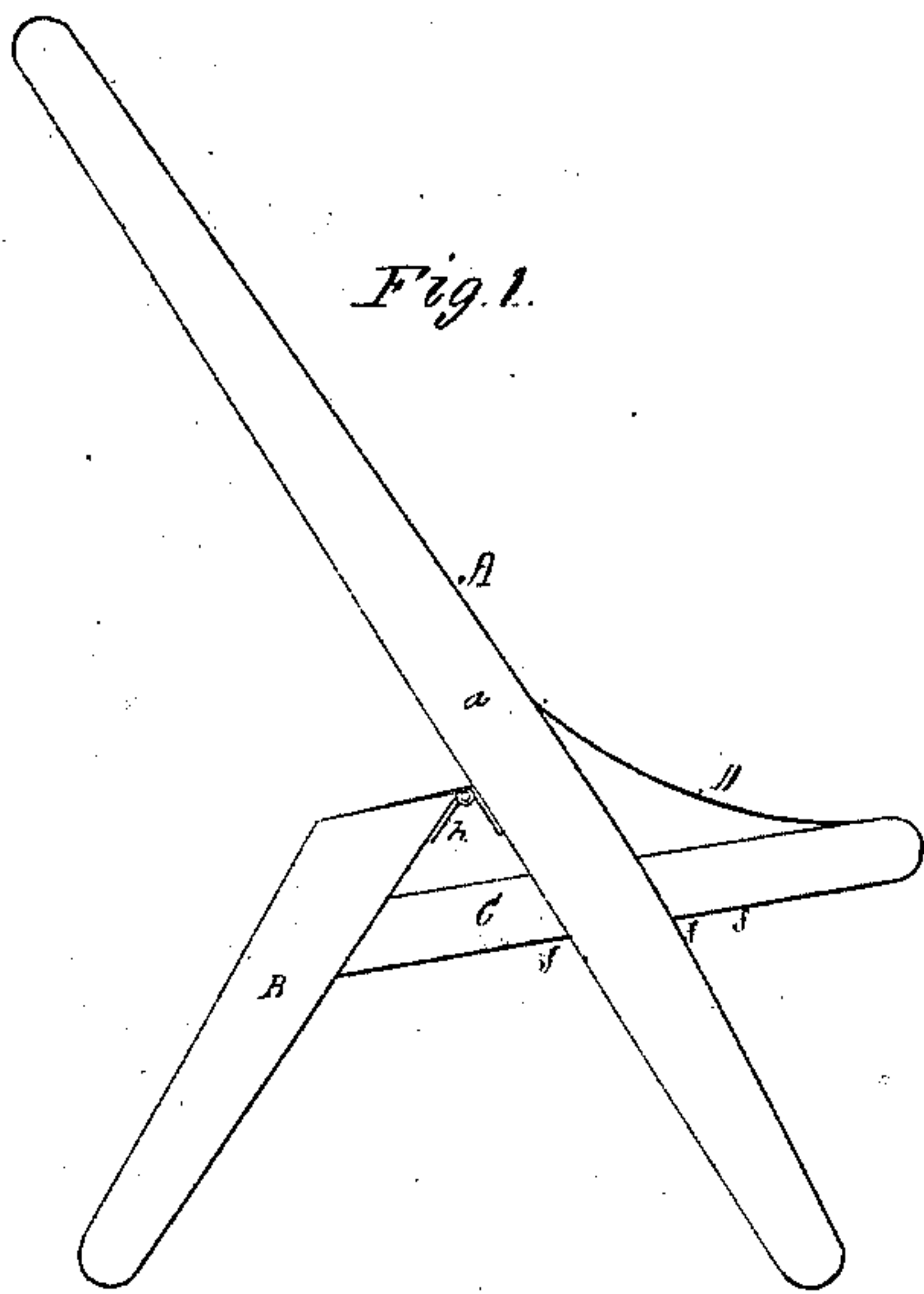
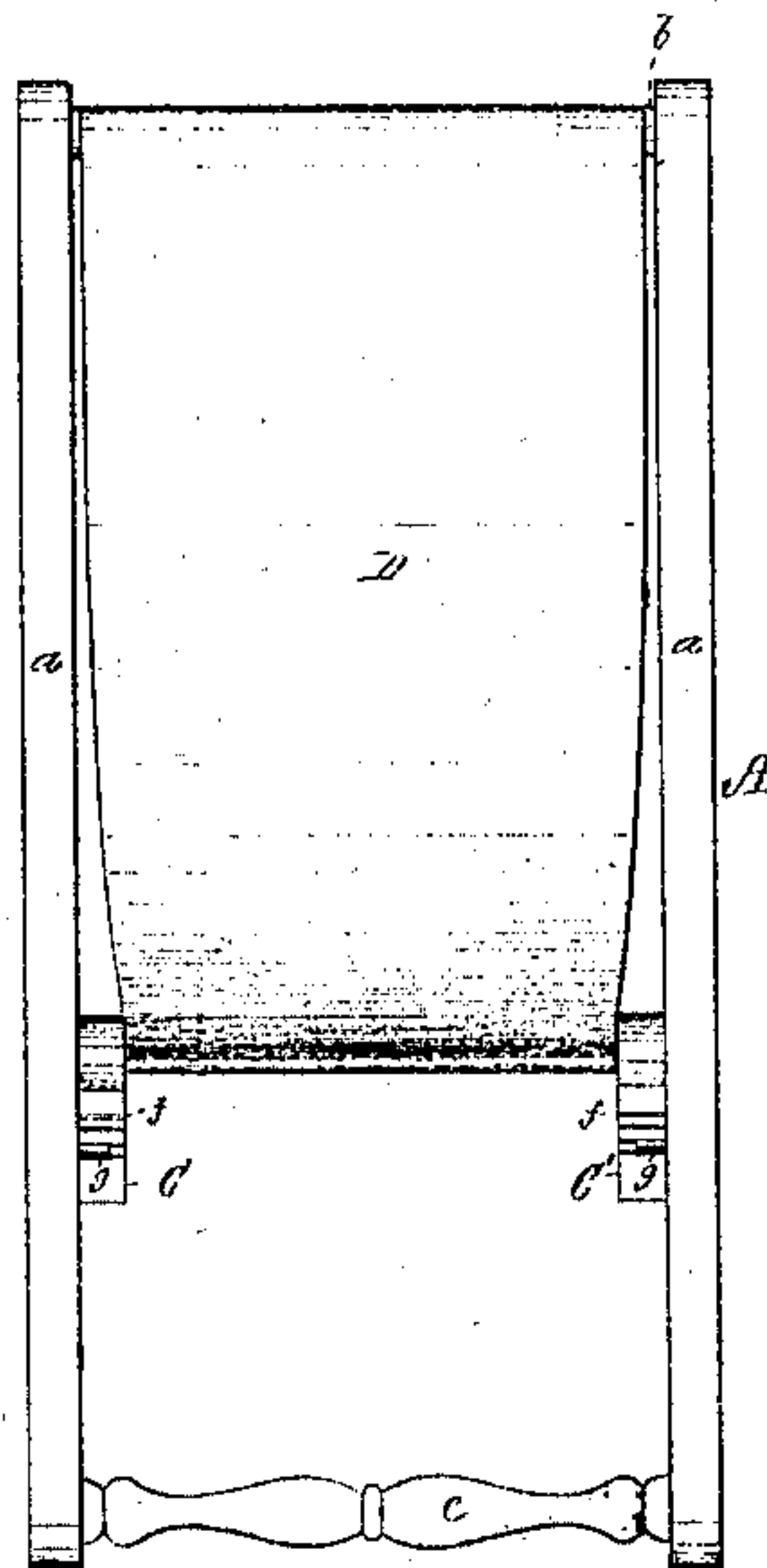


Fig. 2.



Witnesses

J. A. Piper

L. N. Moeller

T. B. Comins, Jr.

by his attorney

R. H. Endy

United States Patent Office.

THOMAS BABBITT COMINS, JR., OF LOWELL, MASSACHUSETTS.

Letters Patent No. 98,743, dated January 11, 1870.

IMPROVED FOLDING CHAIR.

The Schedule referred to in these Letters Patent and making part of the same

To all persons to whom these presents may come :

Be it known that I, THOMAS BABBITT COMINS, Jr., of Lowell, of the county of Middlesex, and State of Massachusetts, have invented a new and useful Improved Folding Chair; and do hereby declare the same to be fully described in the following specification, and represented in the accompanying drawings, of which—

Figure 1 is a side elevation,

Figure 2, a front view, and

Figure 3, a vertical section of one of my improved chairs.

In such drawings—

A denotes a rectangular frame, composed of two parallel bars, *a a*, and two transverse connection-bars, *b c*.

Two legs, B B', are hinged at their upper ends to the two bars *b c*, there being one of the legs directly behind each of the said bars, and these legs, near their lower ends, are connected by a transverse bar, *d*.

Furthermore, there is pivoted to each of the legs, at about two-thirds of its altitude, one of a pair of bars, C C', which extend between the bars *a a*.

Near their front ends, the two bars C C' are connected by a transverse bar, *e*.

Each of the bars C C' has a series of notches, *f f f*,

made in it, from its lower edge, they being to latch the bar upon one of two pins, *g*, projected from the bars *a a*.

A strip of cloth, D, to constitute the seat and back of the chair, is fixed at its upper end to the upper cross-bar *b* of the frame A, and also at its lower end to the cross-bar *e* of the latching-bars C C'.

The above construction of a chair not only enables its parts to be folded together in a small compass, but admits of the back being inclined to different positions, or to be so depressed as to bring a sitter into a recumbent one, as may be desirable.

The hinges of the legs are shown at *h h* in figs. 1 and 3, one of the pivots of the latching-bars C C' being represented at *i* in fig. 3 of the drawings.

I claim the above-described chair-frame, as composed of the frame A, the legs B B', the two latching-bars C C', the pins *g*, and the bar *e*, arranged and applied together, and to the strip or cloth D, in manner and so as to operate as described.

THOMAS B. COMINS, JR.

Witnesses:

R. H. EDDY,
J. R. SNOW.