

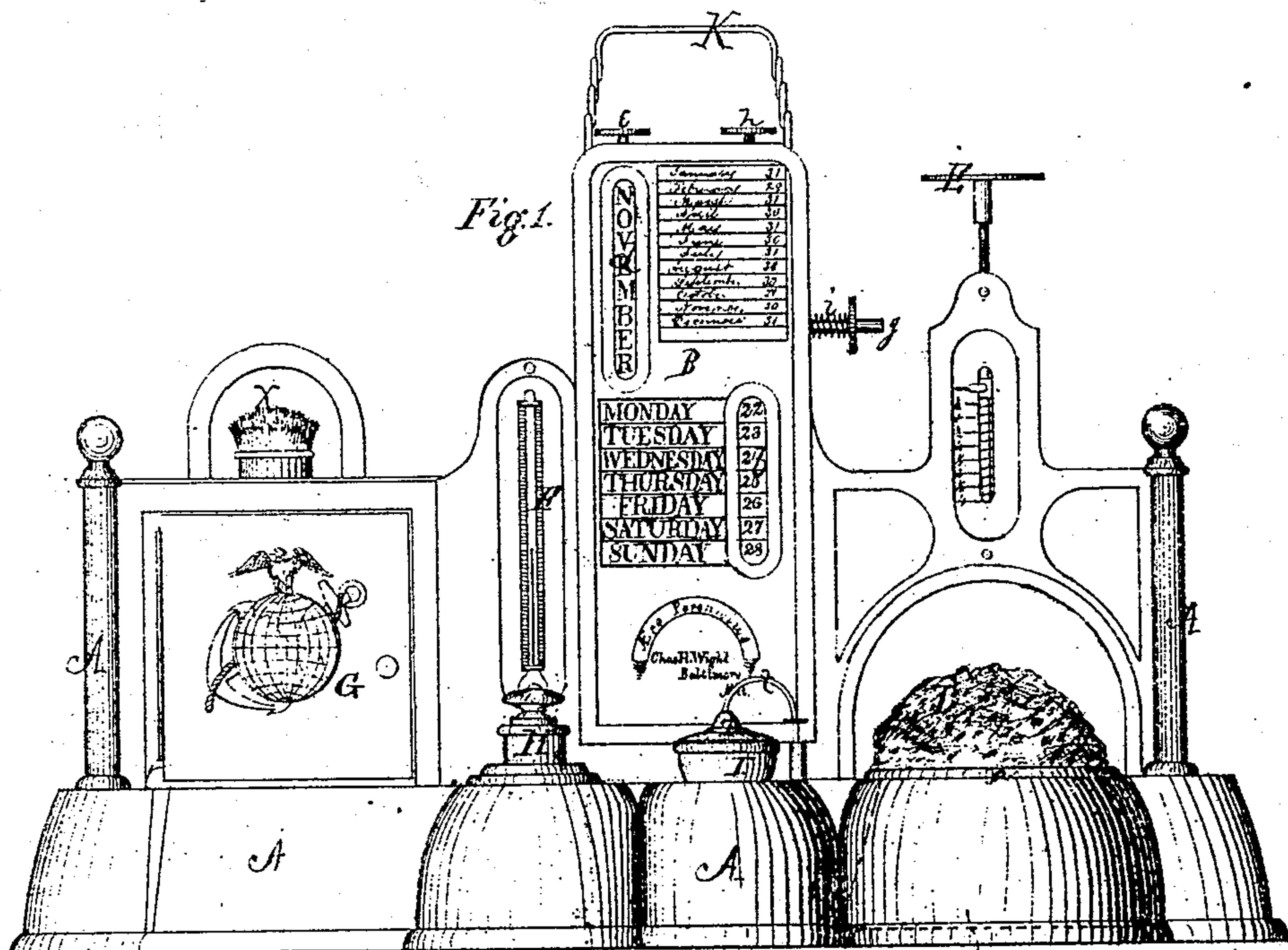
2 Sheets, Sheet 1.

C. H. Nigh,

Inkstand.

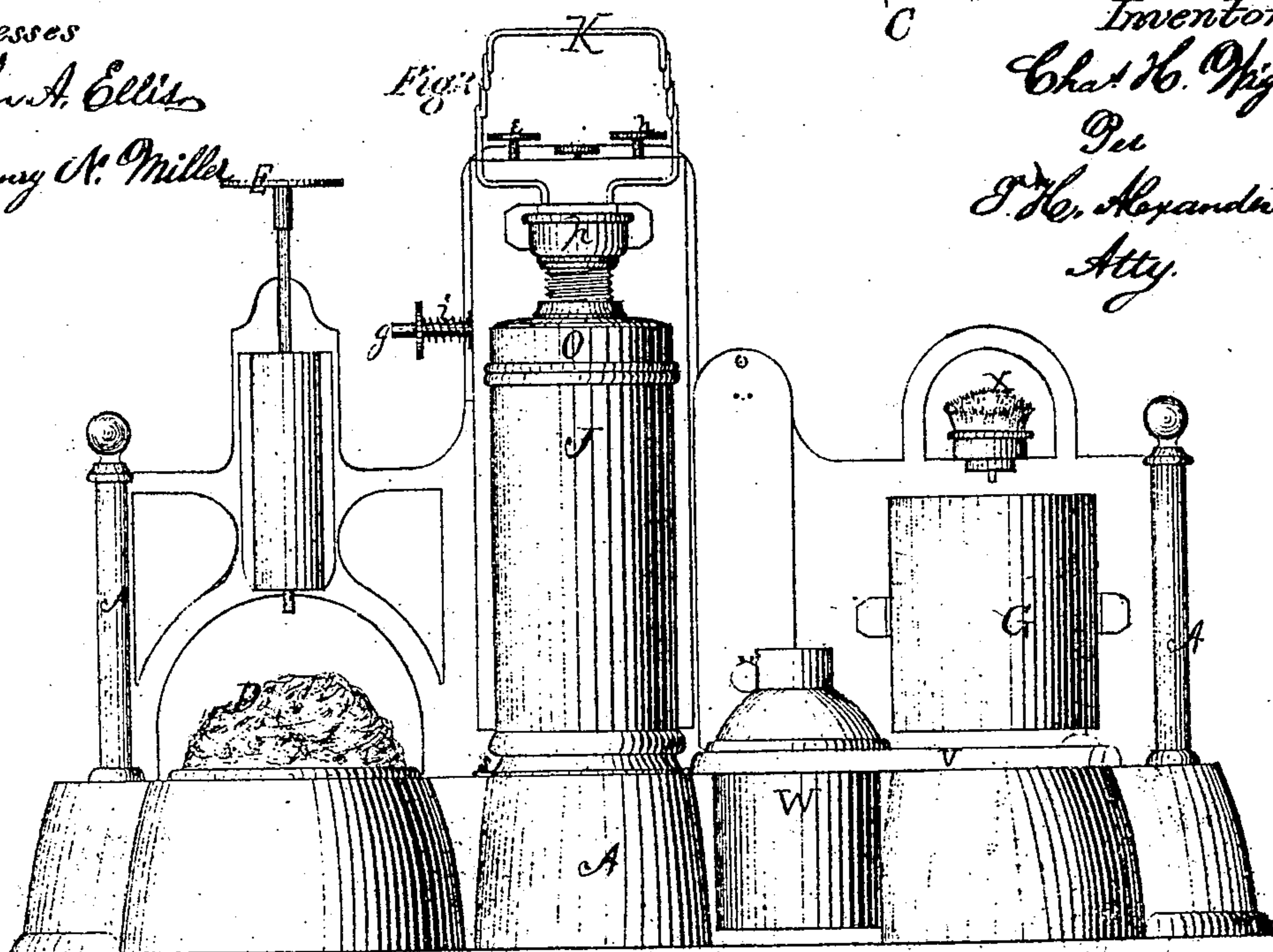
No. 98453.

Patented Dec. 28. 1869



Witnesses
John A. Ellis
Henry A. Miller

Inventor
Chas. H. Nigh
Per
J. H. Alexander
Atty.



*C.H. Night,
Inkstand.*

2 Sheets, Sheet 2.

No. 98453.

Patented Dec. 28. 1869

Fig. 3.

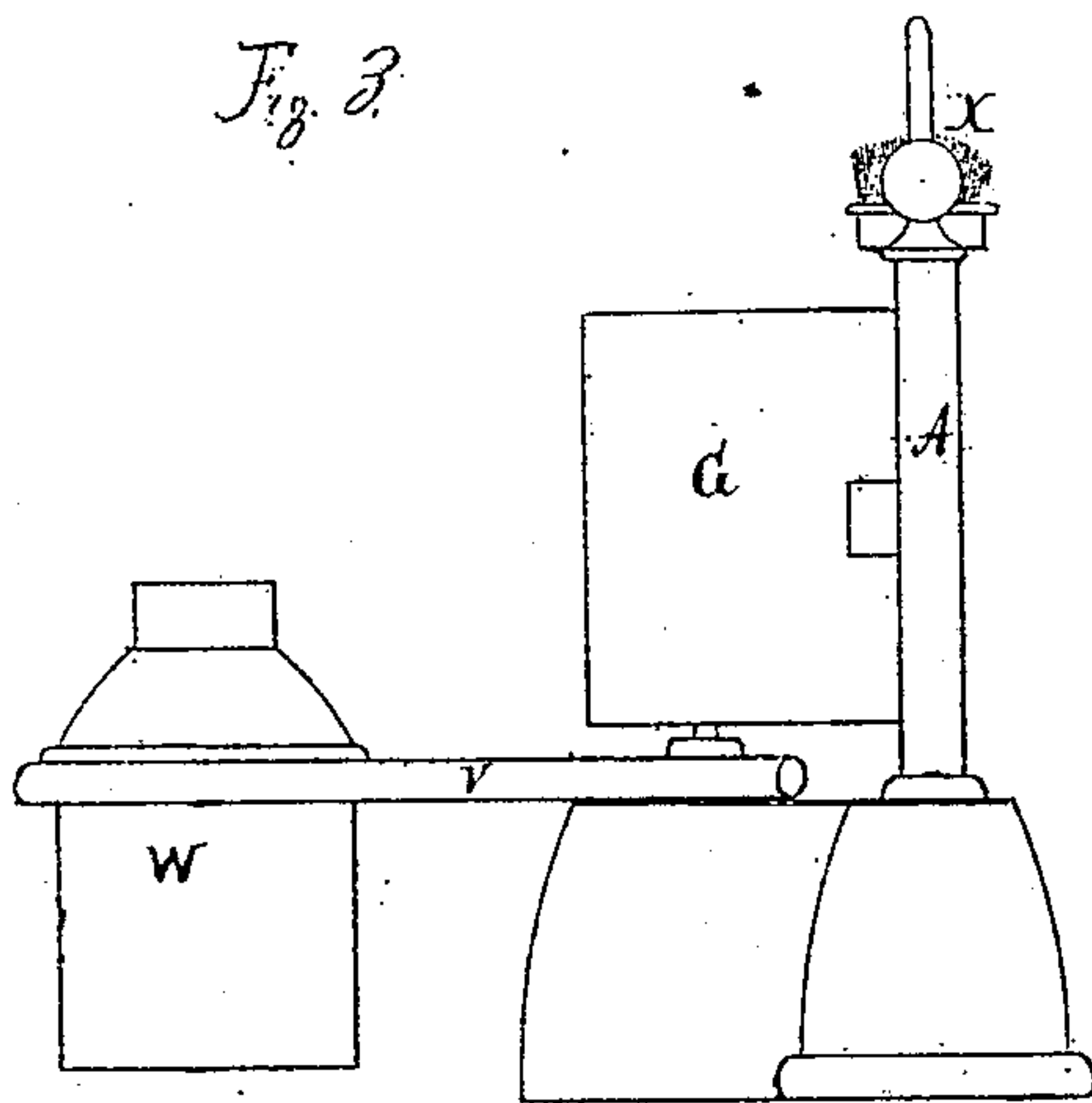
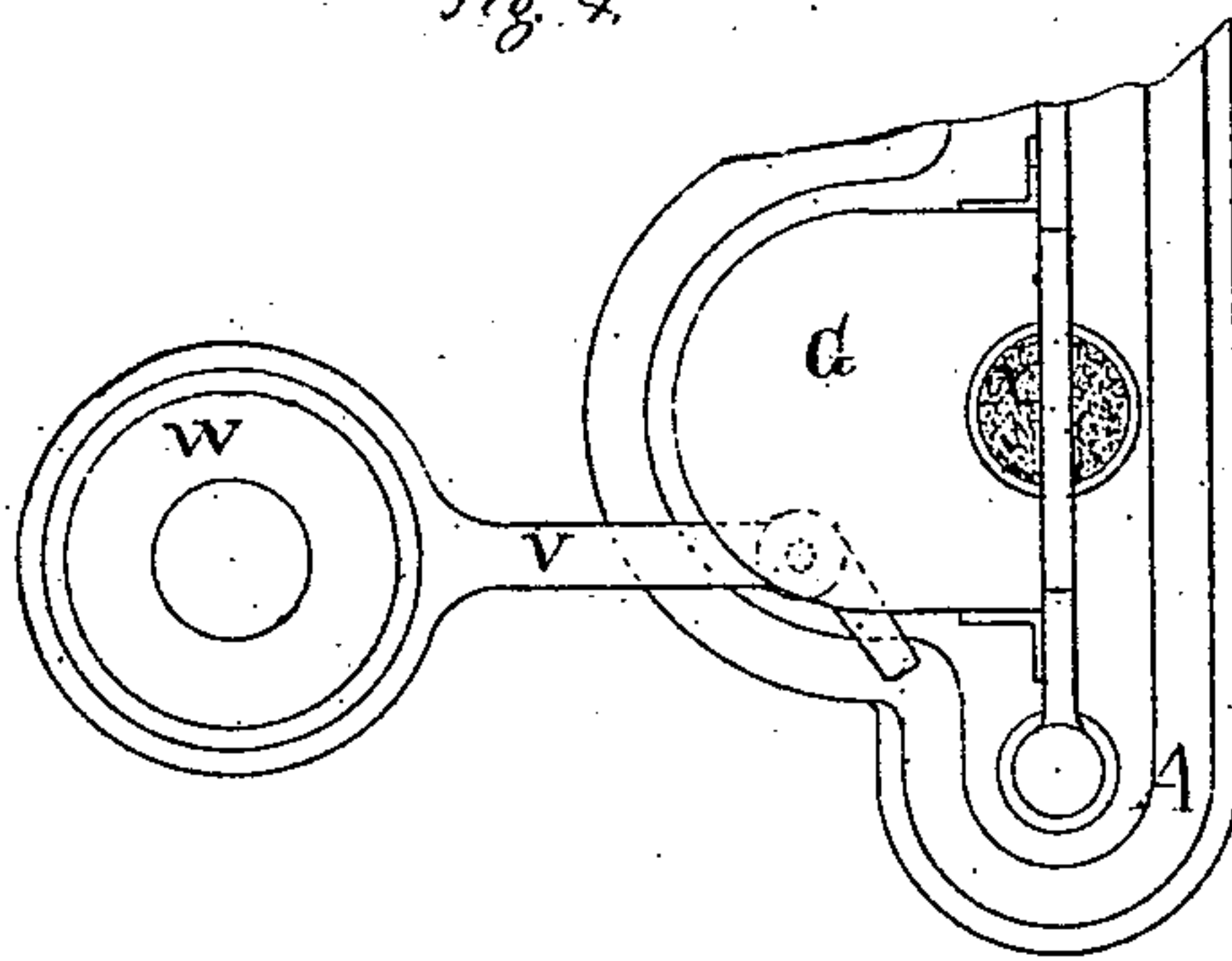


Fig. 4.



Witnesses:

Jno. A. Ellis

Henry W. Miller.

Inventor:

Chas. H. Night

Per

T. V. Alexander

Atty.

United States Patent Office.

CHARLES H. WIGHT, OF BALTIMORE, MARYLAND.

Letters Patent No. 98,453, dated December 28, 1869.

IMPROVEMENT IN STATIONERY-FURNITURE.

The Schedule referred to in these Letters Patent and making part of the same.

To all whom it may concern:

Be it known that I, CHARLES H. WIGHT, of Baltimore, in the county of Baltimore, and State of Maryland, have invented certain new and useful Improvements in combined Ink-Stand, Calendar, Letter-Scales, &c., for desk-purposes; and I do hereby declare that the following is a full, clear, and exact description thereof, reference being had to the accompanying drawings, and to the letters of reference marked thereon, which form a part of this specification.

The nature of my invention consists in the peculiar construction of the stand, or frame, whereby I am enabled to arrange, in a convenient manner, the several devices hereinafter described.

In order to enable others skilled in the art to which my invention appertains, to make and use the same, I will now proceed to describe its construction and operation, referring to the annexed drawings, in which—

Figure 1 is a front view, and

Figure 2, a rear elevation of my entire desk-appointment.

A represents the stand, or frame, of my appointment, in the centre of which is the calendar B, having on one side a cup, C, in which a sponge, D, is placed, said sponge being secured by a pin, *a*, that passes through the sponge and cup. Above the sponge-cup C is placed a letter-balance, E, made in any of the known and usual ways. On the other side of the calendar B is a thermometer, F, and a miniature safe, G, forming a convenient receptacle for postage or other stamps.

What I have called the stand or frame A is, in reality, a bed-piece, from which rises a frame the entire length of the bed-piece, and which frame contains all the devices above-mentioned, arranged so as to present a neat and tasty appearance.

In the centre of the stand A, in front of the calendar and thermometer, are two apertures for the reception of the red-ink bottle H, and writing-ink bottle I, which latter is supplied from the fountain J, placed in rear of, and hid by the calendar B.

On top of the calendar B is the pen-rack K, extending toward the rear. This pen-rack is made of wire, bent in proper shape, and its ends inserted in loops, or other suitable holders, on the rear side of the calendar-box, so that the rack proper extends above and in rear of the calendar.

Between the safe G and the bed of the stand A, is pivoted a bent bar, V, one end of which forms a ring or loop, in which is placed a mucilage-bottle, W, and the other end forms a handle for moving the same. When not in use, the mucilage-bottle, W, is entirely hid from view, its place being between the safe G and the fountain J, as seen in fig. 2; but when wanted for use, the bar V is readily turned on its pivot so as to bring the bottle to the side of the safe.

Having thus fully described my invention,

What I claim as new, and desire to secure by Letters Patent, is—

The arrangement upon stand A, of stamp-safe G, calendar B, pen-rack K, letter-scale E, thermometer F, ink-receptacles H I, swinging mucilage-bottle W, and sponge-cup C, in the manner and for the purpose described.

In testimony that I claim the foregoing as my own, I affix my signature, in presence of two witnesses.

CHARLES H. WIGHT.

Witnesses:

JOSEPH B. STAFFORD,
WILLIAM A. BOYD, Jr.