

E. E. Ellis,

Quilting Frame.

No. 98,361.

Patented Dec. 28, 1869.

Fig. 1.

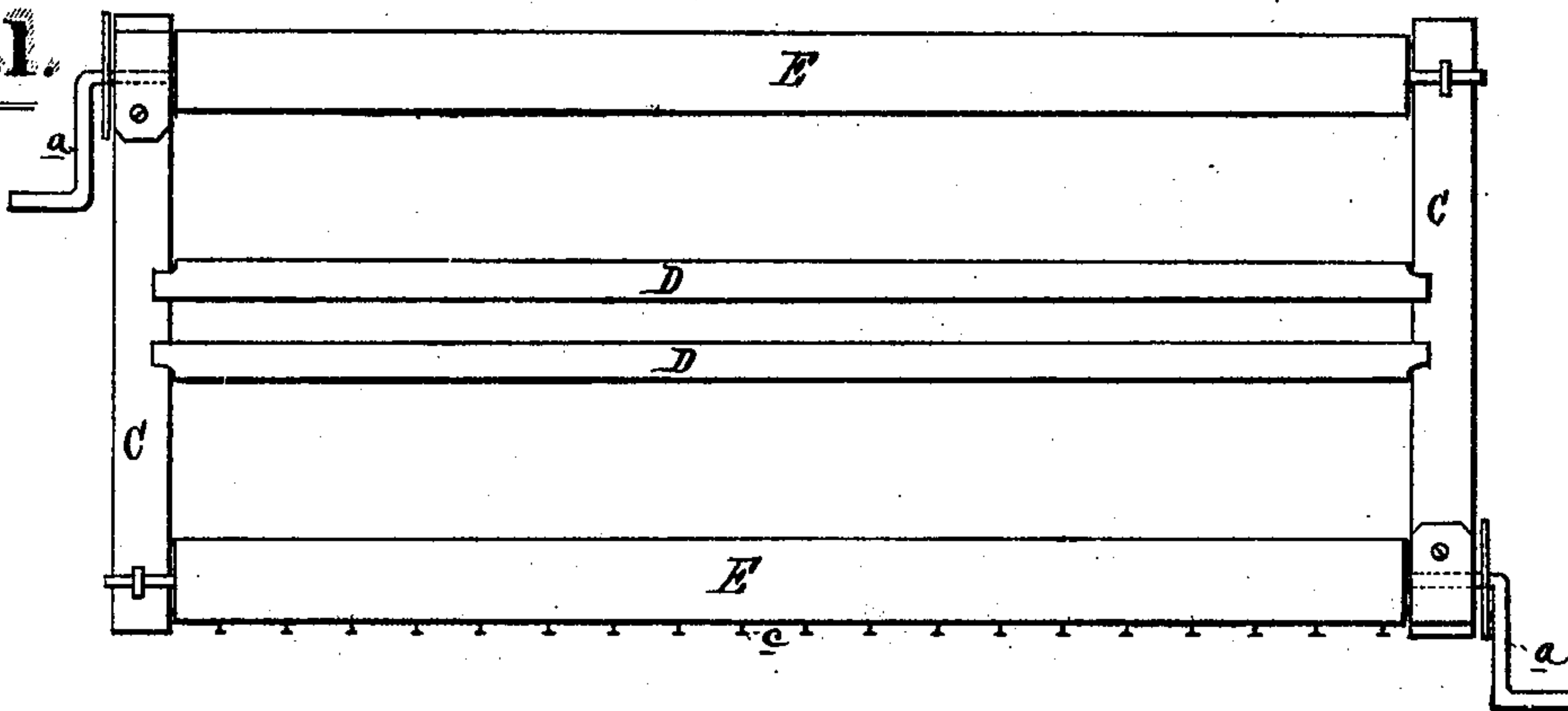


Fig. 2.

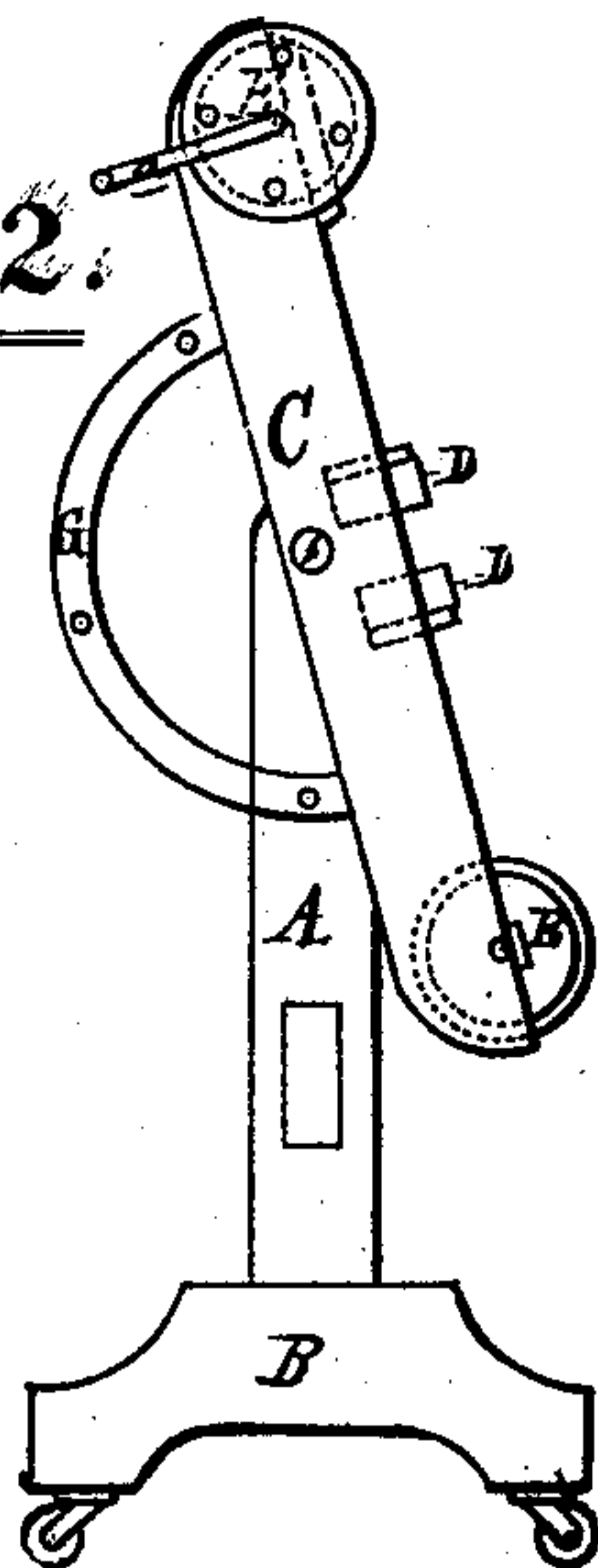
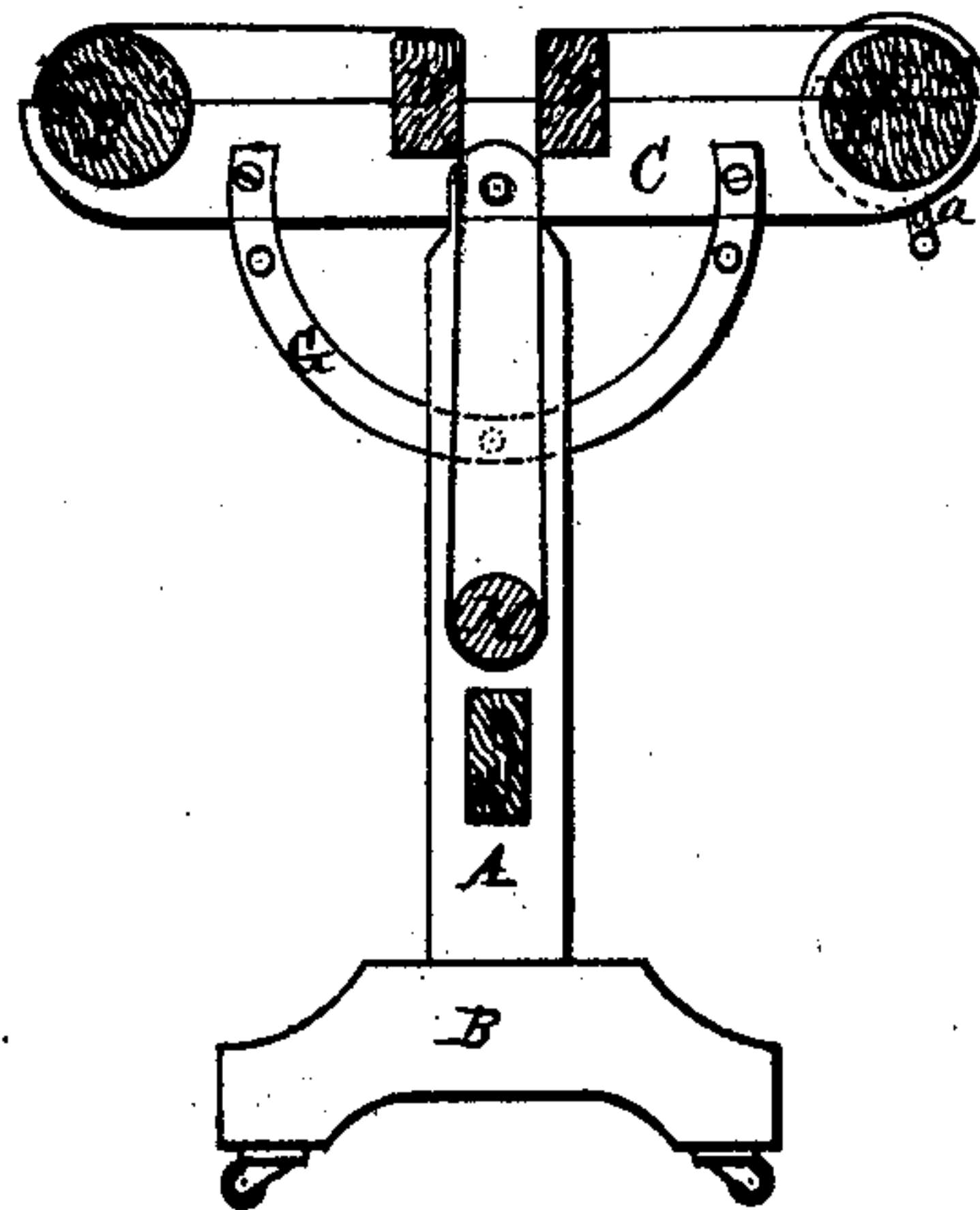


Fig. 3.



Witnesses.

E. W. Anderson
D. D. Kane

Inventor

E. E. Ellis
Chapman, Hosmer & Co
Attorneys.

United States Patent Office.

ALVA E. ELLIS, OF FRIENDSVILLE, ILLINOIS.

Letters Patent No. 98,361, dated December 28, 1869.

IMPROVED QUILTING-FRAME.

The Schedule referred to in these Letters Patent and making part of the same.

To all whom it may concern:

Be it known that I, ALVA E. ELLIS, of Friendsville, in the county of Wabash, and State of Illinois, have invented a new and valuable Improvement in Quilting-Stand; and I do hereby declare that the following is a full, clear, and exact description of the construction and operation of the same, reference being had to the annexed drawings, making a part of this specification, and to the letters and figures of reference marked thereon.

Figure 1, of the drawings, is a top view of my invention.

Figure 2 is an end view of the same.

Figure 3 is a sectional view of the same.

My invention relates to quilt-frames; and

It consists mainly in a novel and effective arrangement of devices, intended for use in holding and moving the coverings of beds while the same are being quilted.

A, of the drawings, represents a frame, of two upright standards, arranged on casters, and firmly united by the longitudinal bar B.

C represents cross-heads, pivoted to the standards of frame A, as shown, and

D, are removable bars, resting in mortises in the cross-heads C, respectively.

E represents rollers, arranged in the respective ends of cross-heads C, and to which are attached cranks *a* in the manner shown.

I arrange a line of pins on each of these rollers, in the manner shown at *c*, to aid in attaching the quilt to said rollers.

G represents segments of circles, respectively attached to the cross-heads C, with apertures adapted to receive pins, for the purpose of adjusting the rollers in the desired position.

H represents a rod, of the length of the inside of the frame, intended to serve as a weight to hold the quilt down in the proper position.

To operate my device, I attach an end or side of the quilt to the respective rollers, and pass the middle over the bars D. I then place the upright bar H upon the top of the quilt, and by means of the cranks, wind said quilt upon the rollers and unwind it at will.

The cross-heads being pivoted to the standards, allow either roller to be raised or depressed, as the case may require, and thereby enable the operator to bring the work up or down, as may be desirable for use.

The quilting-frame, when the quilt is removed, may be used as a clothes-horse, and thus need never stand idle.

What I claim as my invention, and desire to secure by Letters Patent, is—

The combined quilting-frame and clothes-horse, herein described, constructed with frame A, cross-heads C, rollers E, cranks *a*, segments G, and rod H, as specified.

In testimony that I claim the above, I have hereunto subscribed my name, in the presence of two witnesses.

ALVA E. ELLIS.

Witnesses:

CHARLES NALLER,
JOHN HAVILL.