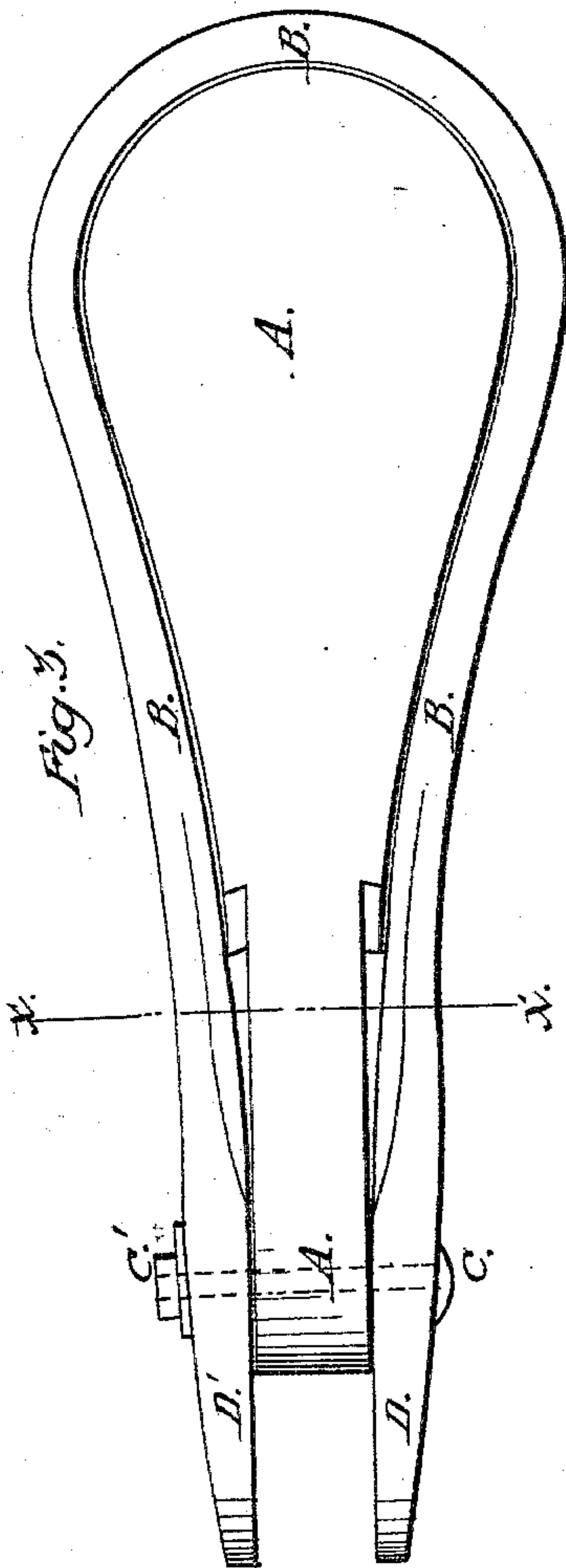
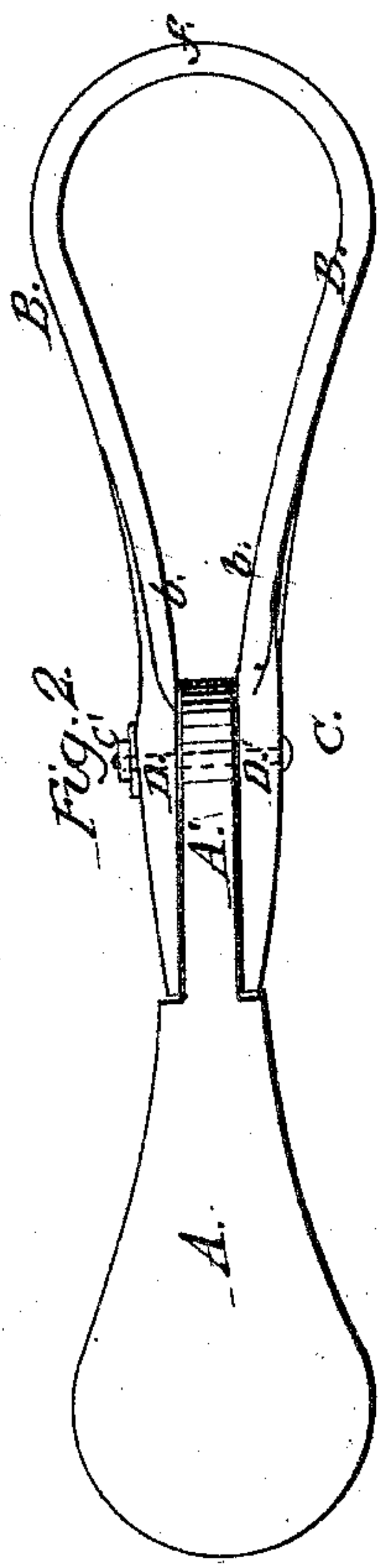
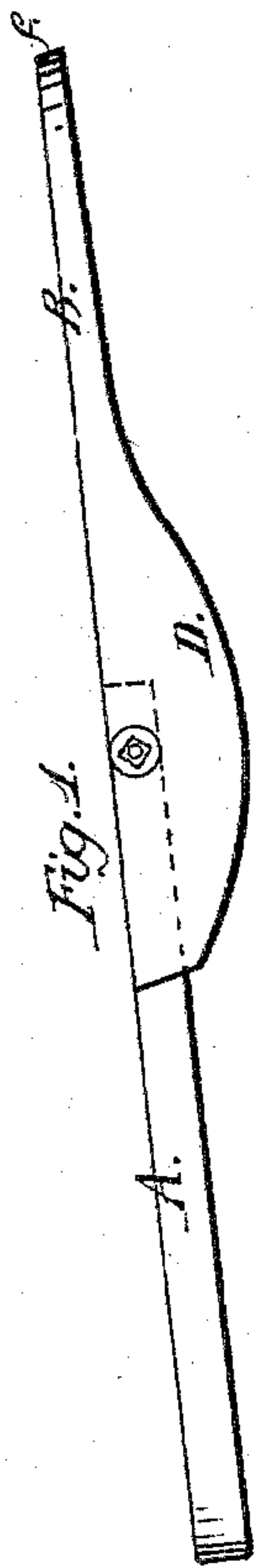
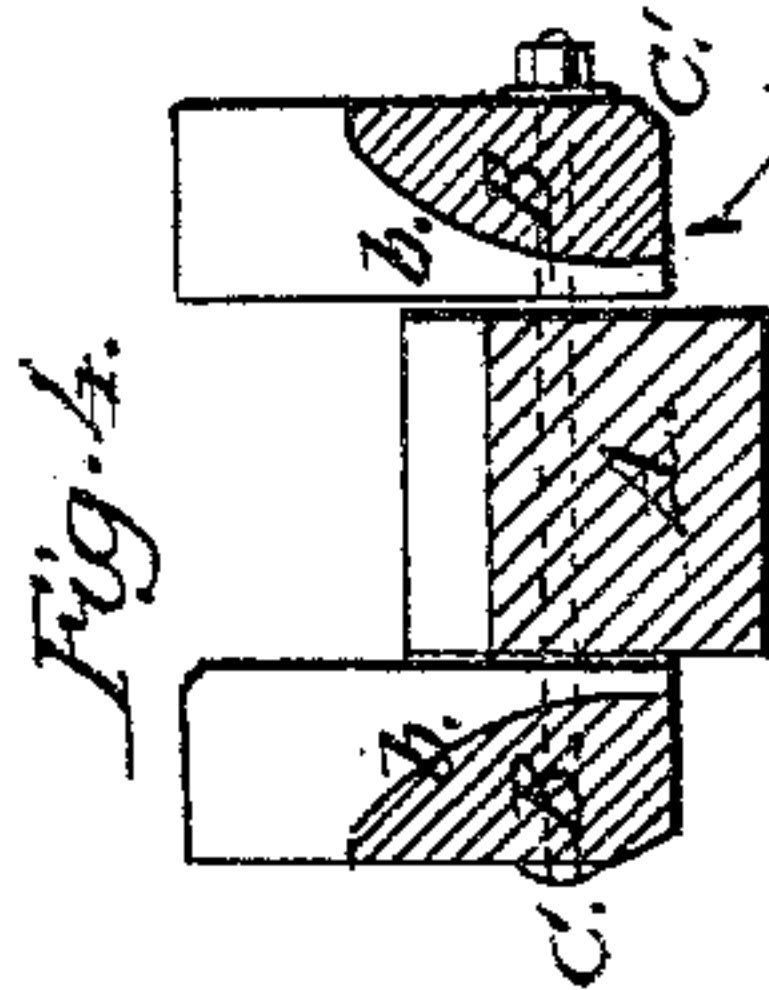


W. Case,

Boot Jack.

No. 97,478.

Patented Dec. 7. 1869.



Witnesses:  
C. F. Claussen  
A. Ruppert.

Inventor:  
Wheeler Case  
By Edson Brothers  
attorneys

# United States Patent Office.

WHEELER CASE, OF RUSSIA, ASSIGNOR TO HIMSELF AND JAMES H. READ, JR., OF UTICA, NEW YORK.

*Letters Patent No. 97,478, dated December 7, 1869; antedated November 27, 1869.*

## IMPROVED BOOT-JACK.

The Schedule referred to in these Letters Patent and making part of the same.

### *To whom it may concern:*

Be it known that I, WHEELER CASE, of Russia, Herkimer county, New York, have invented a new and useful Boot-Jack; and I do hereby declare that the following is a clear, full, and exact description thereof, reference being had to the accompanying drawings, and to the letters of reference marked thereon.

Figure 1 is a side elevation of my improved boot-jack.

Figure 2 is a plan view.

Figure 3 is a plan view of the jack, when folded.

Figure 4 is a transverse sectional elevation on the line *x x*, fig. 3.

This invention relates to boot-jacks; and

It consists in constructing the same in two parts, hinged at the centre, or thereabout, as herein shown and described.

The object of my invention is to furnish the public with a jack, light, neat, cheap, and convenient, and capable of being folded in a compact form, for transportation.

A is the "rest," the inner portion of which rests upon the floor, and upon which the foot is placed, to hold the jack down while the boot is being drawn.

A' is an arm of the rest A, and is enclosed between the ends of the loop B, and there firmly secured by the bolt C, which passes through the end thereof.

B is the loop, being bevelled on its inside surface, as shown in fig. 4 of the drawings, to cause it the more firmly to gripe the heel of the boot.

The heel engages at the point indicated by the letters *b b*, the toe at the point indicated by the letter *f*, thus enabling one to draw his boot with ease and facility.

C is a bolt or pivot, passing through the ends of the loop B and arm A', being fastened thereto by nut C'.

D D' are projections or supports on the inner ends of the loop, causing the jack to raise diagonally from the floor, and allowing sufficient depth for the insertion of the boot.

Having thus described my invention,

What I claim as new, and desire to secure by Letters Patent of the United States, is—

A boot-jack, having a loop, B, and rest A, hinged at the centre, or thereabout, constructed and adapted for use as herein shown and described.

In testimony whereof, I have signed my name to this specification, in the presence of two subscribing witnesses.

WHEELER CASE.

Witnesses:

DEXTER GILLMORE,  
WM. BAKER.