
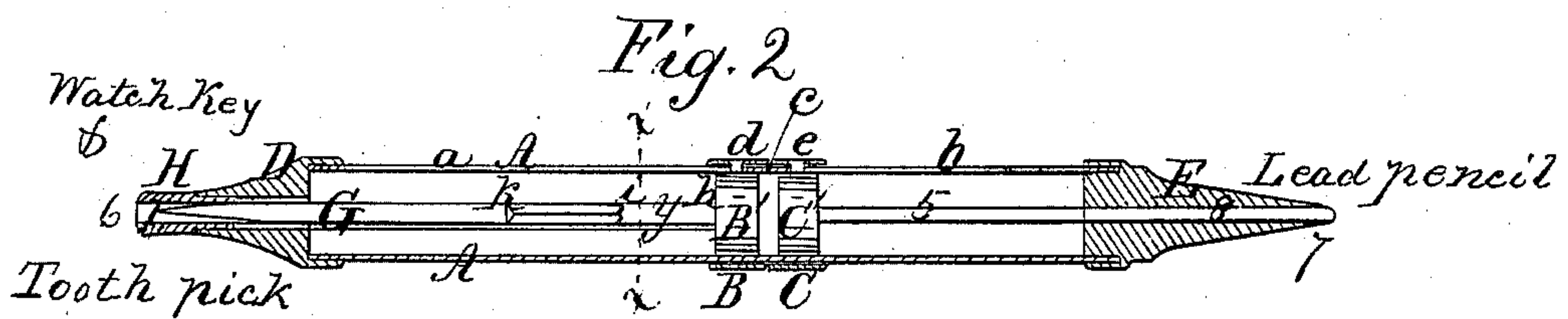
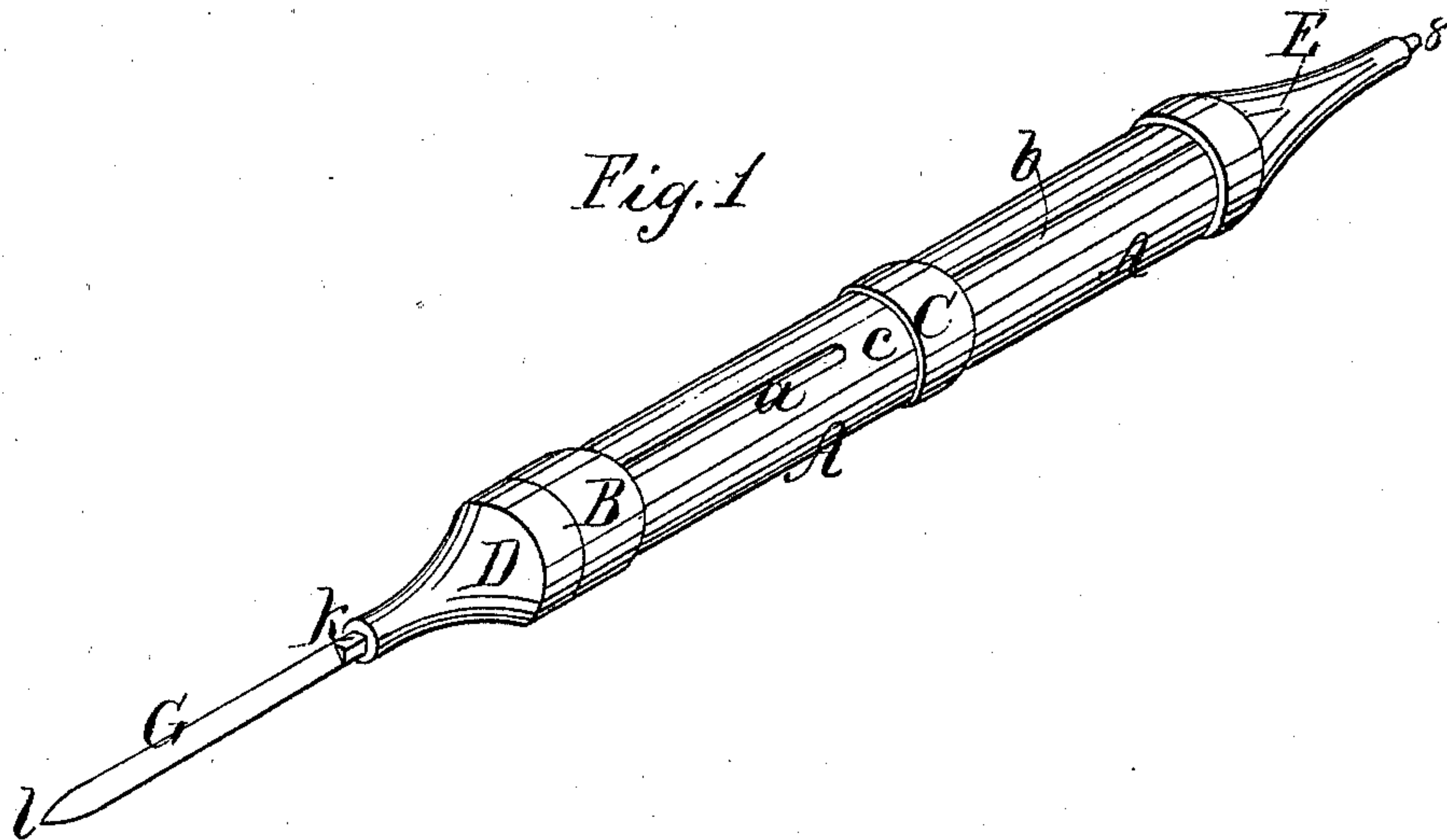


Graham & Child

Watch Key

N^o 97,391.

Patented Nov. 30, 1869.



Witnesses

W. J. Cambridge
M. C. Robbins

Inventor.

Henry E. Graham
Richard D. Child

United States Patent Office.

HENRY E. GRAHAM AND RICHARD D. CHILD, OF BOSTON, MASSACHUSETTS.

Letters Patent No. 97,391, dated November 30, 1869; antedated November 24, 1869.

IMPROVEMENT IN COMBINED WATCH-KEY AND TOOTHPICK

The Schedule referred to in these Letters Patent and making part of the same.

To all whom it may concern:

Be it known that we, HENRY E. GRAHAM and RICHARD D. CHILD, both of Boston, in the county of Suffolk, and State of Massachusetts, have invented a Combined Watch-Key and Toothpick, of which the following is a full, clear, and exact description, reference being had to the accompanying drawings, making part of this specification, in which—

Figure 1 is an enlarged perspective view of the combined watch-key and toothpick, with the latter drawn out, ready for use.

Figure 2 is a longitudinal section through the centre of the same, with the toothpick drawn in, and the key ready for use.

Figure 3 is a transverse section on the line xx of fig. 2.

Our invention consists in a combined watch-key and toothpick, the latter sliding within the winding-tube of the former, and being provided with a shoulder at its base, corresponding in size and form to the interior of the tube, which may be instantly freed from dirt collected therein, by simply pushing out the toothpick; the tube of the key serving to protect and keep the toothpick clean while in the pocket.

To enable others skilled in the art to understand and use our invention, we will proceed to describe the manner in which we have carried it out.

In the said drawings—

A is a cylindrical tube or casing, of silver or other suitable material, provided with two longitudinal slots $a b$, in line with and separated from each other by a portion, c , of the casing, which serves as a stop for arresting the pins $d e$ which secure the sliding rings or collars B C, (surrounding the casing A,) to the cylinder-blocks B' C', (within the casing,) these blocks serving as the basis of two central rods or plungers, 4 5, which are readily moved in contrary directions through the casing, and through the passages 6 7, formed within its conical-shaped end-pieces or projections D E.

We will now describe the construction, operation, and office performed by the two rods or plungers 4 5, commencing with the former (4.)

From h to i , the rod 4 is of the form of a circle in transverse section; from i to k it is square; and from k to the point l it is a flattened ellipse, tapering grad-

ually to the point l , and constituting a long, narrow blade, which serves as a toothpick, G, the blade being of such form that it may be moved in and out, without coming in contact with the interior of the passage 6, formed in the conical projection D, at one end of the casing.

The form of this passage 6 is square in transverse section, and of a size corresponding to the square portion $i k$ of the rod or plunger 4, and is intended as a key, H, for winding a watch, the square portion $i k$, of the rod 4, when the toothpick is pushed out, serving to clear the tube of the key from dirt or foreign matter which may collect therein when carried in the pocket.

As the blade of the toothpick, when pushed in and out, does not touch the inside of the tube, no liability of rust being formed therein by the moisture of the toothpick will occur, while the tube of the key serves to inclose and protect the pick when in the pocket.

The rod 5 is of a circular form, and is intended as a plunger for pushing out, and retaining in its proper place, a circular lead, 8, within the projection E, so that if desired, a lead pencil can be combined, in a convenient form, with the watch-key and toothpick, but the mechanism belonging to the lead pencil may be omitted, if desired, without departing from the spirit of our invention.

We are aware that a combined watch-key and toothpick are not new, and we are also aware that watch-keys have been made, containing a plunger for the purpose of removing dirt, &c. These inventions we do not claim; but

What we claim as our invention, and desire to secure by Letters Patent, is—

1. A combined watch-key, H, and toothpick G, when the latter slides within the winding-tube of the former, substantially as and for the purpose set forth.

2. Also the projection E, for containing a pencil, combined with the watch-key H and toothpick G, when they are formed as above described.

HENRY E. GRAHAM.
RICHD. D. CHILD.

Witnesses:

P. E. TESCHEMACHER,
N. W. STEARNS.