

T. J. Coulston,
Stove Door.

No. 96,551.

Patented Nov. 9. 1869.

Fig. 1.

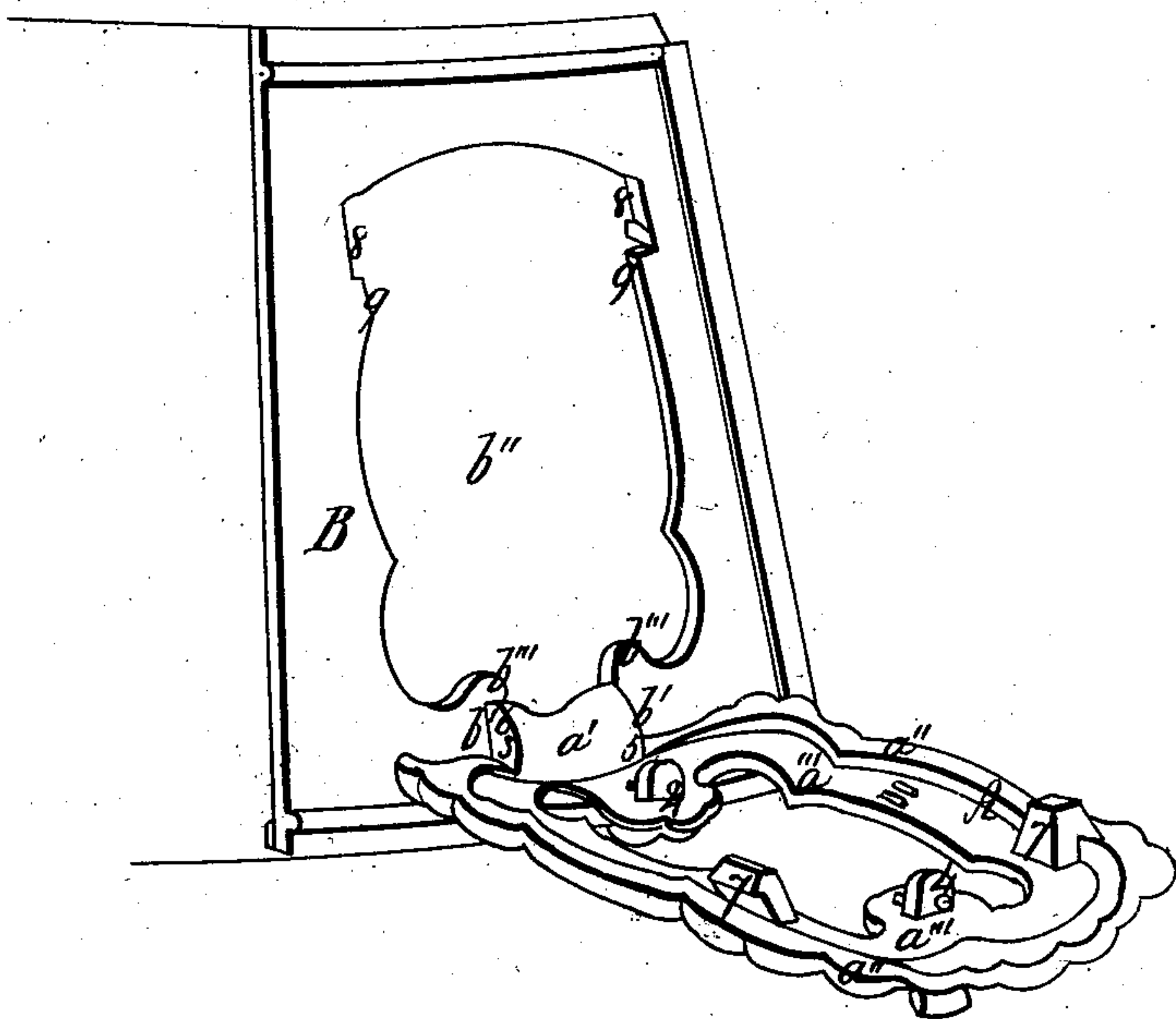
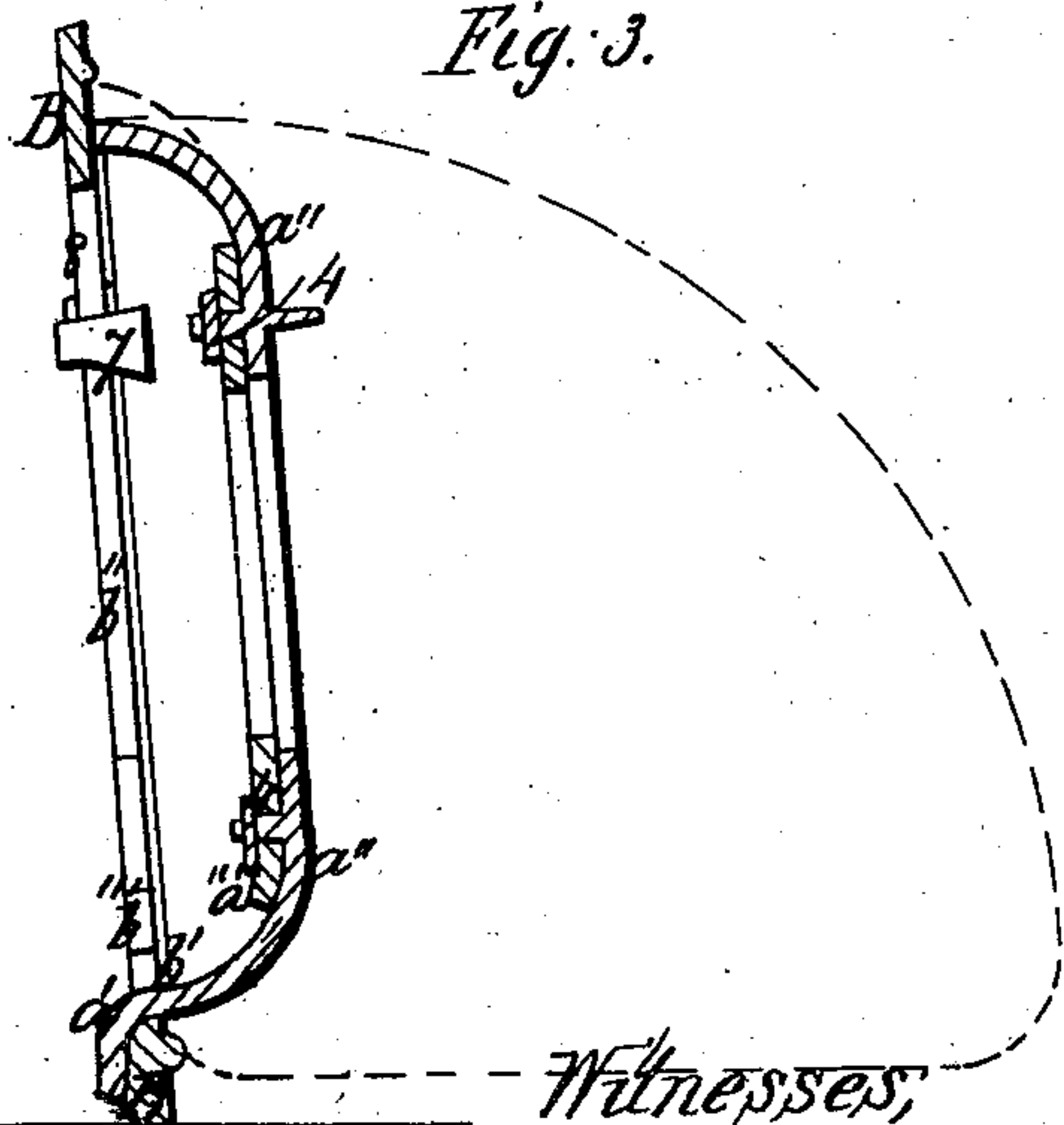


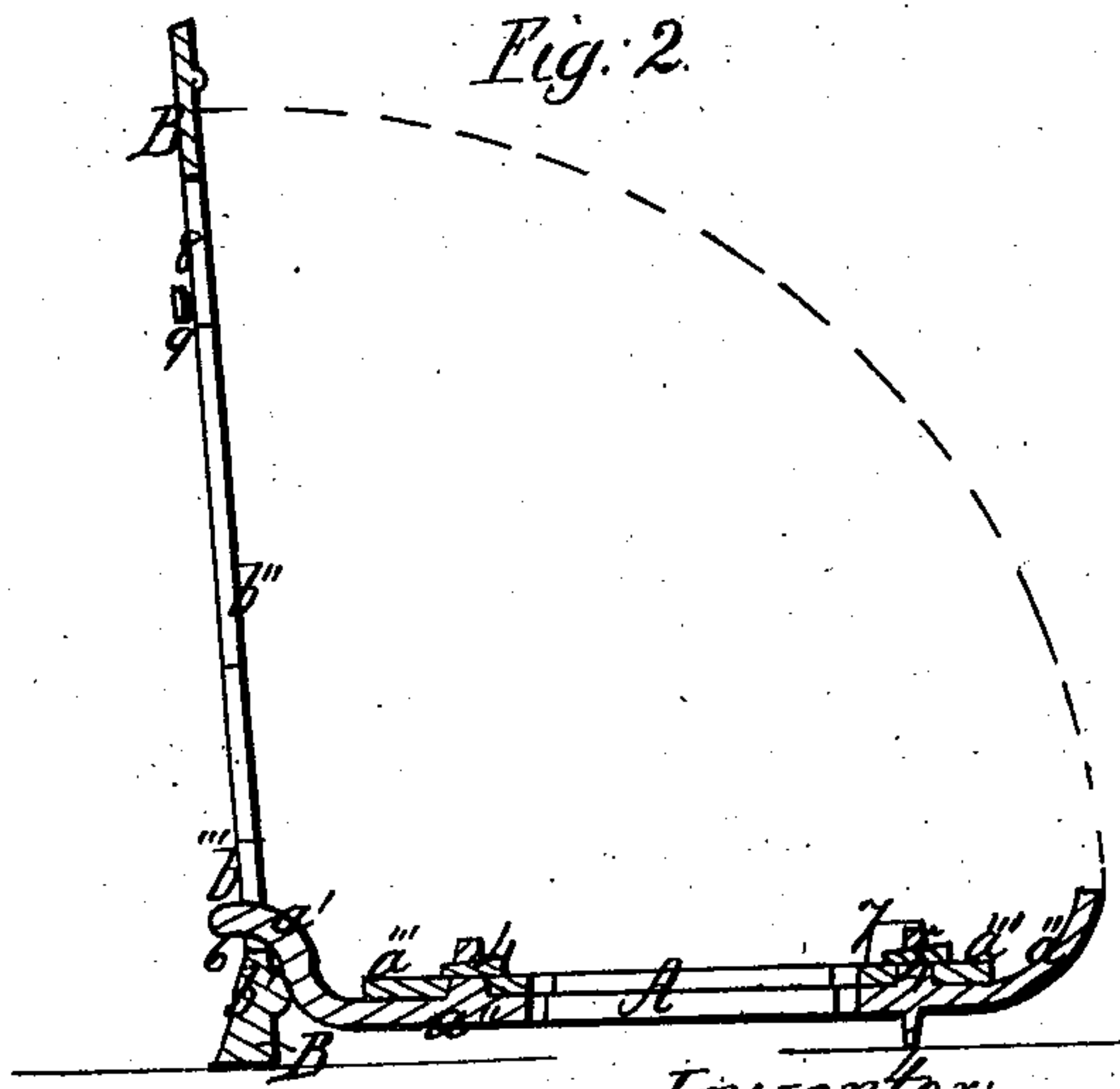
Fig. 3.



Witnesses,

Jeese Ambrose
Wm. Brown

Fig. 2.



Inventor,

Thos J Coulston

United States Patent Office.

THOMAS J. COULSTON, OF SPRINGVILLE, ASSIGNOR TO E. S. SHANTZ AND JOSEPH JOHNSON, OF ROYER'S FORD, PENNSYLVANIA.

Letters Patent No. 96,551, dated November 9, 1869.

HINGE FOR A DOOR OR WINDOW-FRAME OF A STOVE.

The Schedule referred to in these Letters Patent and making part of the same.

To all whom it may concern:

Be it known that I, THOMAS J. COULSTON, of Springville, in the county of Chester, in the State of Pennsylvania, have invented a new and useful Hinge for a Door or Window-Frame of a Stove; and I do hereby declare that the following is a full, clear, and exact description of the construction and operation of the same, reference being had to the accompanying drawings, making a part of this specification, in which—

Figure 1 is a perspective view of an open window-frame or door, attached to the plate of a stove by means of the said hinge;

Figure 2, a vertical central section of fig. 1; and

Figure 3, a like section of the same parts, showing the said frame closed and fastened.

Like letters and numbers of reference indicate the same parts when in the different figures.

The nature of my invention consists in the construction of a more simple, cheap, and reliable concealed hinge for the mica-panelled doors and window-frames of stoves, substantially as hereinafter set forth and described.

Referring to the drawings—

A is a mica-panelled door or window-frame of a magazine-stove;

B, one of the open plates of the stove, to which the frame A is attached; and

a' b', the hinge, whereby the two said parts are coupled together.

The frame A consists of two parts, the exterior or ornamented part *a''*, and the interior part *a'''*, which are adjustably secured together, by means of studs and pins 4 4, for the purpose of securing the usual sheet of mica between them.

The plate B is cast with an opening, *b''*, corresponding in its general form and position with, but somewhat less in size than the external or ornamented part *a''* of the frame A.

The lower boundary of the opening *b''* of the plate B is cast with an oblong rectangular recess, *b'*, and two lugs, *b''' b'''*, which, together, form one-half part of the hinge.

The other half of the hinge is cast simultaneously with, and forms part of the exterior or ornamented part *a''* of the frame A, and consists of a downward

projection, *a'*, having an angular recess, 5, (see fig. 1,) in each side, which allows it to fit readily in the recess *b'* below the lugs *b''' b'''*, while the two lugs C C, which are left by the notches or recesses 5 5, project behind the plate B, and thus serve, in combination with the lower part of the exterior frame *a''* and the lower part of the outside of plate B, to support the door or window-frame A in the horizontal or open position shown in figs. 1 and 2, and also allow the said frame A to be readily turned upward thereon, as on a hinge, in closing the frame A against the plate B, and keeping it steadily in that closed position, as represented in fig. 3.

Projecting on the inner side of the upper end of the part *a''* are two notched or under-cut studs, 7 7, which will pass through the two respective recesses 8 8, in the upper part of the plate B, if the frame A be slipped upward a short distance, in closing it against the said plate B, and will then catch behind the respective side edges 9 9 of the latter, on slipping the said frame A downward to its original position, thus fastening the said frame A in place over the opening *b''* in the plate B, and at the same time covering the open recess *b'*, or concealing the hinge.

It will therefore be seen that this hinge affords ready facility in opening and closing the frame A, for the introduction of fuel, and for cleaning and keeping clear the mica; that, when closed, the hinge is concealed, or covered, so as to be invisible; and that the two parts *a' b'*, being cast in their respective plates, A B, and not requiring anything more than the simply adjusting them together to complete the hinge, it can be made and applied almost without any special cost, and will also serve the purpose intended, in the most perfect and reliable manner.

Having thus fully described my invention,

What I claim as new, and desire to secure by Letters Patent, is—

A hinge, *a' b'*, constructed, applied, and operating substantially in the manner and for the purpose described.

THOS. J. COULSTON.

Witnesses:

JESSE FINKBINER,
WM. BROWER.