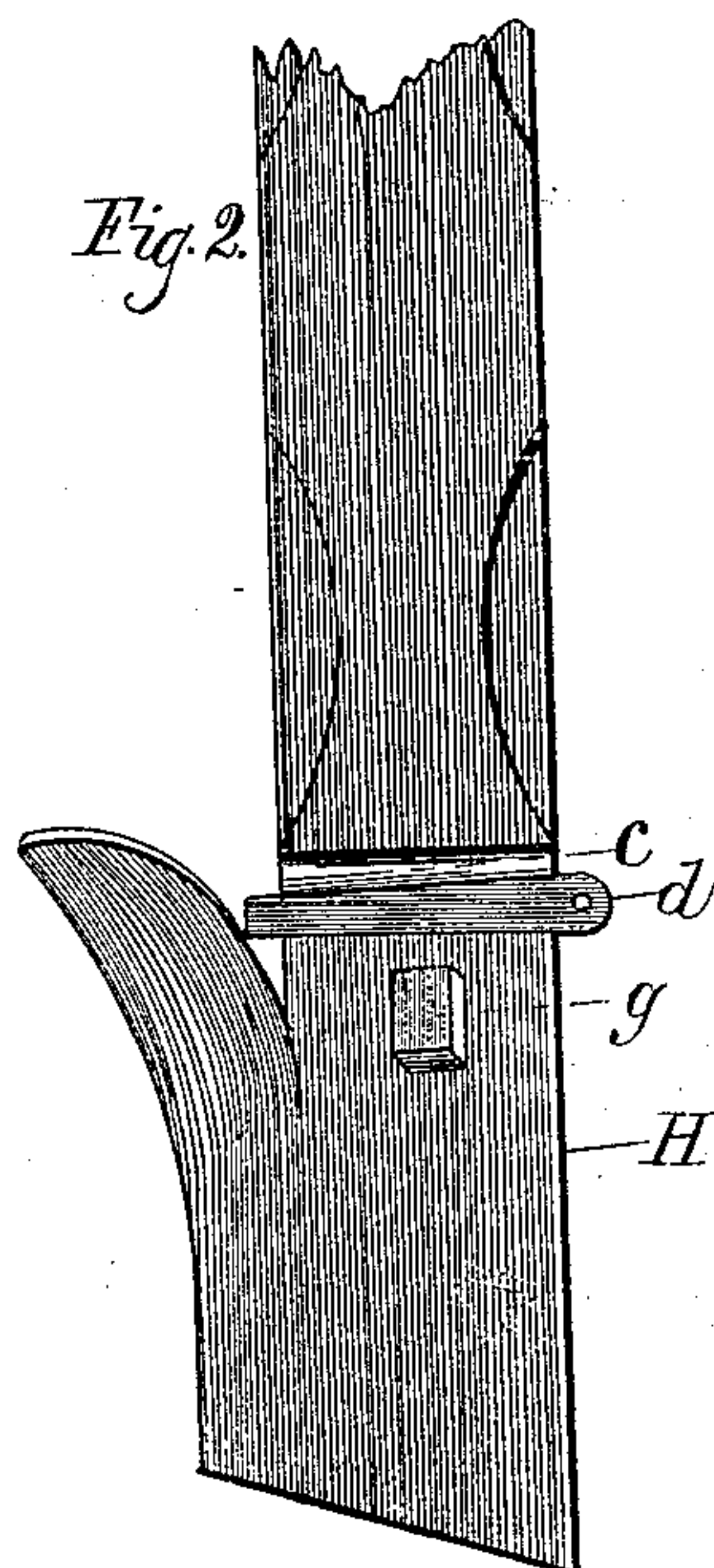
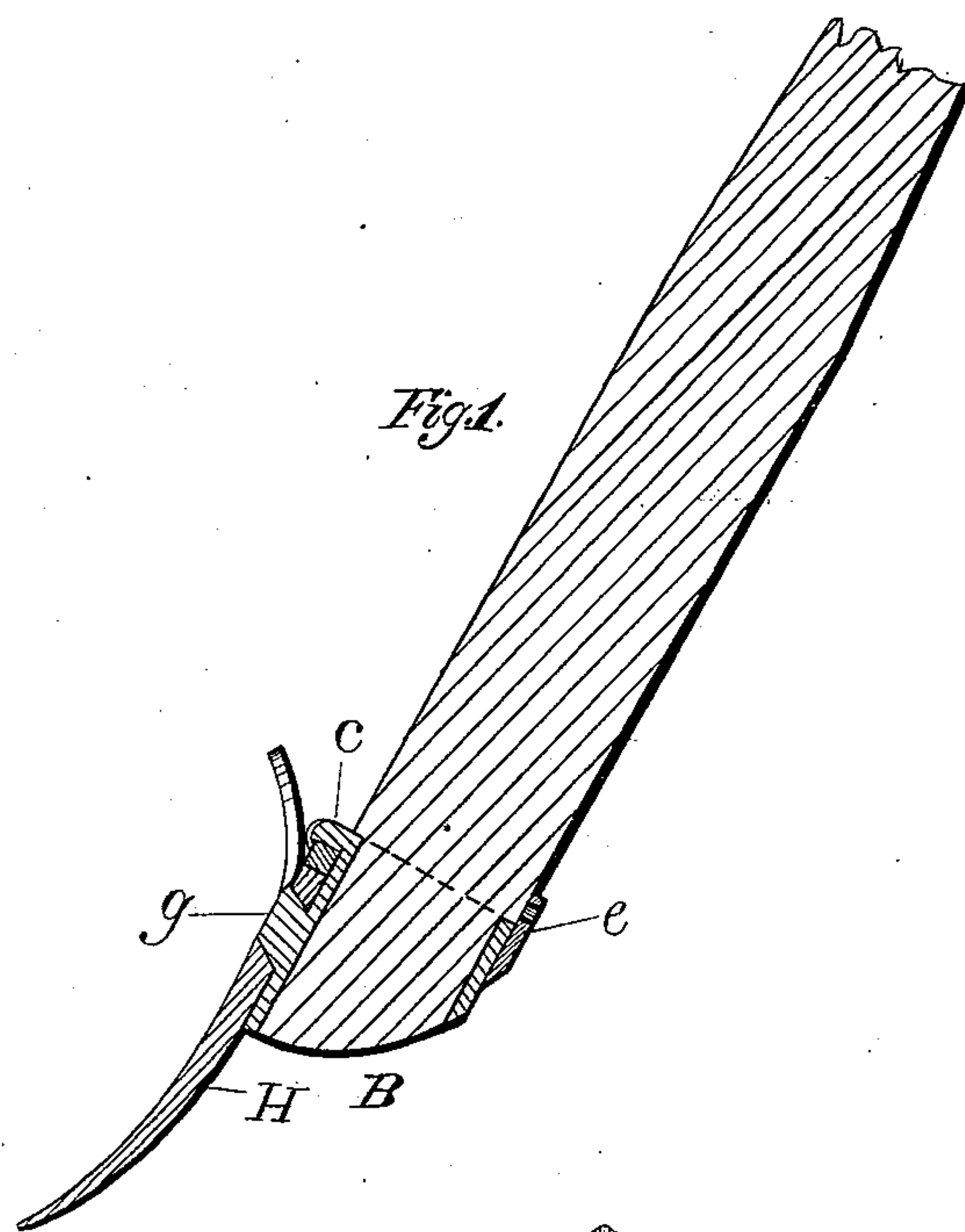


W. G. BECKWITH.
Plow Fastening.

2 Sheets—Sheet 1.

No. 96,383.

Patented Nov. 2, 1869.



Witnesses.

James V. White
C. H. Mason

Inventor.

W. G. Beckwith
Per.
J. H. Alexander
Atty

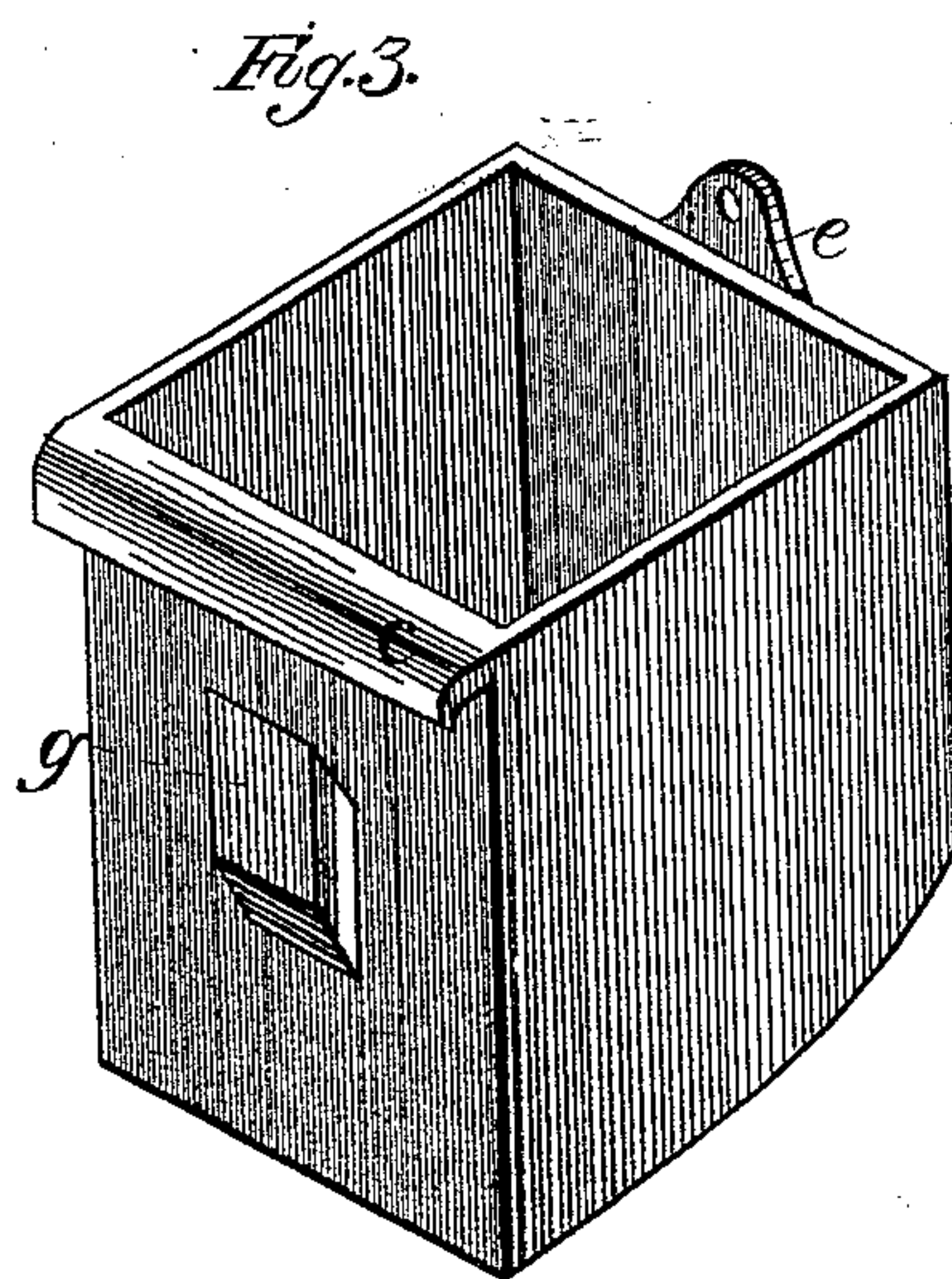
W. G. BECKWITH.

Plow Fastening.

2 Sheets—Sheet 2.

No. 96,383.

Patented Nov. 2, 1869.



Witnesses.
John A. Ellis
Henry A. Miller

Inventor.
W. G. Beckwith
J. W. Alexander
Atty

UNITED STATES PATENT OFFICE.

W. G. BECKWITH, OF LOWNDESBOROUGH, ALABAMA.

IMPROVEMENT IN FASTENING PLOWSHARES TO PLOW-STOCKS.

Specification forming part of Letters Patent No. 96,383, dated November 2, 1869.

To all whom it may concern:

Be it known that I, W. G. BECKWITH, of Lowndesborough, in the county of Lowndes and State of Alabama, have invented certain new and useful Improvements in Fastening Plowshares to Plow-Stocks; and I do hereby declare that the following is a full, clear, and exact description thereof, reference being had to the accompanying drawings, and to the letters of reference marked thereon, which form a part of this specification, in which—

Figure 1 represents a side view of my plowshare when attached to the stock. Fig. 2 is a front view of the same.

The nature of my invention consists in the peculiar mode of attaching a plowshare to the stock of a plow, as herein described.

A represents the stock or standard of a plow.

B designates a rectangular socket, cast with the lateral projection C at its upper end and front side. The under side of socket B is furnished with a flange, *e*, through which a hole is made to receive the screw which holds the socket B to the plow-stock.

g represents a rectangular knob on the front side of socket B, the said knob being cast solid with the socket.

H represents the plowshare, with a rectangular opening through it near its upper end. Into said opening the knob *g* will fit tightly, and assist to hold the plowshare in position.

On the lower edge of projection C a beveled groove is made for receiving the wedge *d*. One side of said wedge will rest in the above-described groove, and the opposite side will press against the top of share H, and thus hold said share in an immovable position.

Having thus described my invention, what I claim as new, and desire to secure by Letters Patent, is—

1. The rectangular socket B, when constructed as and for the purpose set forth.

2. The socket B, when furnished with projection C, knob *g*, and wedge *d*, in combination with plowshare H, the whole being constructed in the manner described.

In testimony that I claim the foregoing as my own I affix my signature in presence of two witnesses.

W. G. BECKWITH.

Witnesses:

S. R. LAMKIN,

JOHN K. BARTON, Jr.