

C. DE BODISCO & P. D. DE RIVERA.
ARTIFICIAL SLIDING HILL.

No. 95,095.

Patented Sept. 21, 1869.

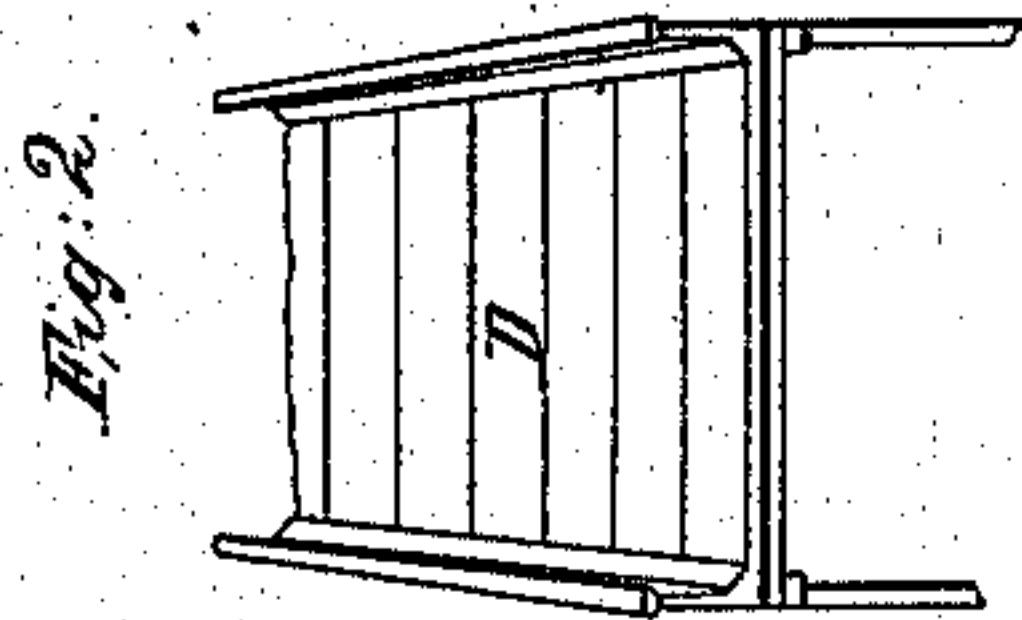
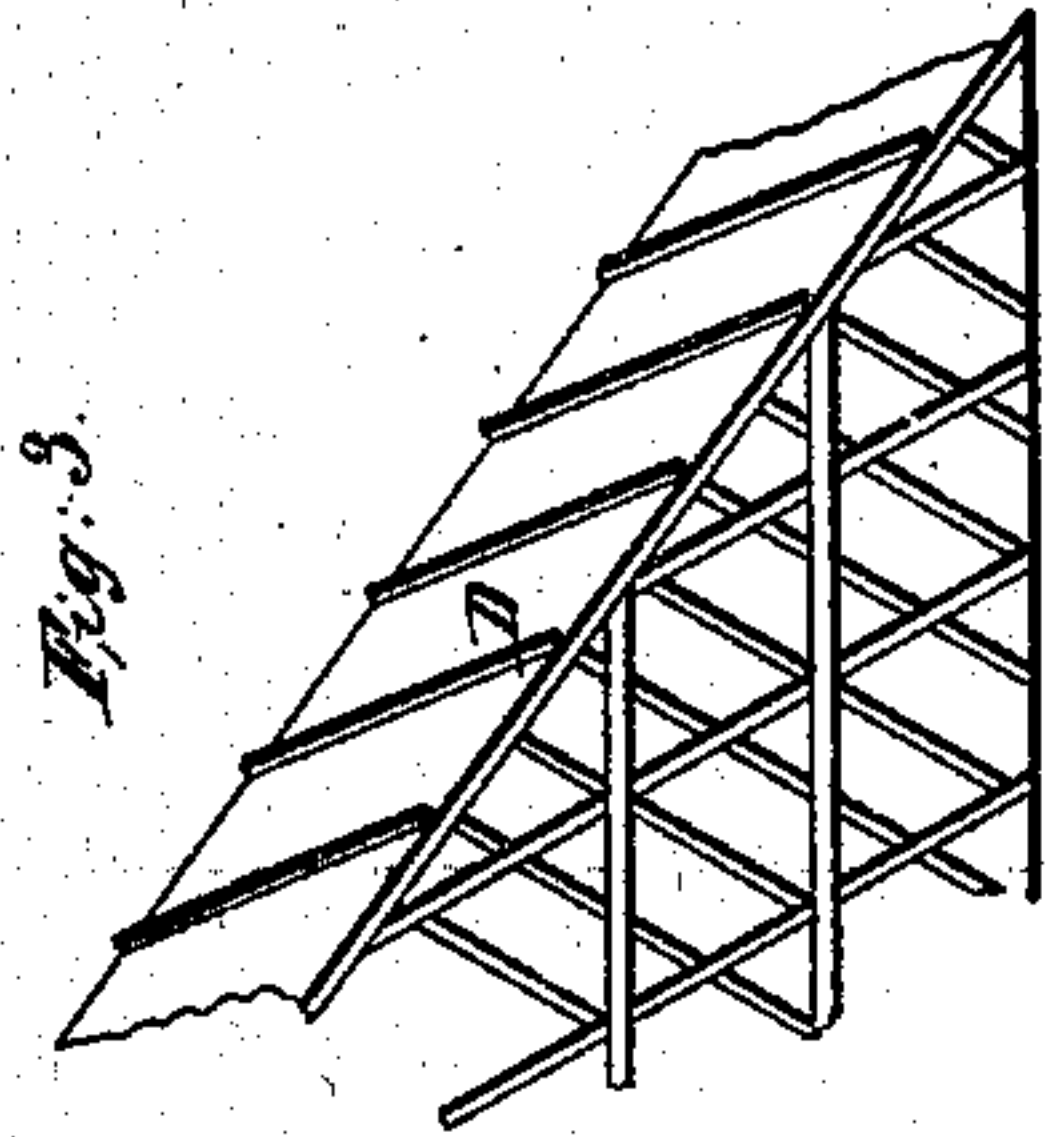



Fig. 1.



Witnesses:

Charles Ewing,
Jno. Fred. May

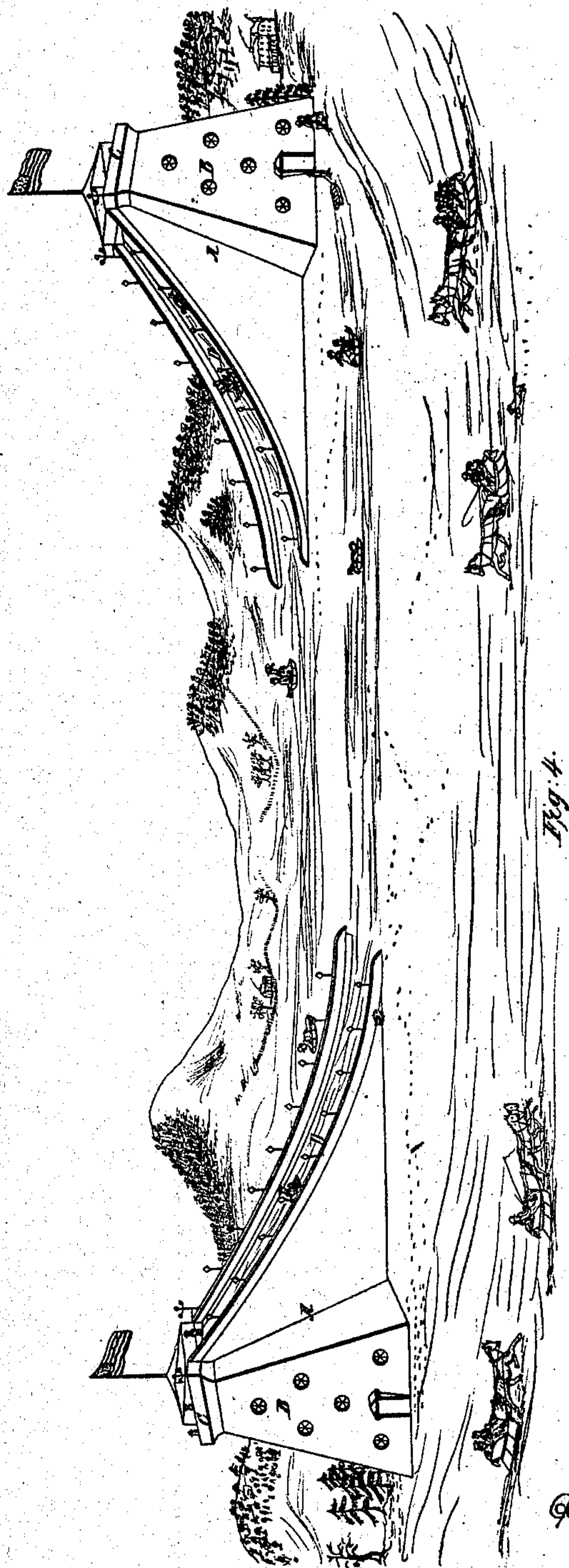
Inventors:

Constantino de Bodisco,
Pedro Diaz de Rivera
Per McMillan, Grant & Co.
their Attorneys.

C. DE BODISCO & P. D. DE RIVERA.
ARTIFICIAL SLIDING HILL.

No. 95,095.

Patented Sept. 21, 1869.



Witnesses:
Charles C. Cunningham
Jas. H. H. H. H.

Inventors:
Constantine de Bodisco
Pedro Diaz de Rivera
Per McMillan & Co
Their Attorneys

United States Patent Office.

CONSTANTINE DE BODISCO, OF ST. PETERSBURG, RUSSIA, AND
PEDRO DIEZ DE RIVERA, OF MADRID, SPAIN.

Letters Patent No. 95,095, dated September 21, 1869.

ARTIFICIAL SLIDING-HILL.

The Schedule referred to in these Letters Patent and making part of the same.

To all whom it may concern:

Be it known that we, CONSTANTINE DE BODISCO, of St. Petersburg, Russia, and PEDRO DIEZ DE RIVERA, of Madrid, Spain, have invented a new and improved Mode of Constructing Artificial Sliding-Hills, through which the public will be afforded a delightful and desirable winter amusement; and we do hereby declare that the following is a full and exact description thereof, reference being had to the accompanying drawings, in which—

Figure 1, Sheet No. 1, represents a sectional elevation of our sliding-hill;

Figures 2 and 3, detached views of part of the hill; and

Figure 4, Sheet No. 2, a view representing two of the sliding-hills as arranged for use.

The nature of our invention consists in constructing a tower of wood, or other material, of any desired height, and provided at its top with a platform, which may be roofed and walled in if desired.

From one side of this platform we build an inclined plane, extending to the ground, as shown in the drawings, and provided with side-walls extending about three feet above its surface. This plane is paved with ice and snow, and watered, so as to form a solid and slippery surface all the way from the platform to the ground.

The tower is provided, in its inside, with an elevator for carrying persons from the ground to the platform on top, and also with a stairway winding from the ground up around the elevator to the platform, for similar purposes.

It is also provided with an endless belt, running over rollers, and to which are affixed hooks, upon which the sliders hang their sleds, and by means of which the sleds are carried up to the platform on top.

The structure is arranged, in any desired position, upon a tract of land where a level road may be continued from the lower end of the inclined plane for the distance of, say, half a mile, where another structure, similar to the first, is erected, with its inclined plane facing the other, but not on a line with it, so that the ways extending from the ends of the inclined planes of each structure will lead to the door of the other, as shown in the drawings.

The sliders ascend one of these towers by means of its elevator, or winding stairway, and on arriving at the platform on top, they mount their sleds and slide down the inclined planes with a velocity which carries them along the level way extending from the end of

the same up to the door of the other tower, which they ascend in the same manner, and from which they slide back to the door of the tower from which they started, as shown in fig. 4.

In the accompanying drawings—

A represents the structure or sliding-hill, composed, in the present instance, chiefly of wood, and consisting of the tower B, having, at its top, the platform C, and at one side, extending from the platform C to the ground, the inclined plane D, the latter being curved near its upper and lower ends, as shown in the drawings.

E is the "cage" or basket of the elevator, which slides between the guides *a a*, and is raised and lowered by any suitable hoisting-mechanism.

F represents the endless belt, which revolves around the rollers *d d*, and is provided with the hooks *e*, upon which the sleds are hung, and by means of which they are carried from the ground up to the platform C.

G is the stairway running up from the ground around the elevator to the platform C.

It will be apparent that by taking advantage of inequalities in the face of the country, the course to be travelled by the sleds may be prolonged, and that where but one structure is used, the way leading from the base of the inclined plane may be curved so as to lead back to the door of the structure.

What we claim as our invention, and desire to secure by Letters Patent, is—

1. The structure A, consisting of a tower, B, an inclined plane at the side of the latter, a platform at the top, and a staircase leading from the ground to the said platform, the whole being constructed and arranged substantially as and for the purposes described.

2. The combination, with the structure above described, of an elevating-apparatus, for the purposes set forth, together with the endless belt or strap F, having the hooks *e*, arranged and operating in the tower B, as specified.

In testimony that we claim the foregoing mode of constructing sliding-hills as our invention, we have hereunto set our hands and seals, this 4th day of December, 1868.

CONSTANTINE DE BODISCO. [L. s.]
PEDRO DIEZ DE RIVERA. [L. s.]

Witnesses:

CHARLES EWING,
JNO. FREDK. MAY