

C. E. Clum,

Scrubber.

No. 94,946.

Patented Sept. 21, 1869.

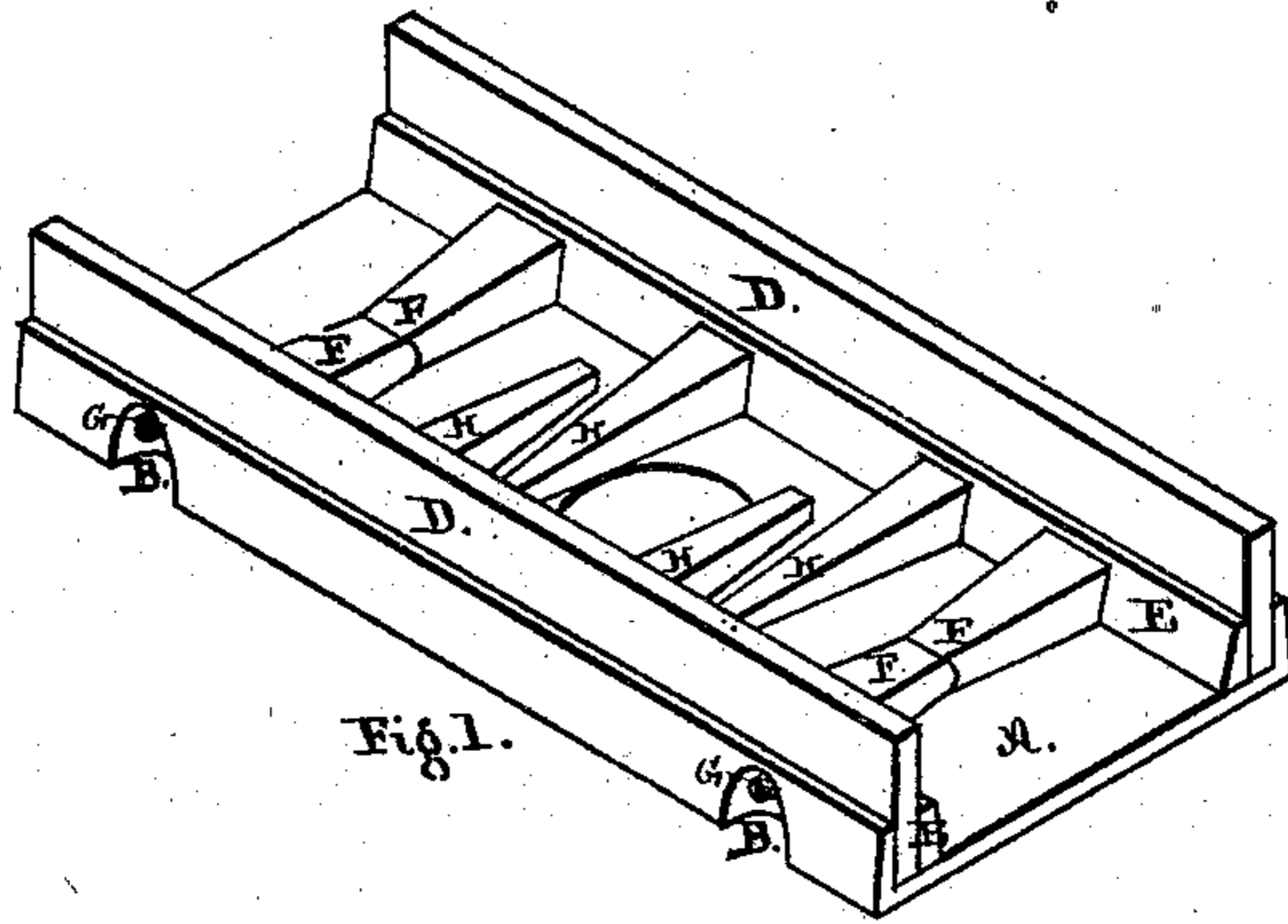


Fig. 1.

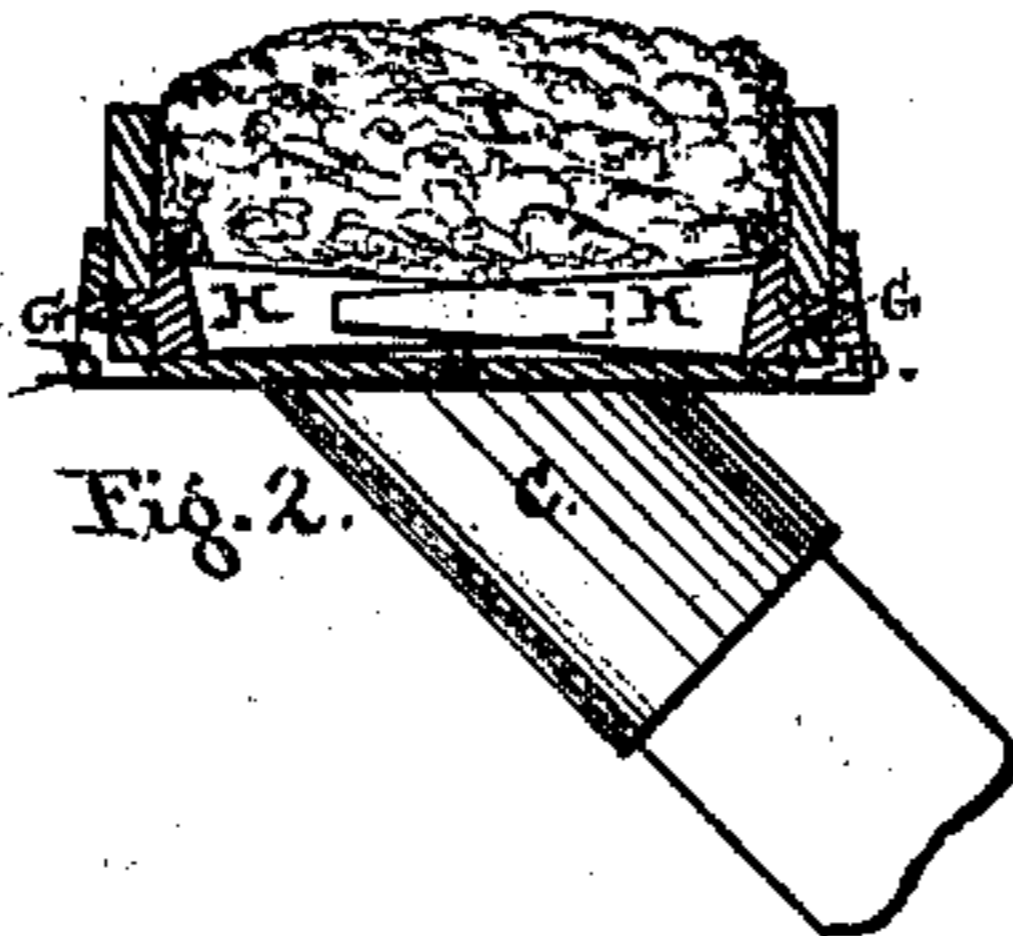


Fig. 2.

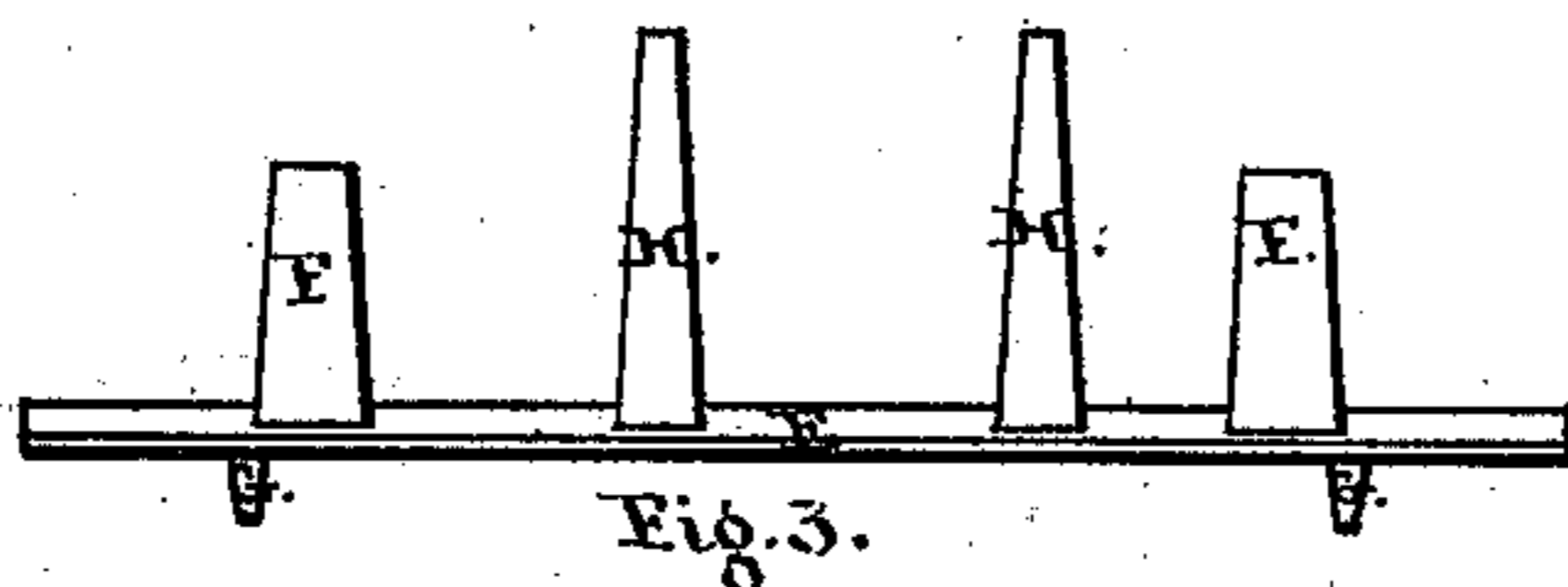


Fig. 3.

Wm. H. Low

Witnesses.

Charles E. Clum

United States Patent Office.

CHARLES E. CLUM, OF TROY, NEW YORK, ASSIGNOR TO HIMSELF
AND MOSES C. HASKELL, OF SAME PLACE.

Letters Patent No. 94,946, dated September 21, 1869.

IMPROVED SCRUBBER.

The Schedule referred to in these Letters Patent and making part of the same.

To all whom it may concern:

Be it known that I, CHARLES E. CLUM, of Troy, in the county of Rensselaer, and State of New York, have invented a new and useful Improvement in Scrubbers for Cleaning Floors, Decks, Joiner-Work, &c.; and I hereby declare the following to be a full and exact description of the same, reference being had to the accompanying drawings, making a part of this specification, in which—

Figure 1 is a perspective view;

Figure 2, a transverse section; and

Figure 3, a detached view of one of the clamps.

The nature of my invention relates to the method of clamping scrubbing-strips of India rubber, or other suitable material, in a head prepared for the purpose; and in providing the clamping-device with suitable fastenings for holding sponge, for retaining and feeding water to the scrubber when used upon work placed in a vertical position.

The following description will enable others skilled in the art to make and use my invention.

A is a metallic head, made with flanges on its opposite sides, through which are the opening B B.

A socket, C, is placed on the top side of the head, for receiving a wooden handle.

D D are scrubbing-strips of vulcanized rubber, extending beyond the flanges, as shown.

E E are the clamps, constructed with arms, F F F F, forming a "toggle-joint," which, when forced down into line, firmly hold the scrubbing-strips between the clamps and the flanges of the head.

Still further security is given to holding of the scrubbing-strips, by means of the pins G G on the clamps

passing through them and into the openings B B in the head.

The spurs H H H H, on the clamps E E, are for securing sponges, I, on the same side with and between the scrubbing-strips, thereby avoiding the necessity for changing the sides of the head when the sponge is required for use, as is the case where the sponge is placed on the reverse side.

The scrubber is used in the same manner as the common scrubbing-brush.

Among the advantages I claim for my invention are the following:

The scrubbing-strips, being secured without the use of screws or bolts, (which are liable to become useless from rusting,) may readily be removed or renewed by simply keying up the clamps; the manner of securing the sponge so as to avoid changing the sides of the head; its efficiency, simplicity, and cheapness.

What I claim as my invention, and desire to secure by Letters Patent, is—

1. The manner of securing the scrubbing-strips by means of the clamps E E, as herein shown and described.

2. In combination with the toggle-jointed clamps, the pins G G, and openings B B, as and for the purpose specified.

3. Holding the sponge I on the same side with and between the scrubbing-strips, and the manner of securing the same, as herein set forth.

CHARLES E. CLUM.

Witnesses:

JAMES ORCHARD,
WM. H. LOW.