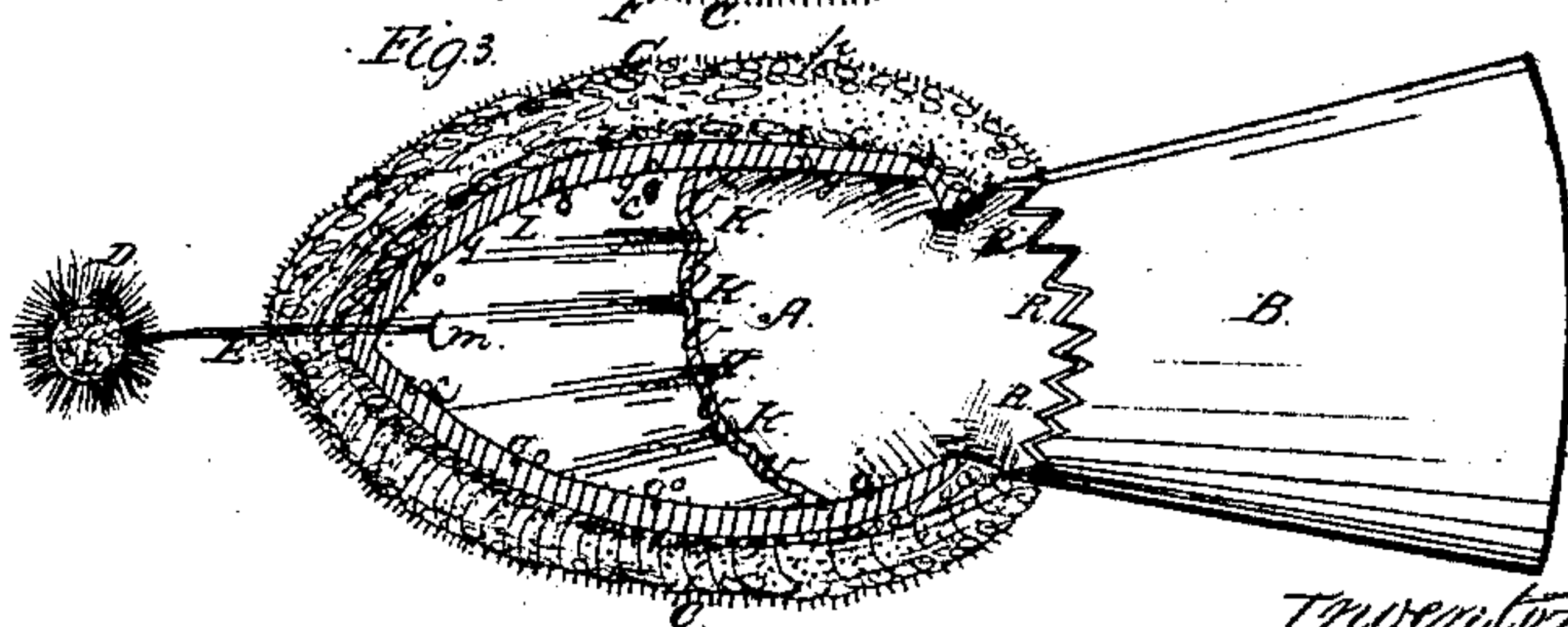
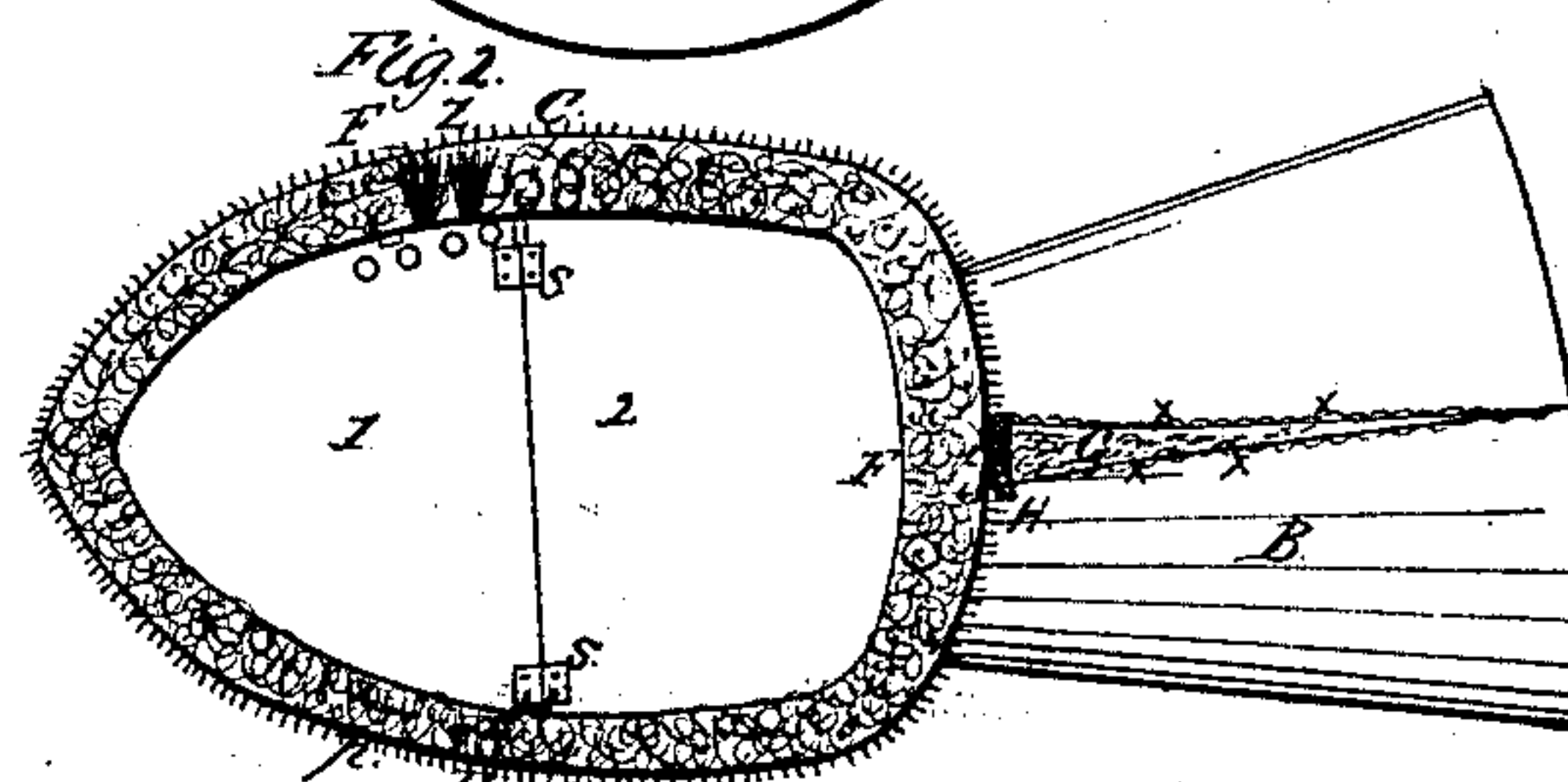
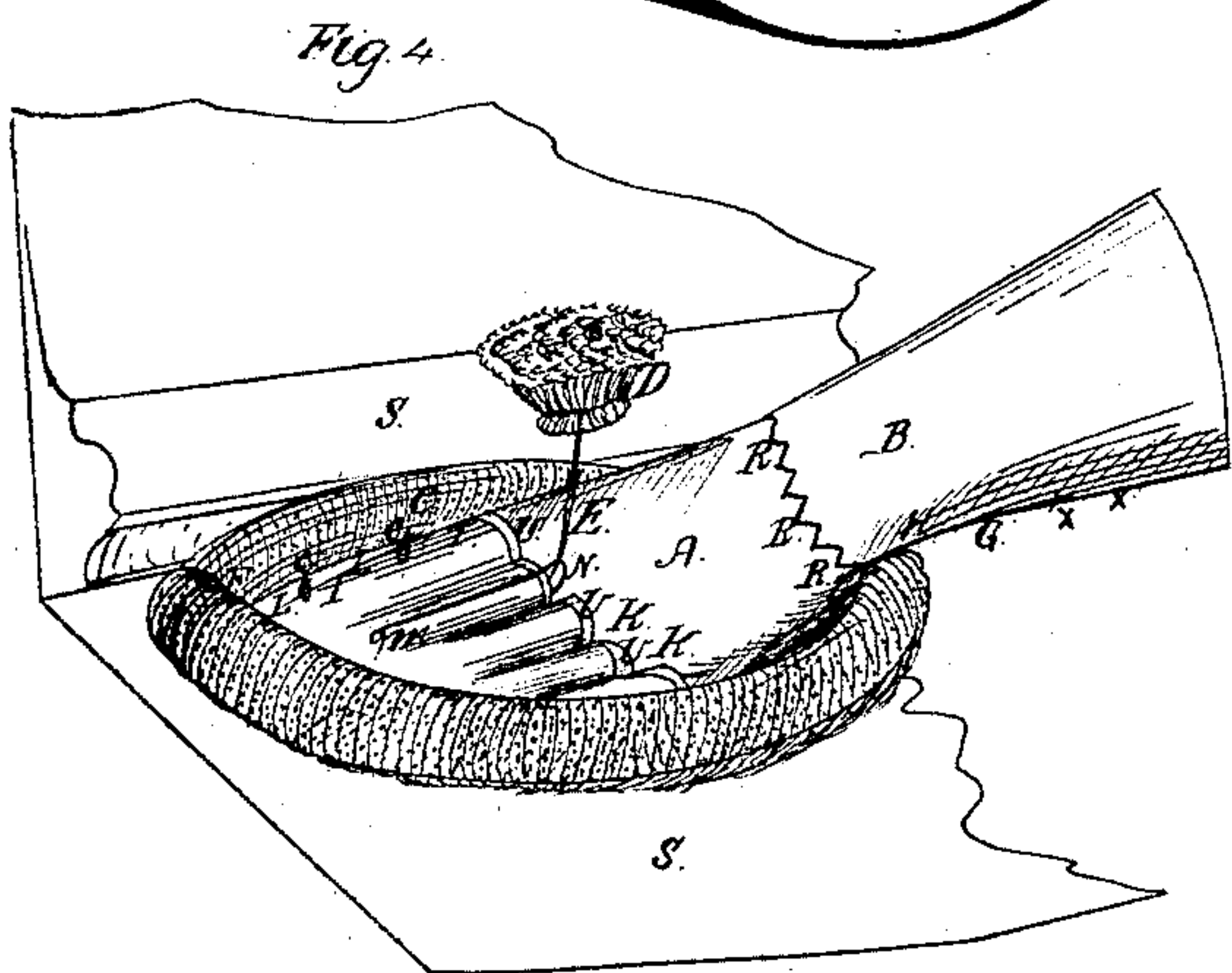
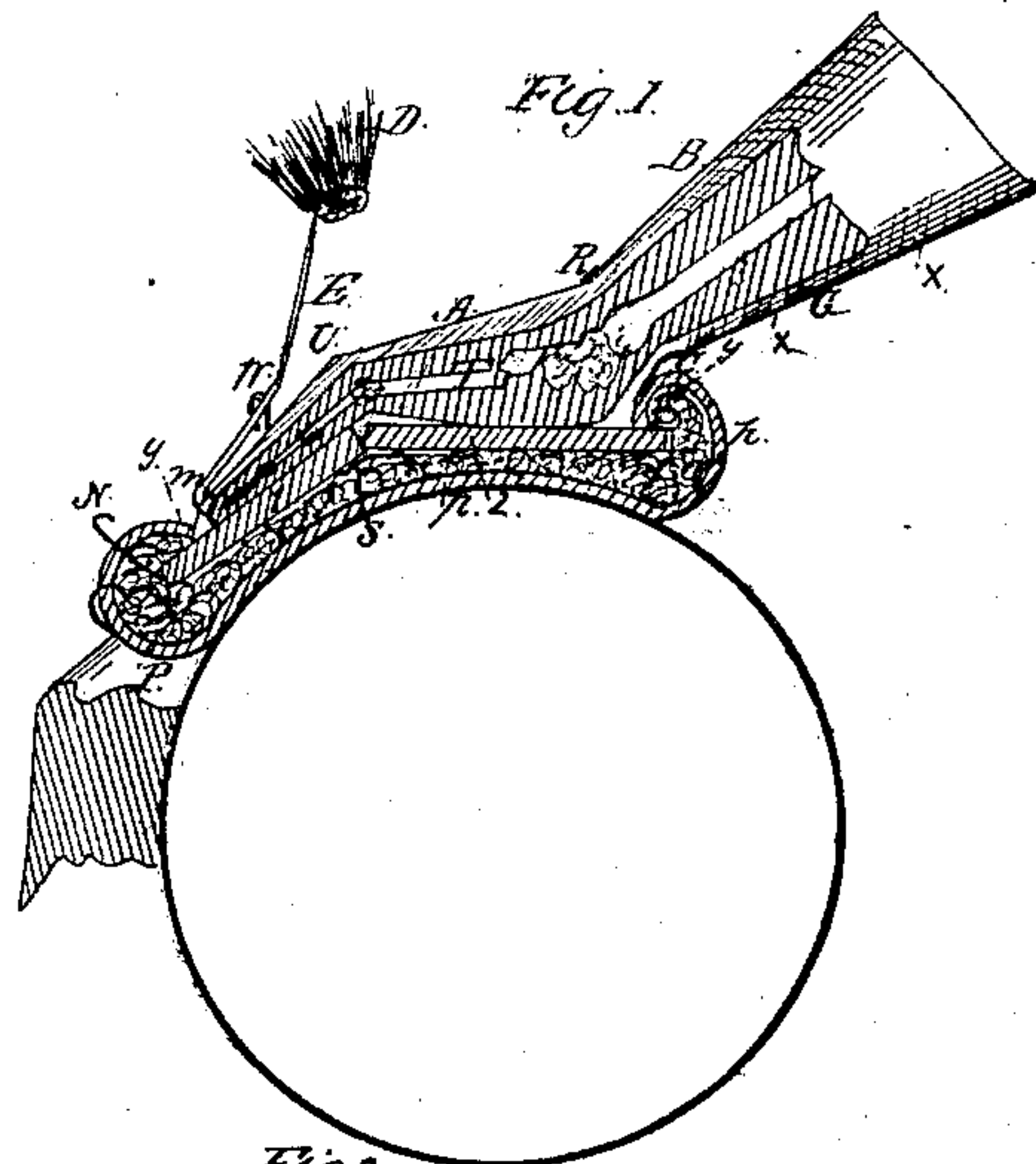
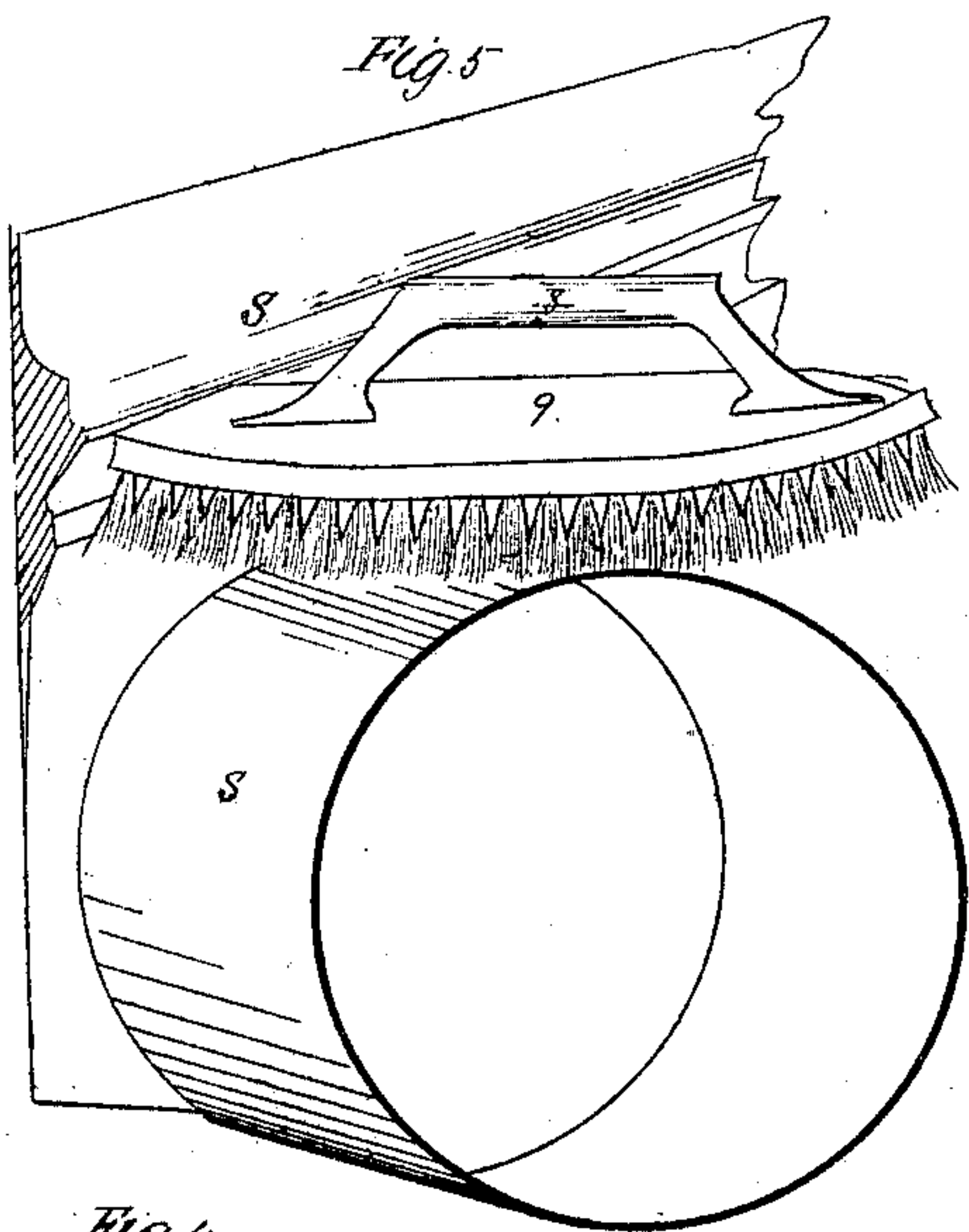


# *L. C. Crowell.*

## *Store Brush.*

*Nº 94,477.*

*Patented Sep. 7, 1869.*



*Witnesses:*  
*M. D. Cornell*  
*H. Smith Howard*

*Inventor*  
*Luther C. Crowell.*



# United States Patent Office.

LUTHER C. CROWELL, OF WEST DENNIS, MASSACHUSETTS.

Letters Patent No. 94,477, dated September 7, 1869; antedated August 25, 1869.

## IMPROVED STOVE-POLISHING BRUSH.

The Schedule referred to in these Letters Patent and making part of the same.

To all whom it may concern:

Be it known that I, LUTHER C. CROWELL, of West Dennis, in the county of Barnstable, and State of Massachusetts, have invented a new and improved Stove-Polishing Brush; and I do hereby declare that the following is a full, clear, and exact description thereof, reference being had to the accompanying drawings, forming a part of this specification, in which

Figure 1 represents a sectional view of my invention.

Figure 2 represents a plan sectional view of the same.

Figure 3 represents a top view of my invention.

Figure 4 represents a perspective view of the same.

Figure 5 represents a perspective view of the stove-polishing brush now in general use.

This invention consists in constructing a brush of one or more body-pieces of suitable material, and covering the same on one side and the edges with suitable polishing-material, and permanently attaching to the same a covering for the hand and a sleeve for the arm of the operator, to protect the same from becoming soiled with the polishing-dust, and also from coming in contact with the stove or article being polished, and the attachment of a pad or smaller brush for applying the polishing-paste.

To enable others skilled in the art to make and use my invention, I will proceed to describe its construction and operation, with reference to the drawings.

Fig. 2. 1 and 2 represent the body-pieces, of wood or other suitable material.

S S, hinges connecting 1 and 2 together.

1 and 2 may be filled with bristles, as shown by Z, or be covered on the edges and one side with padding, F F, over which is fastened a piece of thick, nappy woollen cloth, P P, by hooks, o o o, secured to the body 1 2.

To the uncovered side of 1 2 is attached, at points y y y, a piece of enamelled cloth, A, sufficient space being left between 1 2 to admit the hand.

To this covering A, at R R, are attached the sleeve

B, composed of stiff material, and strip of cloth, G, and elastic band H, so that the hand may pass into A, and the sleeve B fit well to the wrist.

x x x, the line of attachment of G with the stiff material of which B is mostly composed.

To hold the brush firmly to the hand, an elastic band, v v, is extended across A, and attached to the body 1 2 at two or more points, as shown by K K.

For applying the polishing-paste, a smaller brush or pad, D, attached to handle E, is connected with 1 2 at m by a joint, so that the same may be thrown forward or backward as desired.

Should the original polishing-surface become worn and unfit for use, (whether the same be bristles or the cloth and padding described,) another piece of woollen cloth can be quickly and easily applied by attaching the same to the hooks o o o; or, securing an elastic band to the edge of said cloth, shown by L L, and drawing said cloth over 1 2, the same result will be obtained.

To use my invention, the hand should be inserted into the sleeve B, and under A. (T, fig. 1, represents the hand and arm, and the relative position of the same with the other parts.)

The brush D is thrown forward and secured under hook N, fig. 3, and the polishing-paste applied with the same; it is then thrown back, secured by hook N, fig. 1, and the polishing-surface applied as is customary.

Having thus fully described my invention,

What I claim as new, and desire to secure by Letters Patent, is—

As an article of manufacture, a stove-polishing brush, composed of one or more body-pieces 1 2, in combination with polishing-surface P P or its equivalent, covering A, and sleeve B, substantially as described for the purposes specified.

LUTHER C. CROWELL.

Witnesses:

ROBERT W. HOWARD,  
M. D. CROWELL.