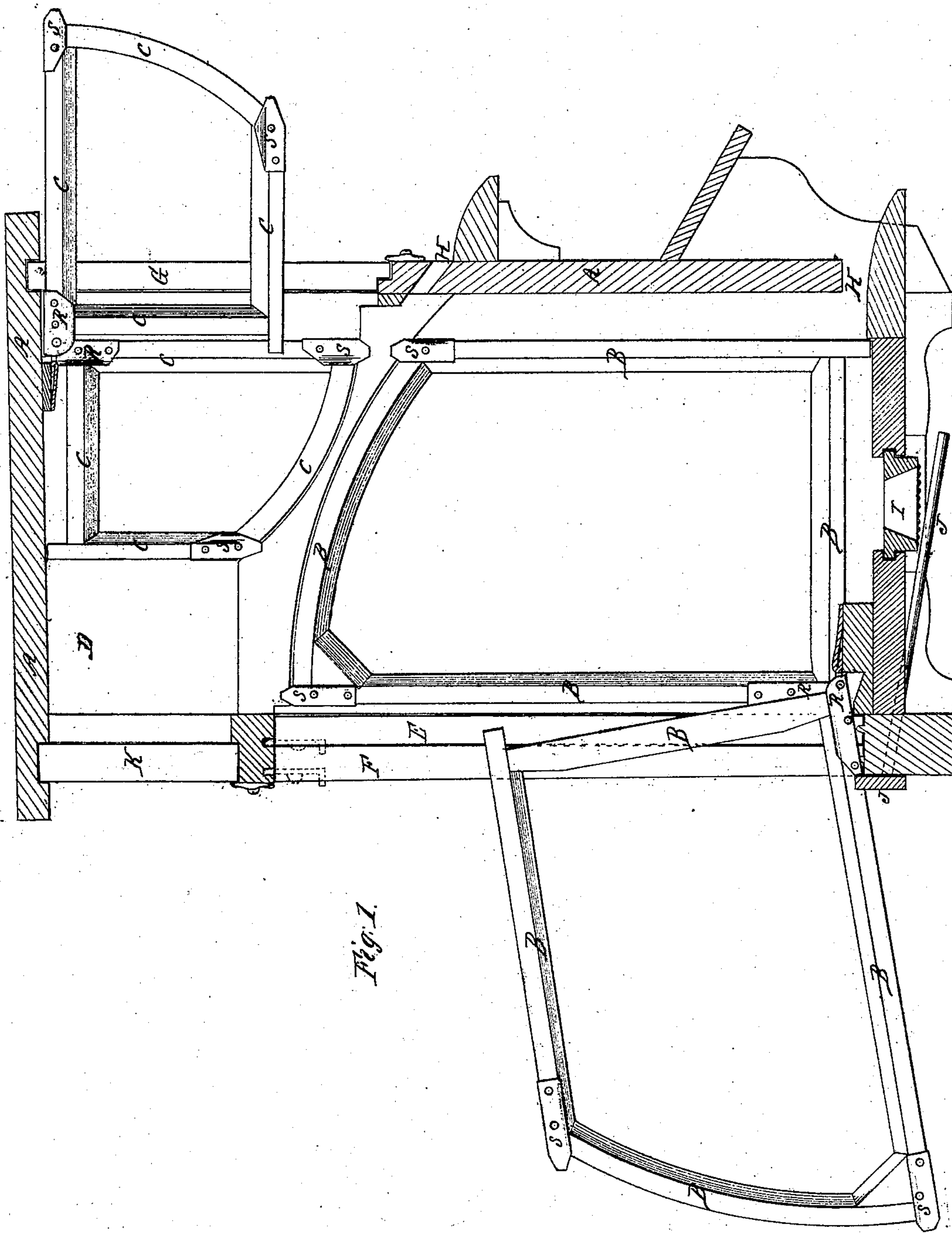


T. Atkinson,
Comb Frame.

3. Sheets, Sheet. 1.

No. 93395.

Patented Aug. 10. 1869.



Witnesses
John C. Finley

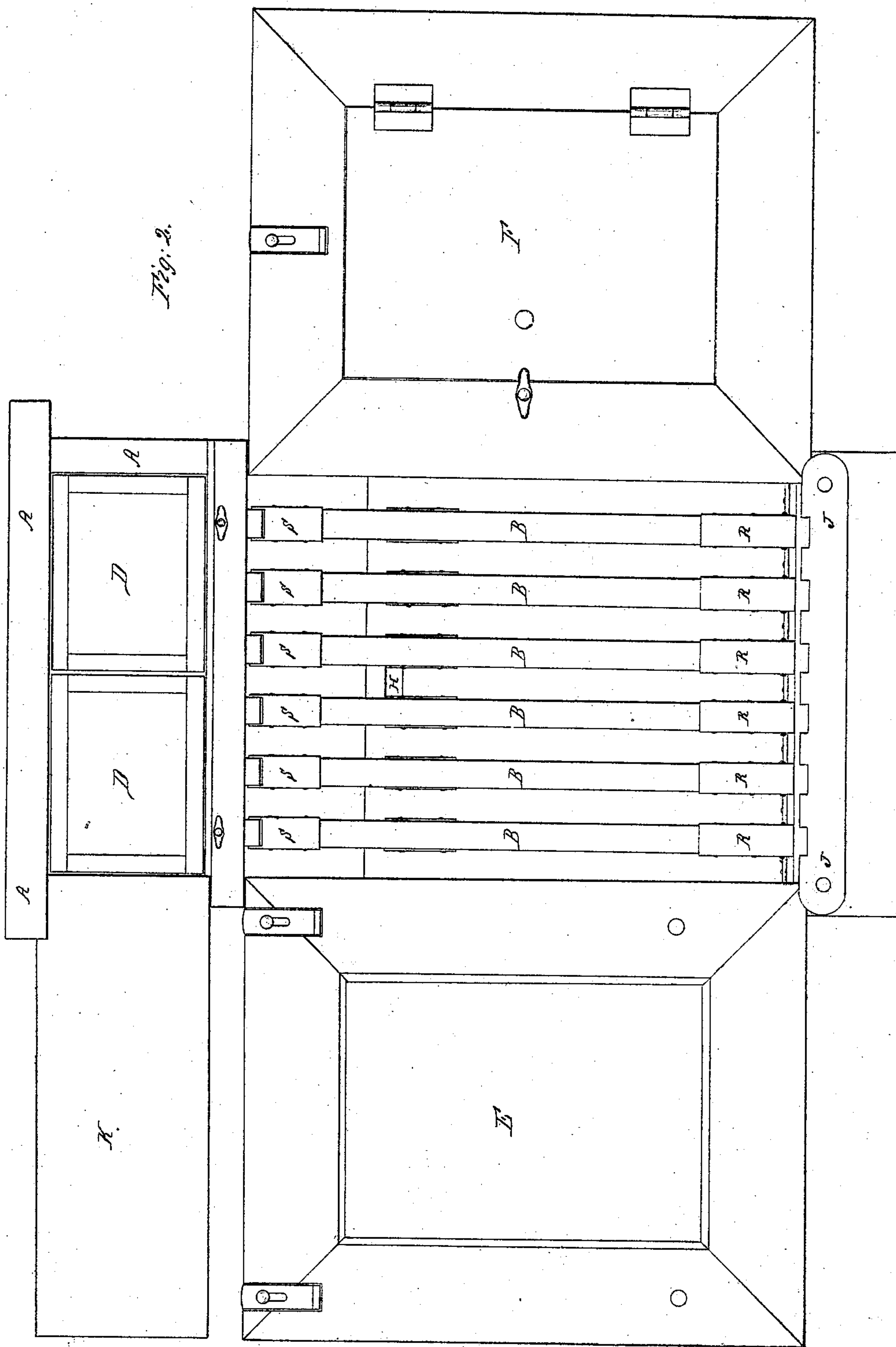
Inventor
Thomas Atkinson

3 Sheets. Sheet 2.

T. Atkinson,
Comb Frame.

No. 93395.

Patented Aug 10. 1869.



T. Atkinson,

Comb Frame.

No. 93,395.

3 Sheets, Sheet 3.

Patented Aug 10. 1869.

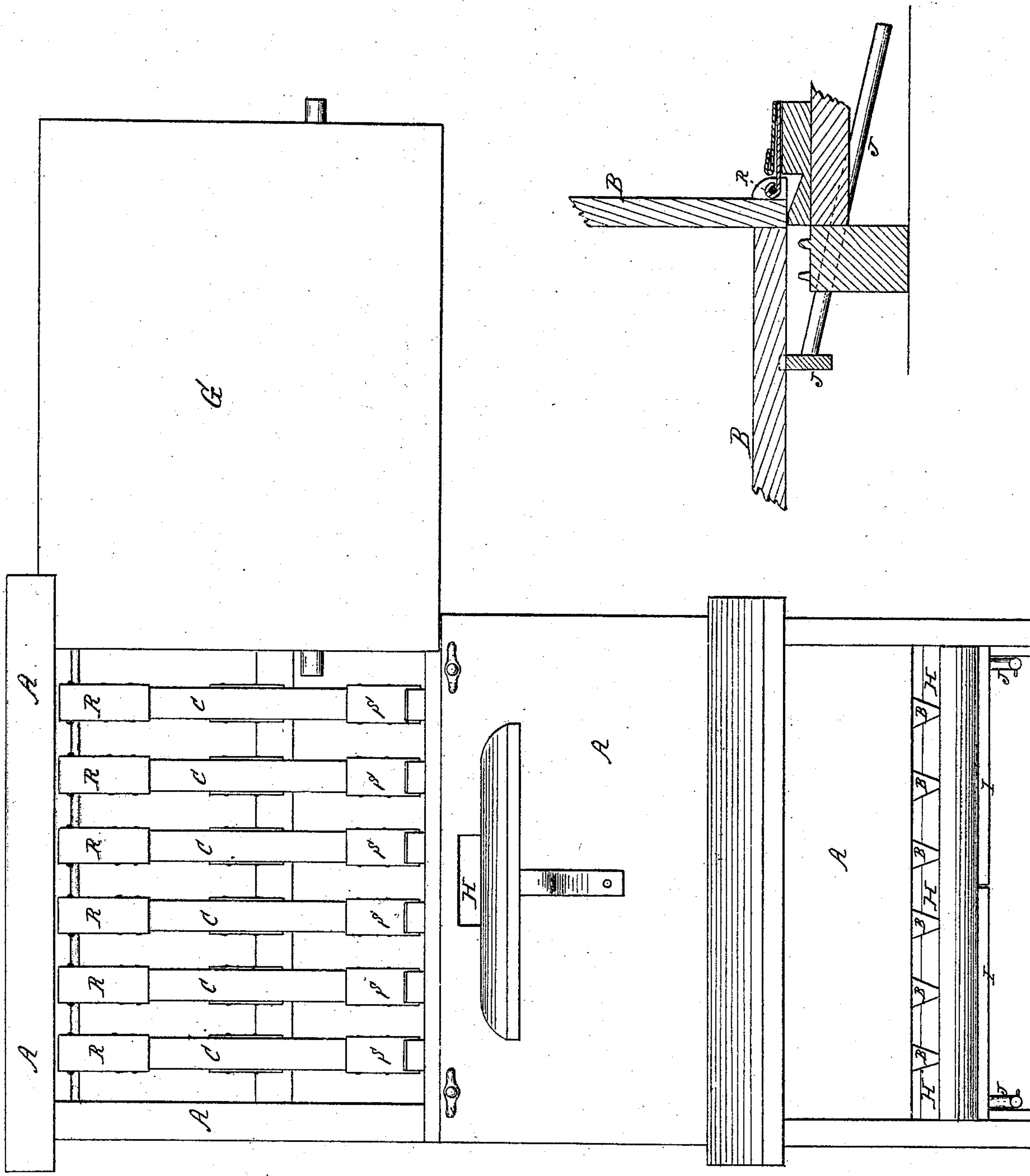


Fig. 3.

United States Patent Office.

THOMAS ATKINSON, OF MEMPHIS, TENNESSEE.

Letters Patent No. 93,395, dated August 10, 1869.

IMPROVEMENT IN BEE-HIVES.

The Schedule referred to in these Letters Patent and making part of the same.

Be it known that I, THOMAS ATKINSON, of Memphis, county of Shelby, and State of Tennessee, have invented a new and useful Improvement in Bee-Hives; and I do hereby declare that the following is a full, clear, and exact description of the same, with its construction and operation, reference being had to the annexed drawings, making part of this specification, in which—

Figure I is a sectional view, showing the removable comb-frames in position, and one in each section opened.

Figure II is a sectional front elevation.

Figure III is a back elevation.

A A, hive.

B B, removable comb-frames of the main section of the hive.

C C, removable comb-frames, upper section.

D D, honey-boxes.

E, inside door.

F, outside door.

G, rear door to upper section of the hive.

H H, entrances for the bees.

K, door to honey-boxes.

I, ventilator.

J, slide to support comb-frames B B when opened.

S S, clasps to removable comb-frames.

R R, hinges for removable comb-frames B B and C C.

I construct my hive in a square or oblong shape, and divide it into two sections.

In the main section of my hive I have removable comb-frames B B, hinged upon hinges R R, in such a manner as to be removed or retained in position, at the pleasure of the apiarian operating the hive.

My combs are made with a circular top, in such a manner as to allow them to be removed from the side of the hive, as shown in fig. 1, while the clasps S S serve as guides, to hold the frames in position.

The top section of my hive is provided with removable comb-frames C C, and honey-boxes D D.

The frames C C are operated the same as the frames B B, in the main section of the hive.

The lower section of my hive is supplied with an inside door, E, and an outside door, F, sliding in grooves in such a manner as to be wholly or partially removed at pleasure, thus allowing any of the comb-frames, B B, to be removed without exposing or disturbing the rest of the comb-frames.

The removable comb-frames in the upper section are removed by removing the sliding door G.

The object of my invention is to provide bee-hives with removable comb-frames, B B and C C, made in such a manner as to be easily removed without disturbing the other parts of the hive, while the sliding doors E and F are arranged so as to only expose the combs desired to be removed.

What I claim as my invention, and wish to secure by Letters Patent, is—

1. The removable comb-frames B B and C C, made with hinges R R and clasps S S, when arranged and operated as described, and for the purpose specified.

2. The combination of the sliding doors E and F with the removable comb-frames B B, the whole arranged as described, and for the purpose specified.

THOMAS ATKINSON.

Witnesses:

JOHN E. FINLEY,

JOHN SIMPSON.