

G. V. Metzger,
Card Rack.

No. 92986.

Patented July 27 1869.

Fig. 1.




Fig. 2.


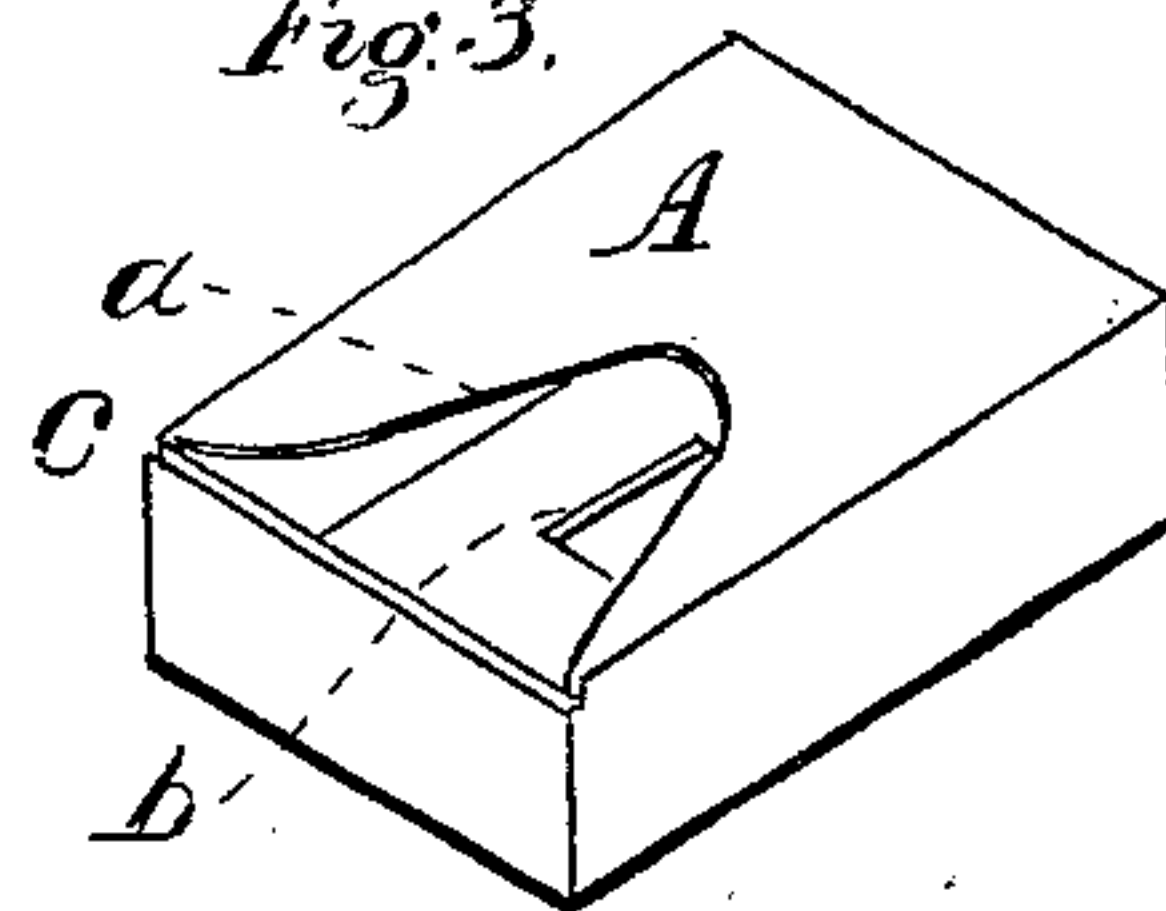


Fig. 3.



Witnesses

John A. Ellis
Attny

Inventor

Geo. V. Metzger
Per
J. B. Alexander
Attny

UNITED STATES PATENT OFFICE.

GEORGE V. METZEL, OF BALTIMORE, MARYLAND.

IMPROVEMENT IN CARD-CASES.

Specification forming part of Letters Patent No. 92,986, dated July 27, 1869.

To whom it may concern;

Be it known that I, GEORGE V. METZEL, of Baltimore, in the county of Baltimore and State of Maryland, have invented certain new and useful Improvements in Card-Cases; and I do hereby declare that the following is a full, clear, and exact description thereof, reference being had to the accompanying drawings, and to the letters of reference marked thereon, which form a part of this specification, and in which—

Figure 1 represents a longitudinal section; Fig. 2, a side elevation of the false bottom and springs; and Fig. 3, a perspective view of the casing.

Similar letters of reference indicate like parts in all the figures.

The object of my invention is to afford a safe and handy method of conveying visiting, business, railroad, and other cards, and providing a means by which only one card may be taken from the case at a time; and to this end it consists in the employment of a metal case provided with a false bottom, to which are secured springs, in combination with other devices, the peculiarity of which will be hereinafter fully set forth.

To enable others skilled in the art to which my invention appertains to make and use the same, I will now describe its construction and operation.

In the accompanying drawings, A represents a metal box or case, formed on its upper side with the finger-hole *a*, and upon its lower side with the square hole *b*, the object of which will be hereinafter described.

One end of the case A is left open, while the other end is closed, with a space, *c*, left between the end of the case and its upper sur-

face, sufficiently large to permit of one card passing out at a time.

B represents a sliding false bottom, bent at right angles at one end, so as to form the cover for the open end of the case, and provided on its lower surface with the catch *d*, fitting into the square hole *b* in the lower side of the case A, thereby retaining the bottom B in position.

On the upper surface of the false bottom B are secured two springs, in the manner seen in Fig. 2 at *f f*. Upon these springs rests the press-plate *g*, upon which the cards are placed.

The operation of my invention is as follows: The cards are placed upon the press-plate *g*, the springs being so secured as to press upward, force the cards against the upper surface of the case, and, there being only sufficient space *c* left in the end of the case A to allow one card to pass, only one can be removed at a time, which is done by inserting the finger in the hole *a*.

My invention is designed more especially for railroad-conductors, ticket-agents, door-keepers, and for other purposes where cards are used.

Having thus described my invention, what I claim as new, and desire to secure by Letters Patent, is—

The false bottom B, furnished with springs *f f*, in combination with press-plate *g* and case A, all combined to operate substantially in the manner and for the purpose described.

In testimony that I claim the foregoing as my own I affix my signature in presence of two witnesses.

GEO. V. METZEL.

Witnesses:

A. L. WORTH,
C. ALEXANDER.