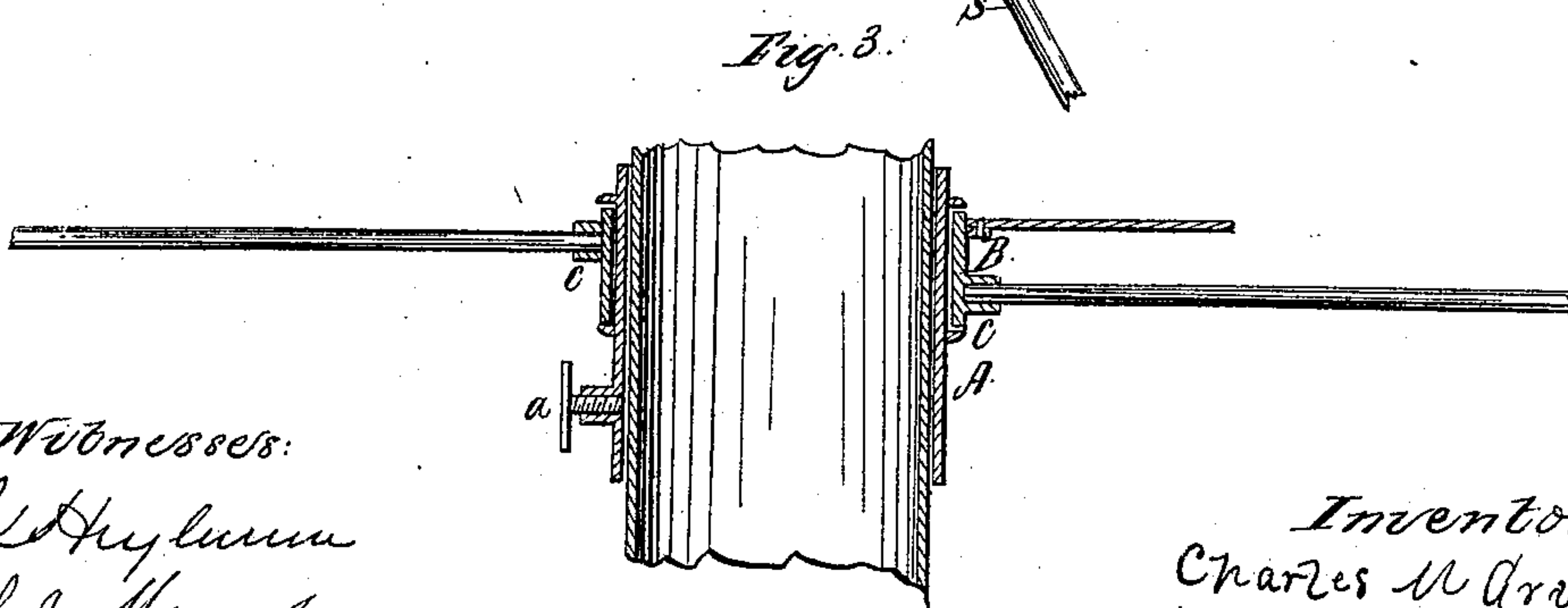
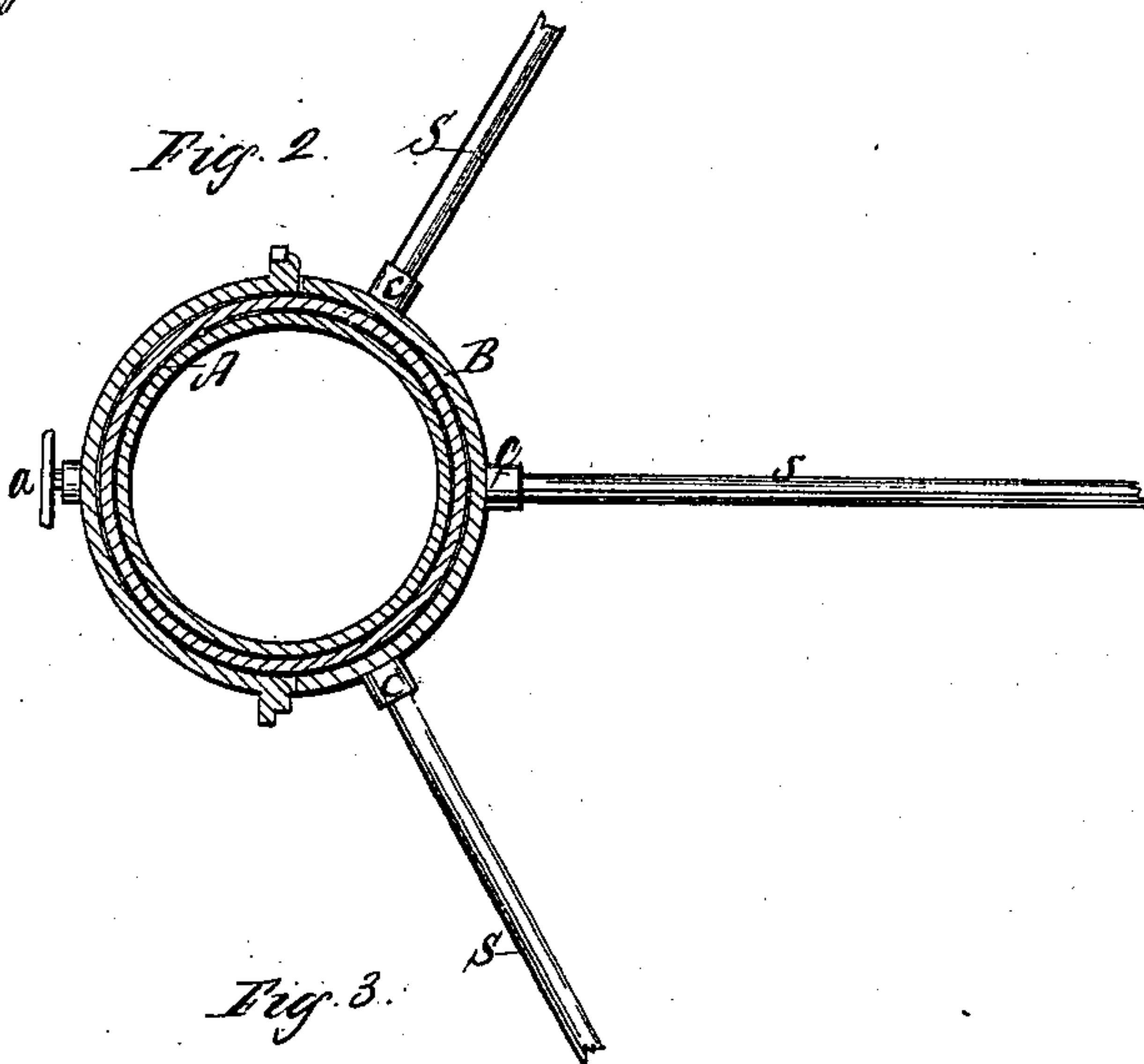
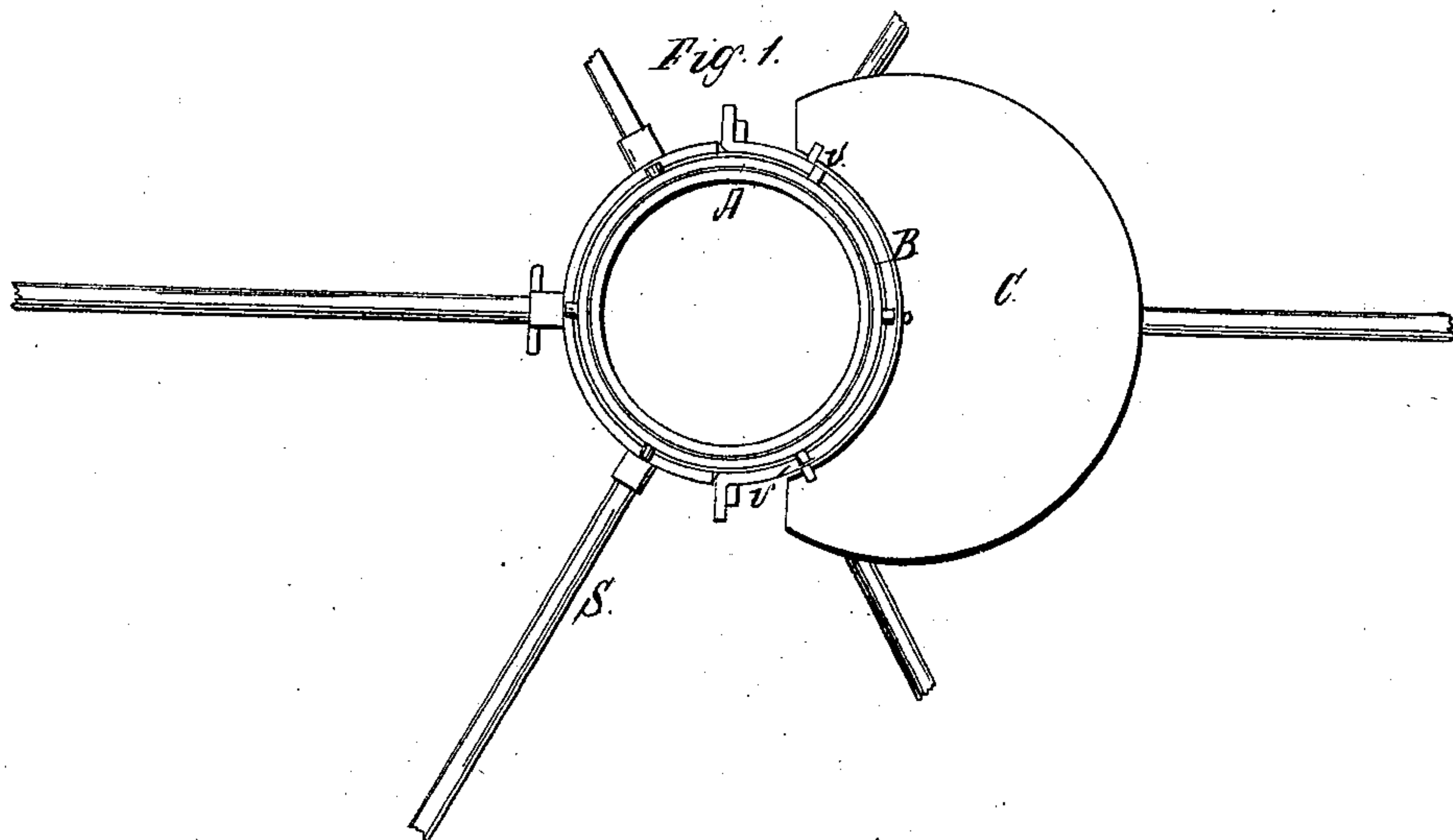


*C. M. Grannis*  
*Store-Pipe Shelf*

*Nº 92,039.*

*Patented Jun. 29, 1869.*



*Witnesses:*  
*Alb. Hylman*  
*Paul J. Meunberger*

*Inventor:*  
*Charles M. Grannis*  
*Chapman Hosmer & Co.*  
*Attys.*

# United States Patent Office.

CHARLES M. GRANNIS, OF MORRISVILLE, NEW YORK.

*Letters Patent No. 92,039, dated June 29, 1869.*

## STOVE-PIPE SHELF.

The Schedule referred to in these Letters Patent and making part of the same.

*To all whom it may concern:*

Be it known that I, CHARLES M. GRANNIS, of Morrisville, in the county of Madison, and State of New York, have invented a new and valuable Improvement in Adjustable Rotary Stove-Pipe, Clothes-Rack, and Shelf; and I do hereby declare that the following is a full, clear, and exact description of the construction and operation of the same, reference being had to the annexed drawings, making a part of this specification, and to the letters and figures of reference marked thereon.

Figure 1, of the drawings, is a plan view of my device;

Figure 2 is a cross-section; and

Figure 3 is a vertical section, showing its position upon a stove-pipe.

My invention relates to devices for drying clothes by means of the heat from a stove-pipe; and

It consists mainly in adjusting a sleeve, or ring to a stove-pipe, upon which are arranged arms, shelves, &c., for the purpose of holding the garments or other things being dried.

The letter A, of the drawings, represents an inner ring, or sleeve, that is passed over an upright joint of a stove-pipe, and held in place by means of the thumb-screw *a*.

I affix flanches, or pins to this inner ring, both above and below the space to be occupied by the outer ring, hereinafter mentioned, and which serve as supports and guides for the same.

The letter B is the outer ring, adjusted outside of sleeve A, and between the flanches, or pins above mentioned, within which it is rotated at the will of the operator.

The letters *c* are sockets, attached to the outer ring B, adapted to receive and hold the arms *s*, next mentioned.

The arms *s* are intended to hold garments for drying, and are connected to the outer ring, by means of sockets, *c*, in which they rest.

Upon one side of the ring B, I affix jaws, *v*, in which I insert the concave side of the circular shelf O, and adjust the same to rest therein, and upon ears underneath the same. This shelf is intended for use in warming or drying food or clothing. It is also useful in holding garments about to be transferred to the arms *s*.

What I claim as my invention, and desire to secure by Letters Patent, is—

The combination and arrangement of the rings A and B, sockets *c*, arms *s*, shelf O, and jaws and flanches, as herein shown and described, for the purposes specified.

In testimony that I claim the above, I have hereunto subscribed my name, in the presence of two witnesses.

CHAS. M. GRANNIS.

Witnesses:

ALEX. CLAMPLIN,  
R. G. WILLIAMS.