

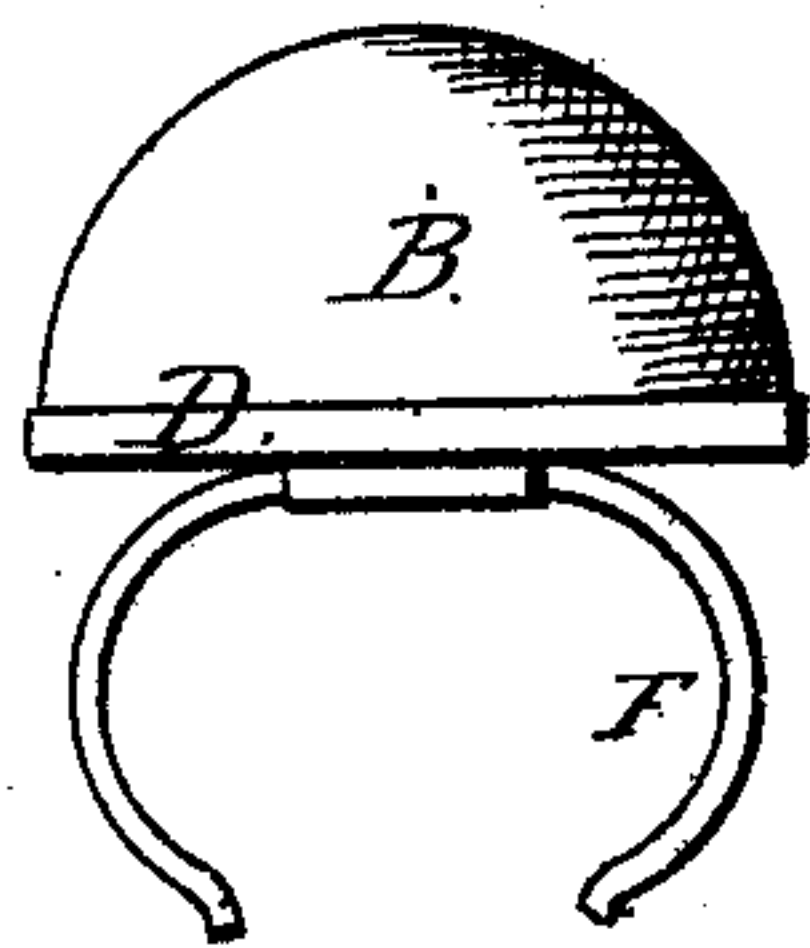
*J. H. Weeden.*

*Head Rest.*

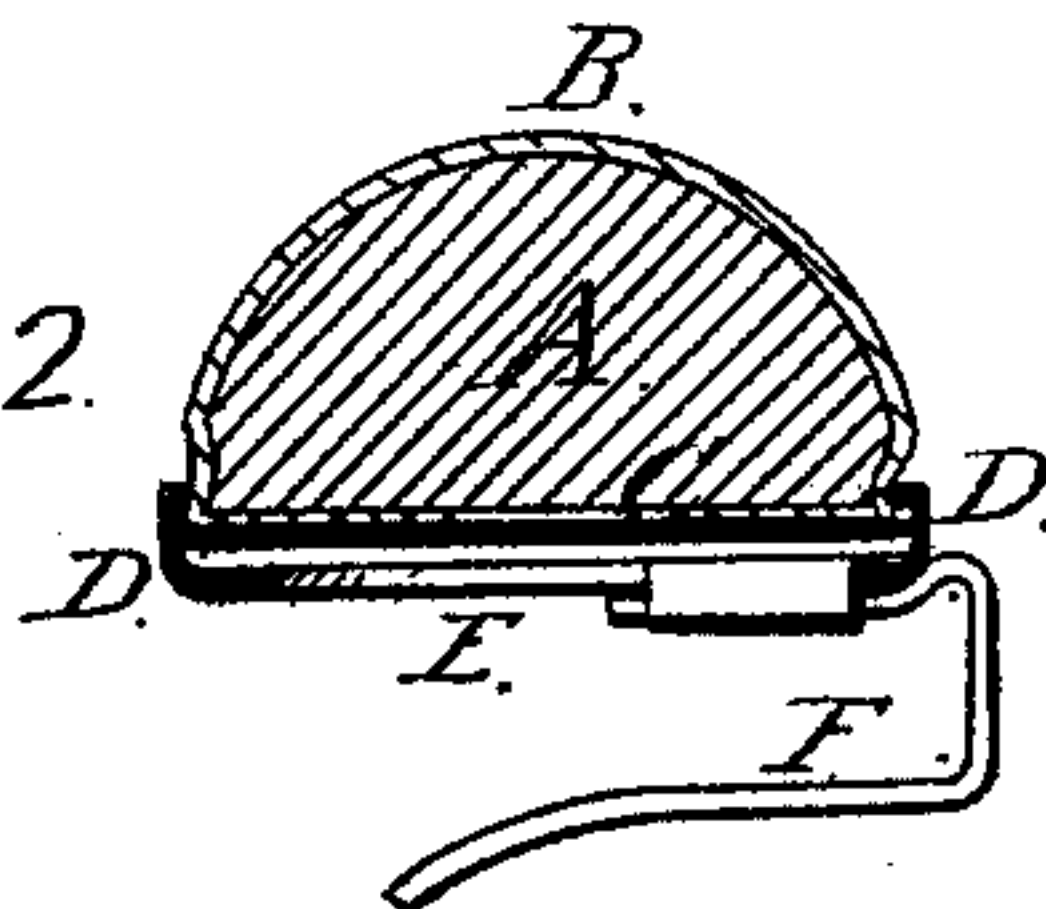
*N<sup>o</sup> 9,389.*

*Patented Jan. 15, 1869.*

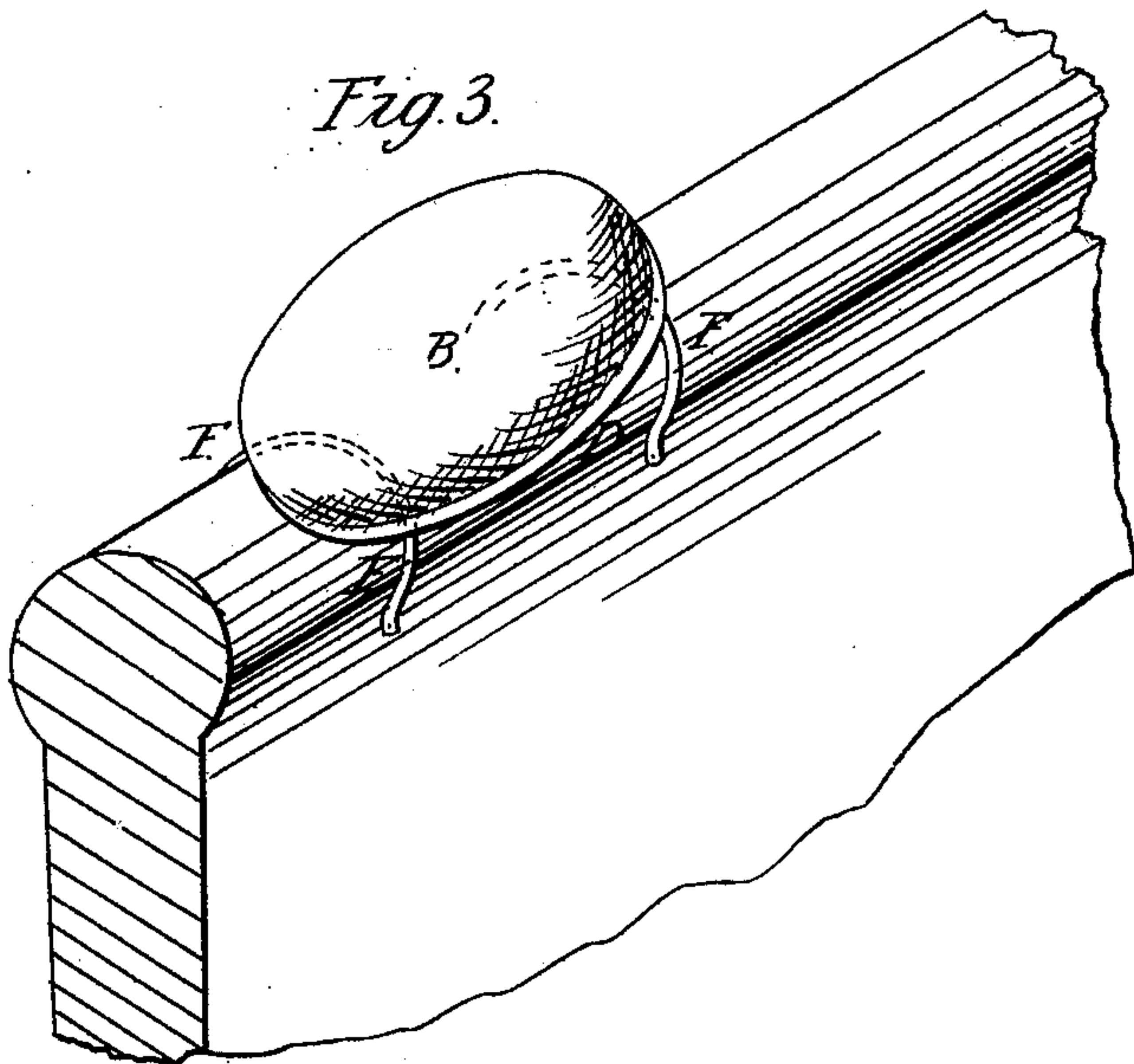
*Fig. 1.*



*Fig. 2.*



*Fig. 3.*



*Witnesses:*

*A. W. Almqvist*

*O. Hinckman*

*Inventor:*

*J. H. Weeden*  
*PER Munn & Co*  
*Attorneys*

# United States Patent Office.

JOHN H. WEEDEN, OF WATERBURY, CONNECTICUT, ASSIGNOR TO  
HIMSELF AND L. G. ARNOLD, OF SAME PLACE.

*Letters Patent No. 91,389, dated June 15, 1869.*

## IMPROVED HEAD-REST FOR CHURCH-PEWS.

The Schedule referred to in these Letters Patent and making part of the same.

### *To all whom it may concern :*

Be it known that I, JOHN H. WEEDEN, of Waterbury, in the county of New Haven, and State of Connecticut, have invented a new and improved Head-  
Rest Attachment for Church-Pews; and I do hereby declare that the following is a full, clear, and exact description thereof, which will enable others skilled in the art to make and use the same, reference being had to the accompanying drawing, forming part of this specification, in which—

Figure 1 is an end view of my improved head-rest, or cushion.

Figure 2 is a vertical cross-section of the same, but showing a modified form of the springs.

Figure 3 is a perspective view of the same.

Similar letters of reference indicate corresponding parts.

My invention has for its object to furnish an improved device for attachment to church-pews to support the head of the worshipper when inclined, and which shall be so constructed and arranged that it may be conveniently detached from the pew when no longer required for use; and

It consists in the device constructed as hereinafter more fully described.

A represents the hair or other material with which the cushion is stuffed.

B is the covering-cloth, the edges of which are drawn over the edges of the plate C, which may be a solid plate or a ring-plate, as may be desired.

D is a ring or band of metal or other suitable mate-

rial, which is formed with an inwardly-projecting flange around its upper edge, which overlaps the edge of the plate C, clamping the said covering-cloth B between the said band and the edge of the said plate.

The base-plate E is then arranged in place, and the lower edge of the band D is turned down over it, as shown in fig. 2, clamping the edges of the cloth B between the plates C and E, firmly securing the parts of the device to each other.

To the lower side of the plate E are pivoted the springs F, which are so formed as to clasp the upper edge of the pew-back, as shown in red in fig. 3.

When the pew is provided with a book-shelf, the springs F are made in the form shown in fig. 2, so as to fit upon the lower edges of the said shelf.

The springs F are pivoted to the plate E, so that when not in use, they may be turned down along the said plate E, allowing the device to be conveniently carried in the pocket.

Having thus described my invention,

What I claim as new, and desired to secure by Letters Patent, is—

An improved head-rest, or cushion, for attachment to church-pews, formed by the combination of the stuffing A, covering B, plate C, band D, base-plate E, and springs F, with each other, substantially as herein shown and described, and for the purposes set forth.

JOHN H. WEEDEN.

Witnesses:

G. C. THOMAS,  
F. A. BEACH.