

M. H. Prescott

Heels for Boots & Shoes
N^o 90,192. Patented May 18, 1869.

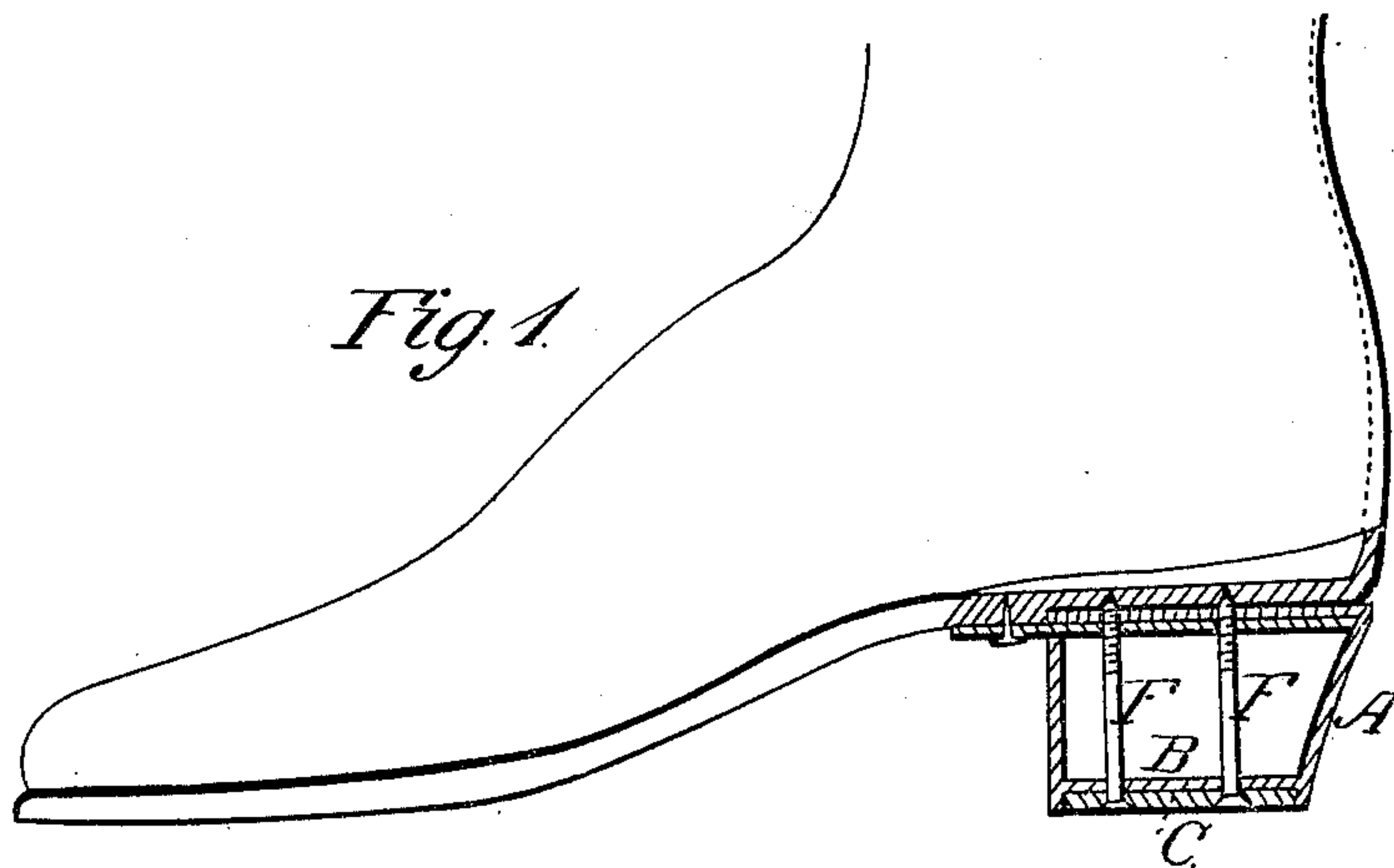


Fig. 2.

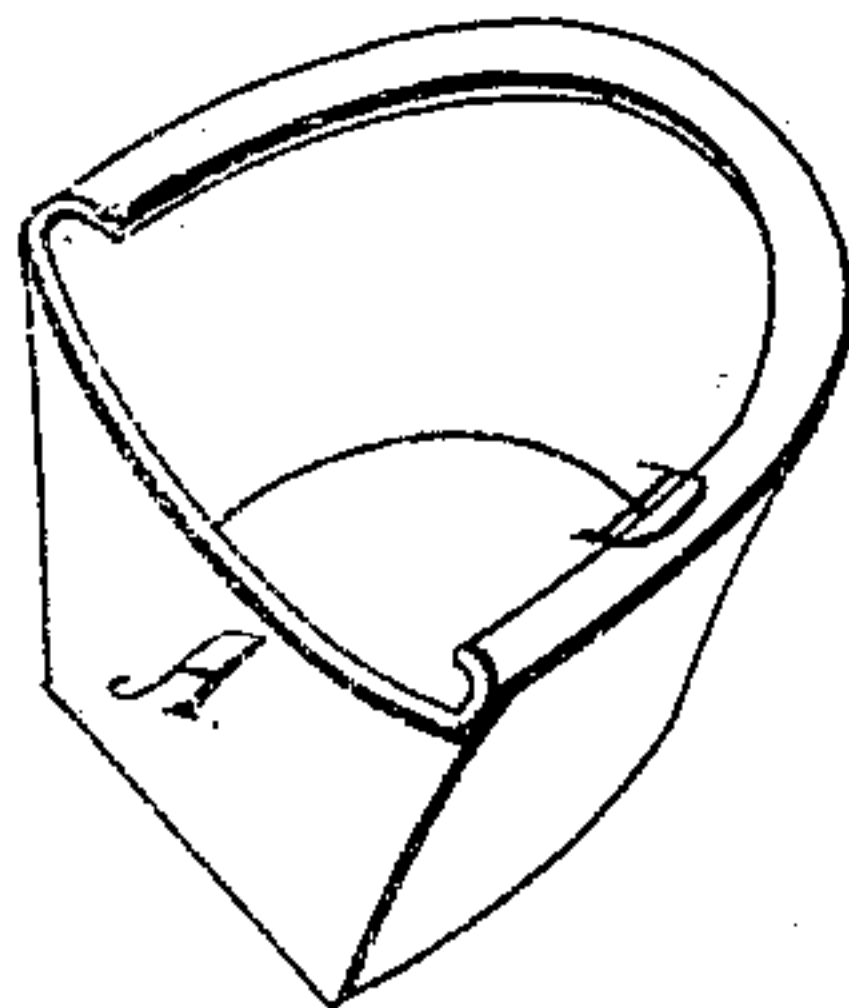
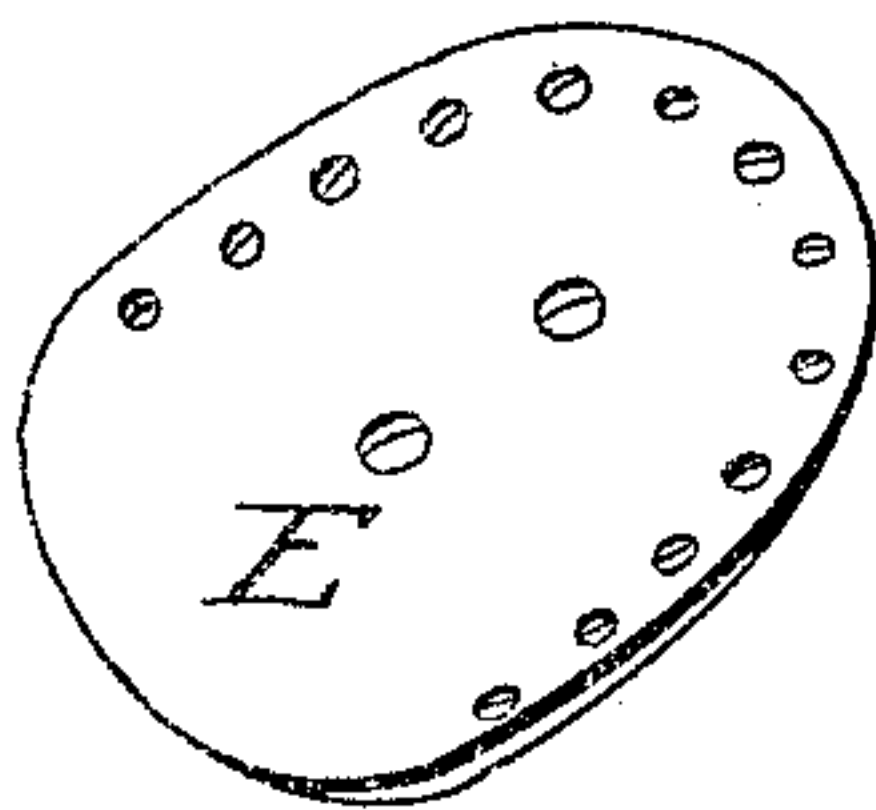


Fig. 3.



Witnesses:

Amos Morgan
T. B. Mosher

Inventor
M. H. Prescott

per M. H. Prescott
Attorneys

United States Patent Office.

MARK H. PRESCOTT, OF OTTAWA, ILLINOIS.

Letters Patent No. 90,192, dated May 18, 1869.

IMPROVEMENT IN HEELS FOR BOOTS AND SHOES.

The Schedule referred to in these Letters Patent and making part of the same.

To all whom it may concern:

Be it known that I, MARK H. PRESCOTT, of Ottawa, in the county of La Salle, and State of Illinois, have invented a new and useful Improvement in Heels for Boots and Shoes; and I do hereby declare that the following is a full, clear, and exact description thereof, which will enable others skilled in the art to make and use the same, reference being had to the accompanying drawings, forming part of this specification.

This invention relates to improvements in the construction of heels for boots and shoes, made of metal, or mostly of metal; and consists in an arrangement designed to make a more reliable connection of the same to the boot or shoe, and which will permit the heel to be readily removed.

Figure 1 represents a sectional elevation of my improved heel, as applied to a shoe;

Figure 2, a perspective view of a part of the heel; and

Figure 3, a plate, which forms a part of the heel, and by which it is secured to the shoe.

Similar letters of reference indicate corresponding parts.

A represents the metallic body of the heel, preferably formed up of sheet-metal, and made hollow, with the bottom, B, slightly above the bottom of the sides, forming a recess for the insertion of a piece of sole-leather, or other substance, C.

The upper part of the body A is provided with a flange, turned inward, as represented at D, and so

formed that the said part A may be slipped on to the plate E from behind, when the said plate is secured to the insole, as represented in fig. 1.

The said flange D may be turned down flat, and merely take over the edge of the plate, or it may have an upward incline, and also take over the edge of the insole, the latter being bevelled for the purpose.

The plate E may be secured to the insole, by sewing or pegging through the holes therein, as preferred; and holes are provided in it for the screws F, by which the part A is prevented from slipping backward, after being connected by the said flange.

This arrangement forms a cheap and durable construction, and facilitates the removal of the body A of the heel for repairs, or for other purposes, by simply removing the screws.

Having thus described my invention,

I claim as new, and desire to secure by Letters Patent—

As an improved article of manufacture, the hollow heel A, having the bent flange D, and the raised bottom, B, upon which the wearing surface C rests, secured to the plate E upon the boot or shoe, by means of the screws F F, as herein described, for the purpose specified.

MARK H. PRESCOTT.

Witnesses:

AARON B. SMITH,
JOHN V. A. HOES.