

*T. R. Timby,
Umbrella Fastening.*

No 90,134.

Patented May 18, 1869.

FIG. 1

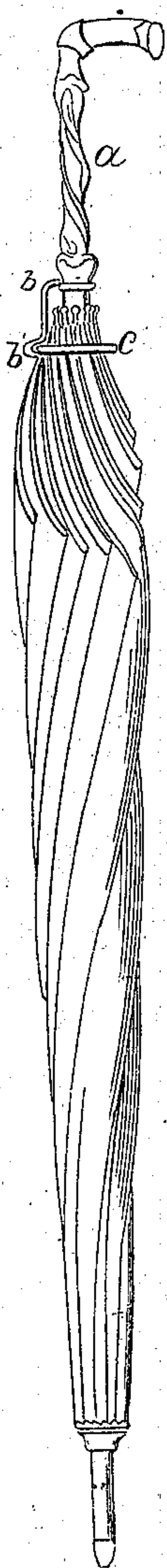


FIG. 2

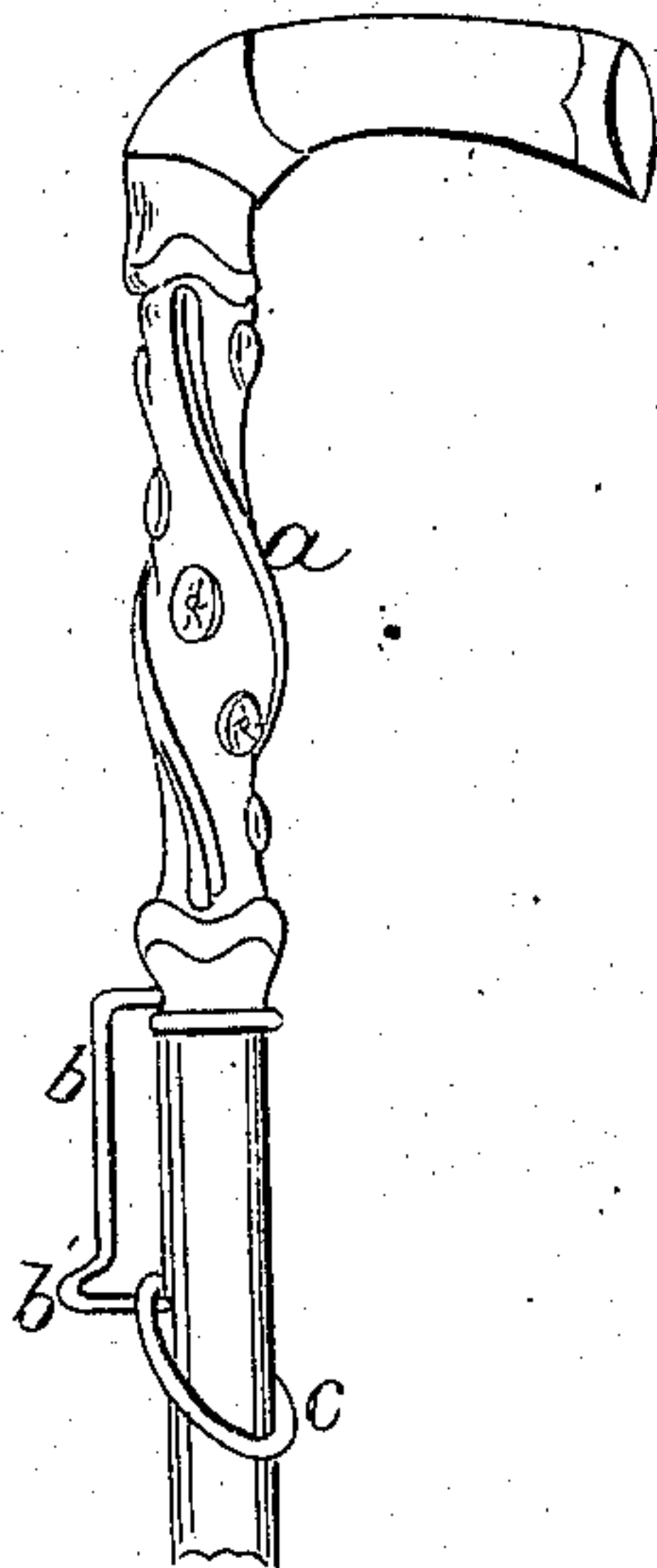
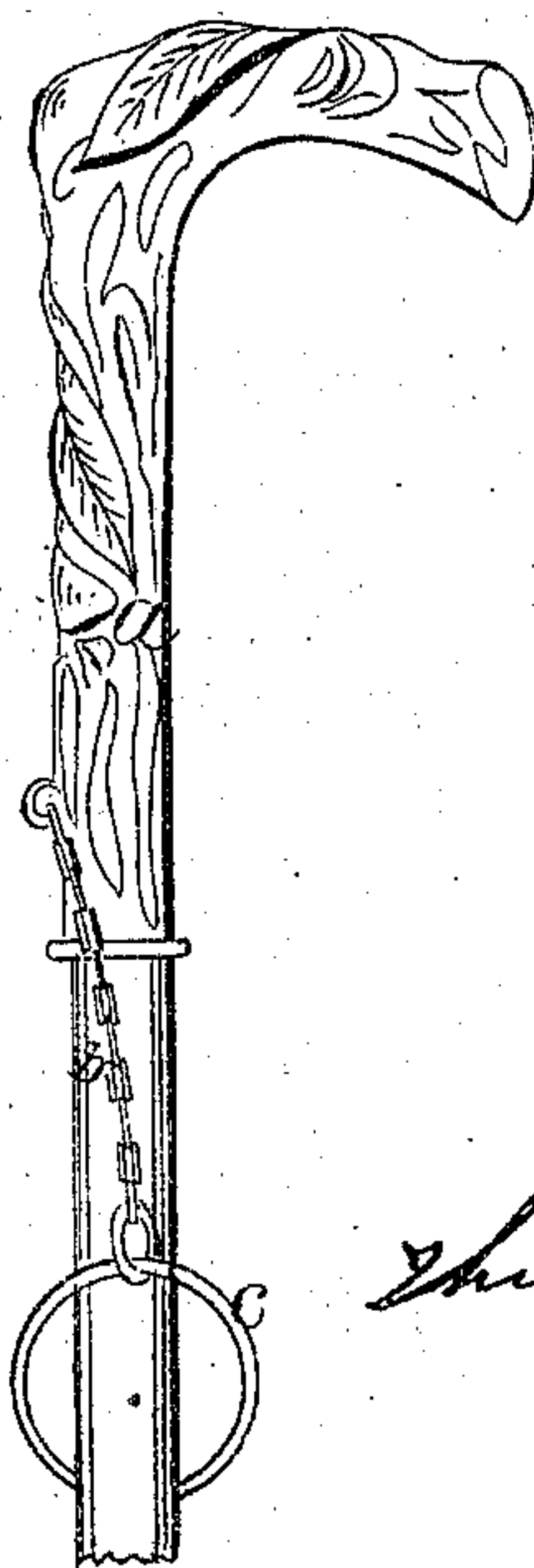


FIG. 3



*Witnesses
H. B. Deming
John Grinnell*

Thorsten R. Timby

United States Patent Office.

THEODORE R. TIMBY, OF SARATOGA SPRINGS, NEW YORK.

Letters Patent No. 90,134, dated May 18, 1869.

IMPROVED UMBRELLA-FASTENING.

The Schedule referred to in these Letters Patent and making part of the same.

To all whom it may concern:

Be it known that I, THEODORE R. TIMBY, of Saratoga Springs, in the county of Saratoga, and State of New York, have invented a new and useful Improvement in Umbrella-Fastenings; and I do hereby declare the following to be a full, clear, and exact description of the same, reference being had to the accompanying drawing, which is made part of this specification.

My invention relates to a novel and simple device for securing the umbrella or parasol in its folded or closed condition, consisting essentially of a ring of metal or other suitable material, secured to the staff, and adapted to be slipped down over the ends of the stretchers, to secure the same, and held in that position, if desired, by a suitable locking-device.

In the drawing—

Figure 1 represents an elevation of an umbrella provided with my improved fastening.

Figure 2 is an elevation, on a larger scale, of portion of the handle or "staff" and the fastening detached.

Figure 3 is a view similar to fig. 2, representing a modification.

Similar letters of reference indicate corresponding parts in the several figures.

The staff or handle *a* of the umbrella is, in the preferred form, provided with a longitudinal loop or staple, *b*, provided with an enlargement, *b'*, at its lower end.

This loop or staple may be formed by bending and

attaching at its ends a piece of wire, as represented or in any other suitable manner.

It is employed to secure to the handle or staff a ring, *c*, of metal or other suitable material, which, by the elongation of said loop or staple, is adapted to be slipped a sufficient distance over the ends of the ribs to secure the same. It is locked in that position by engaging in the enlargement *b'* of its loop or staple *b*.

In the modification represented in fig. 3, the ring *c* is secured to the handle or staff *a* by means of a chain, *b**, of sufficient length to allow it to be slipped over the ends of the ribs the requisite distance.

The ring, as thus attached, may be locked by engaging over a button or hook on one of the ribs or the cover, if desired.

The ring, passing over the ends of the ribs a considerable distance, as represented, is not likely to slip off, even when not secured by any locking-device.

Having thus described my invention,

What I claim to be new, and desire to secure by Letters Patent, is—

The ring *c*, attached to the staff *a* of an umbrella or parasol, by means of a staple, *b*, or other suitable connection, in such a manner as to allow the ring to pass over and beyond the ends of the ribs, to secure the same, substantially as described.

THEODORE R. TIMBY.

Witnesses:

W. B. DEMING,
JOHN GRINNELL.