

*J. H. Atkinson,*

*Comb & Shears.*

*No. 90,063.*

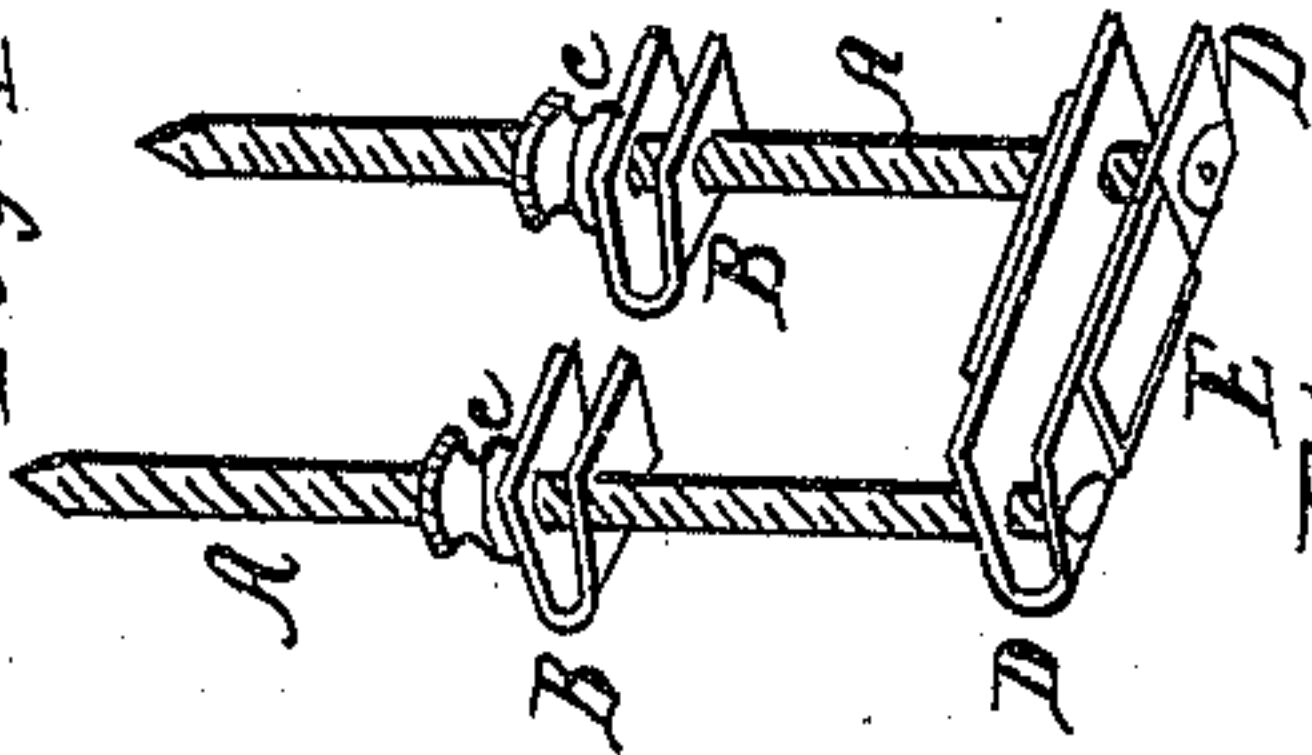
*Patented May 18, 1869.*



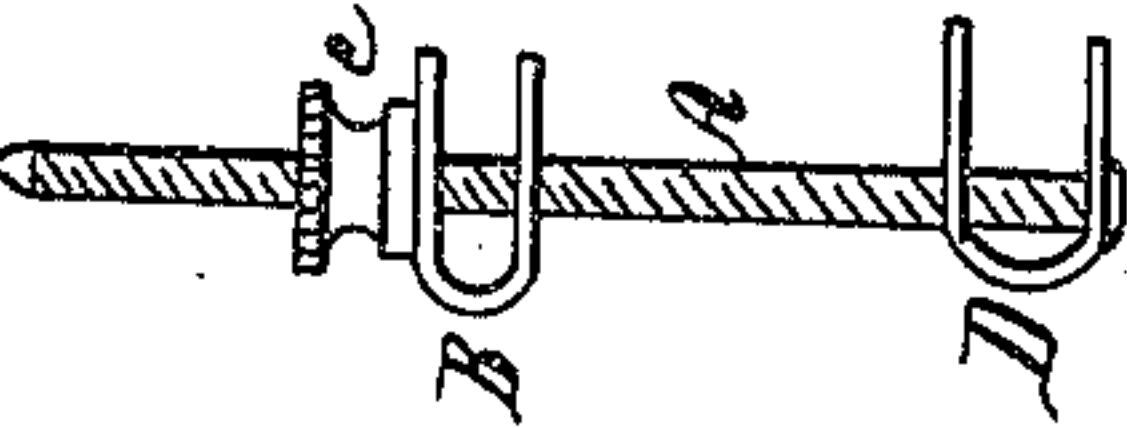
*Fig. 5*



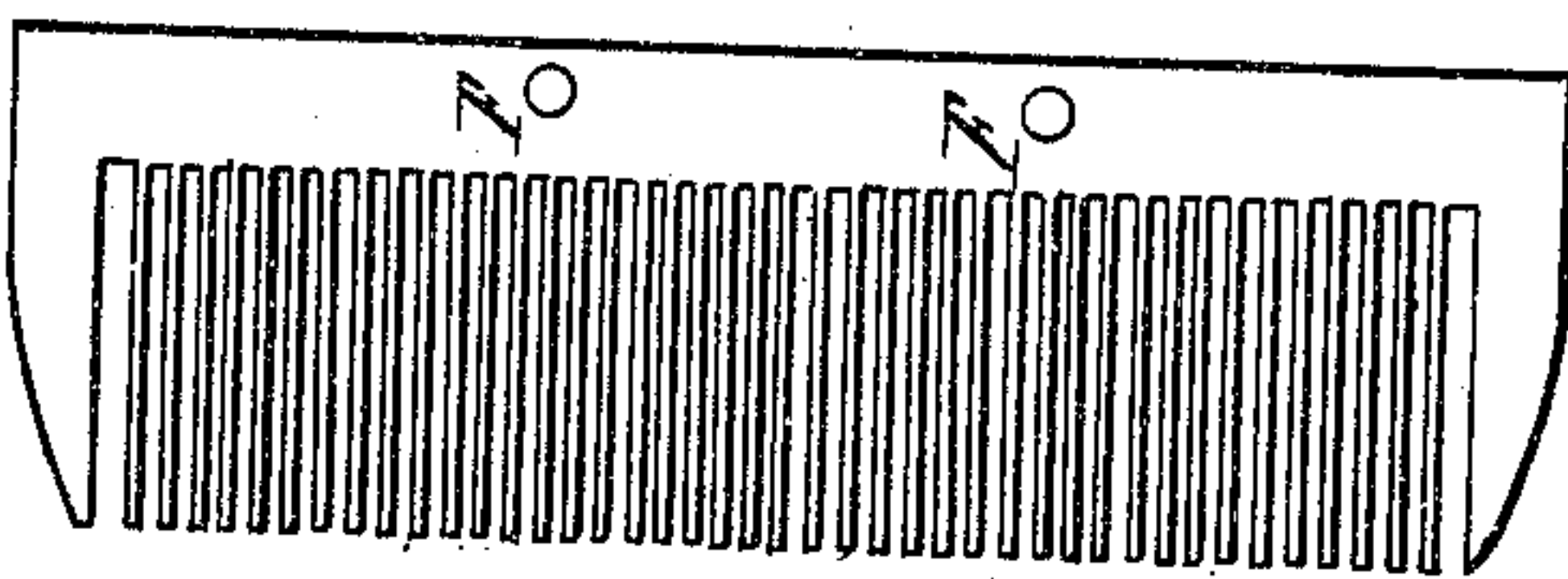
*Fig. 1*



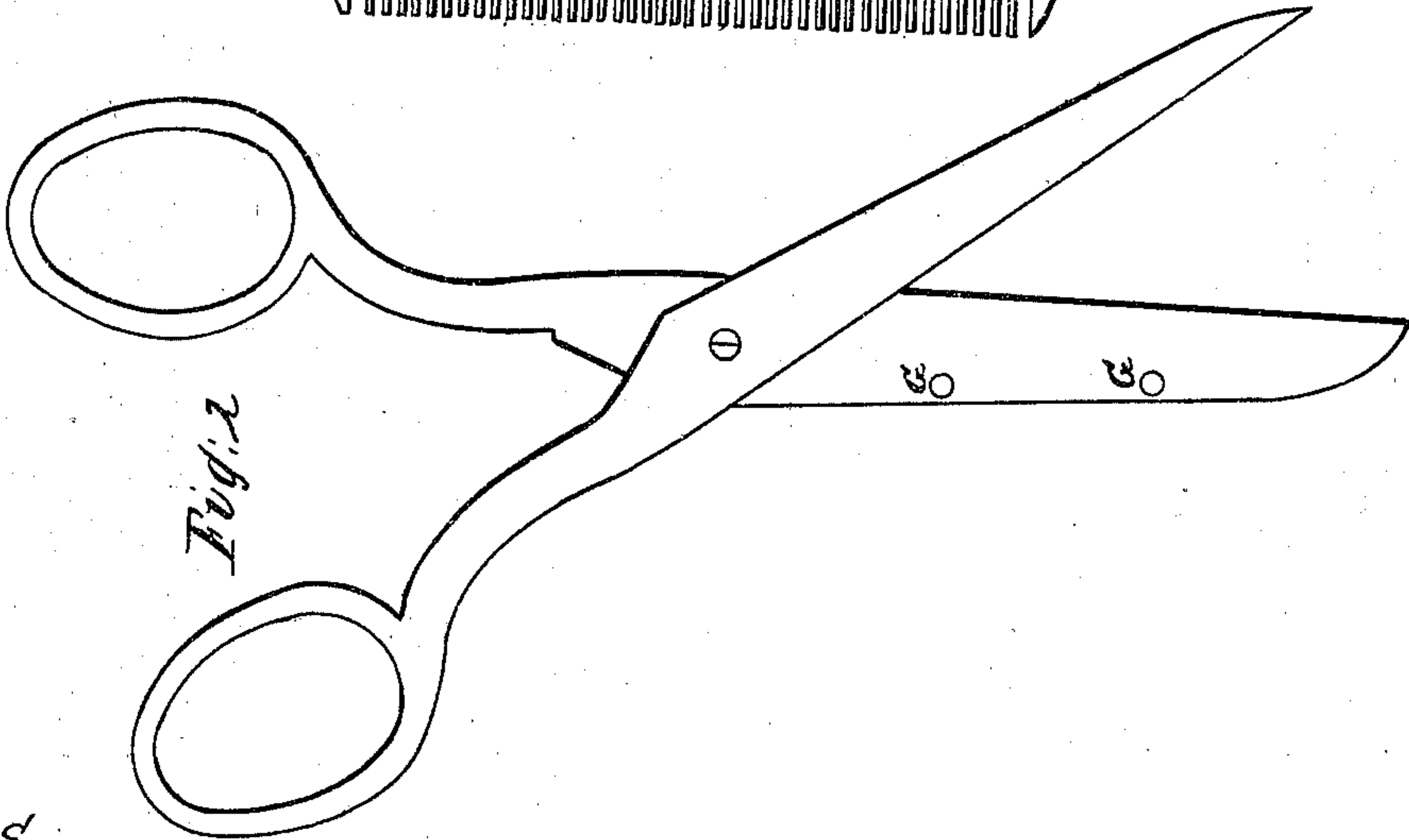
*Fig. 4*



*Fig. 3*



*Fig. 2*



*Witnesses*

*Frank C. Brown*  
*Thos. J. Fay*

*Inventor*

*Joseph H. Atkinson*



# United States Patent Office.

JOSEPH H. ATKINSON, OF SAN FRANCISCO, CALIFORNIA.

*Letters Patent No. 90,063, dated May 18, 1869.*

## IMPROVEMENT IN COMBINED COMB AND SHEARS FOR HAIR-CUTTING.

The Schedule referred to in these Letters Patent and making part of the same.

*To whom these presents shall come:*

Be it known that I, JOSEPH H. ATKINSON, of the city and county of San Francisco, State of California, have made a new and useful invention in an Improved Attachment for Comb and Shears for Hair-Cutting. The following description, taken together with the accompanying drawings, figures, and letters marked thereon, is a full and exact description thereof, and will enable any one skilled in the art, to manufacture and use the same.

My invention consists of a device whereby a comb is attached to a pair of shears, for facilitating hair-cutting, arranged in such a manner that they are removably adjustable, and by which the hair may be cut of the same length throughout any portion or the whole of the head.

To effect this object, I make a screw, of suitable length and size, as shown in Figure 5, marked A.

This screw I pass through holes cut with threads through the scissors, as shown in Figure 2, letter G, and through the comb, as shown in Figure 3, letter F.

These holes may be placed at any position along the back of the scissors, as desired. The head of the screw secures the comb in its place, and makes it easy to adjust the scissors at any position, by screwing them up or down to give the desired length to the hair when cut.

Another of these attachments is shown in Figures 1 and 4. It will be seen that the screws A A have clamps, B B and D D, and a pressure-nut, C C.

When the screw A is used with clamps, the clamp D for the comb is made so as to admit the screw passing through a part of the clamp, and then admit of slipping over the comb in such a manner as to hold it firmly.

The clamp B, for the scissors, is similar in its construction to the clamp D, but moves up and down along the screw A, and allows of its adjustment to any position. The scissors are then put in, and the nut C is applied, if needed, to more thoroughly secure the scissors in position.

The mode of applying or using my invention, after attaching as described, is to use the scissors with the right hand. Keep the comb upon the scalp, lift the hair by the left hand, either with the fingers or by a comb, and place it between the blades of the scissors to be cut.

Having thus described my invention,

What I claim as new, and desire to secure by Letters Patent, is—

The clamping-device for adjustably securing a comb to a pair of scissors, consisting of the spring-clamps B B, D, screws A A, and nuts C C, arranged substantially as shown and described.

JOSEPH H. ATKINSON.

Witnesses:

CALVIN BROWN,  
FRANK E. BROWN.