

C. MACKH.  
Pocket Lantern.

No. 90,007.

Patented May 11, 1869.

Fig. 1.

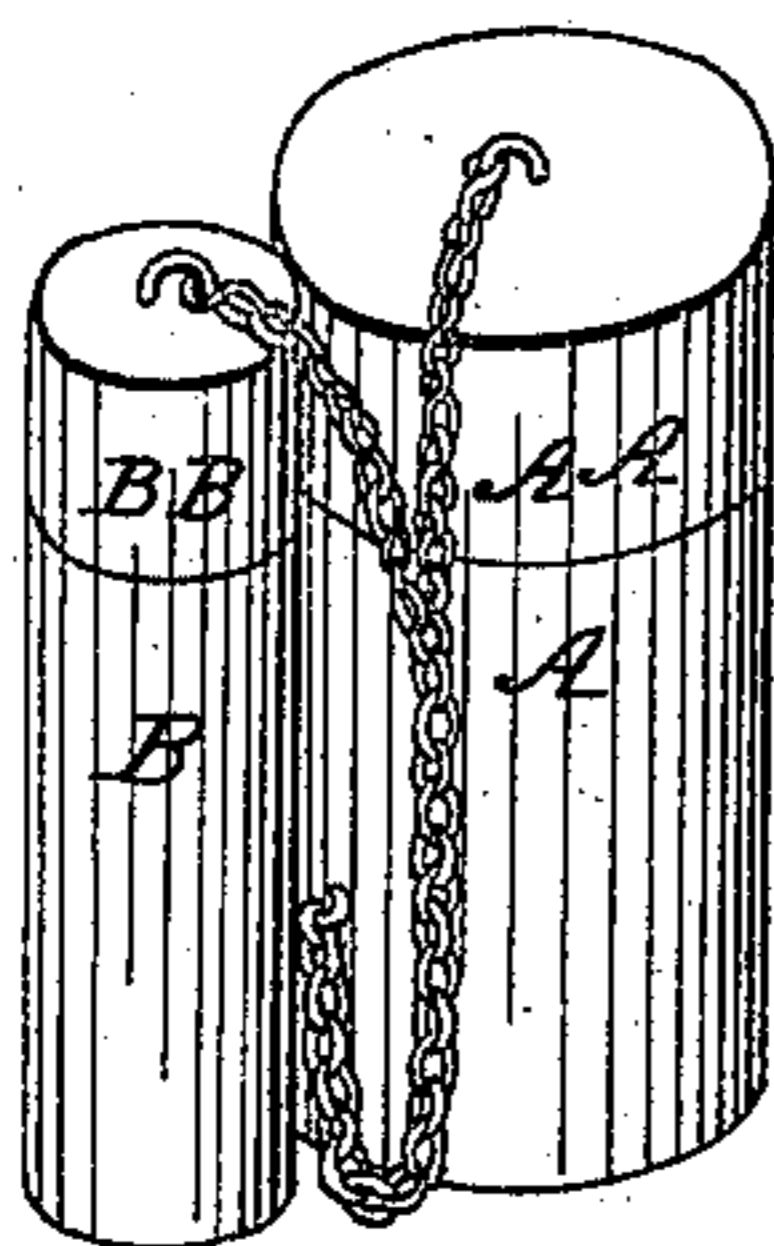


Fig. 2.

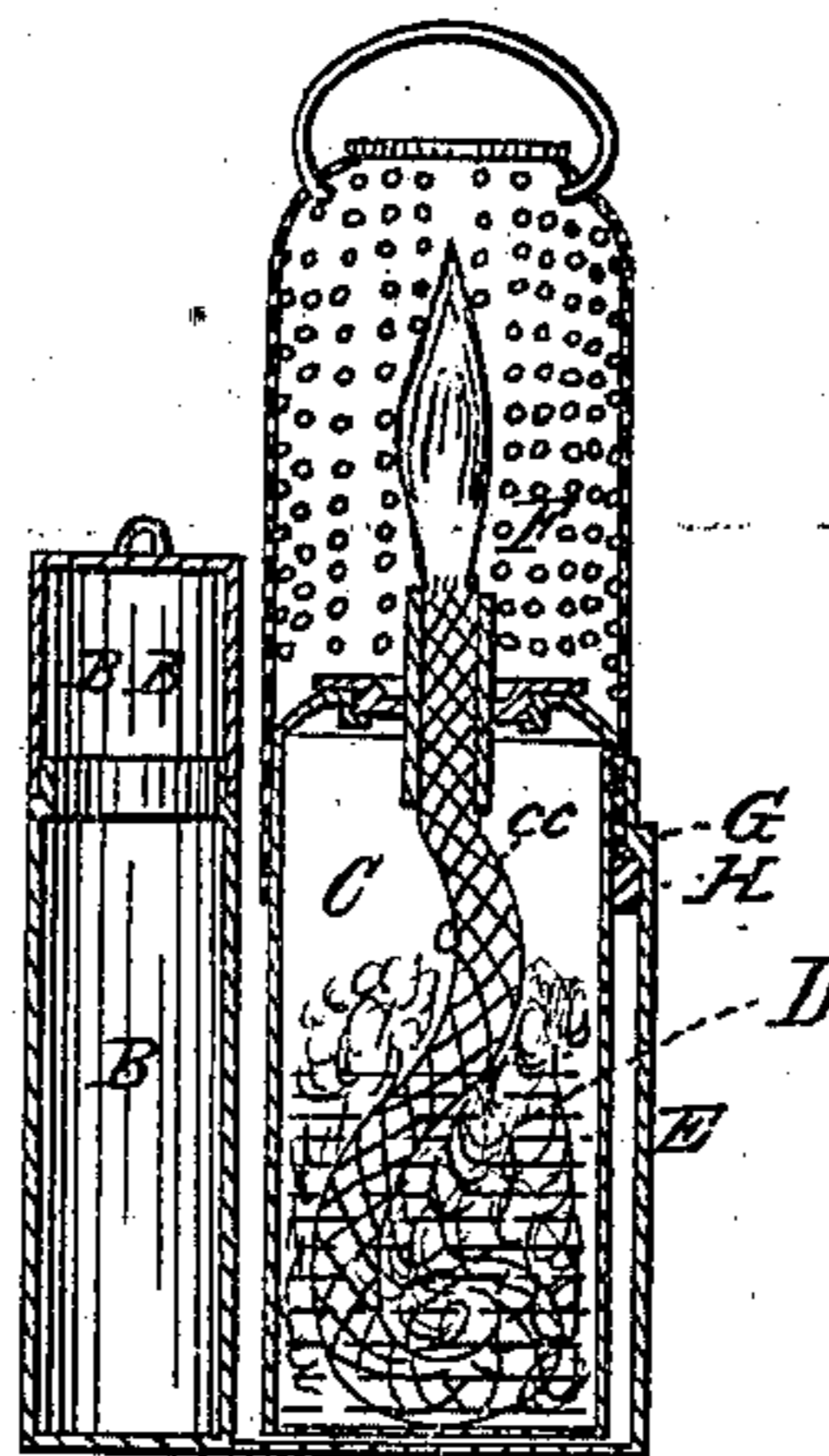



Fig. 3.



Witnesses:

J. B. Hopkins  
Frank D. Jackson

Inventor:

Charles Mackh  
By Wm. C. Wood  
Att'y

# United States Patent Office.

CHARLES MACKH, OF ELGIN, ILLINOIS.

Letters Patent No. 90,007, dated May 11, 1869.

## IMPROVEMENT IN POCKET-LANTERNS.

The Schedule referred to in these Letters Patent and making part of the same.

To all whom it may concern:

Be it known that I, CHARLES MACKH, of the city of Elgin, county of Kane, and State of Illinois, have invented a certain new and useful Pocket-Lamp and Lantern, with match-box combined; and I do hereby declare that the following specification, taken in connection with the drawings furnished and forming part of the same, is a true description thereof.

My invention consists in the novel combination of a lamp, a sliding guard, and an outer case, with suitable cover, the whole forming a useful and desirable pocket-lantern; and also the combination of a match-box with the pocket-lantern so constructed.

Reference being had to the drawing—

Figure 1 represents one of my pocket-lanterns and match-box, with covers adjusted and ready for the pocket.

A is the case containing the lamp and lantern.

A A is the cover of the same.

B is the match-box, soldered to the outside of the case A.

B B is the match-box cover. As is shown, these covers are attached to each other and to the case by a small chain.

Figure 2 represents, in vertical section, my combined lamp, lantern, and match-box.

C is the interior of the lamp, provided with fibrous absorbent for retention of the oil.

C C is the wick.

D represents the fibrous absorbent.

E is the outer case or shell, in which the lamp C is secured, at the bottom.

F is the lantern-guard, made of perforated sheet-metal, or its equivalent, and is so constructed that it encircles the lamp, passing between it and the inner

wall of the case E, against which it presses sufficiently to retain it in any desired position, perpendicularly.

G represents a shoulder, projecting inward from the inside of the case E at its top.

H is a square block of metal, soldered to the lower end of the lantern-guard near its edge, and serves as a stop to prevent the withdrawal of the guard, except when said stop is opposite to and corresponding in position with a slot cut in the shoulder G, before referred to, at which point only, it can be withdrawn to admit of the filling and cleaning of the lamp.

Figure 3 represents the lantern-guard F entirely withdrawn, and fully exhibits the block H.

When desired only as a lamp, the cover being removed, the lantern-guard may remain within the case.

Should the flame need protection from the wind or draught of air, the guard can be raised, and held in place by friction against the case, and the desired end accomplished.

A small wire bail is attached to the guard F at its top, to serve as a handle thereto.

Having thus described my invention,

I claim as new, and desire to secure by Letters Patent—

1. The improved pocket-lamp and lantern, consisting of the lamp C, the guard F, and outer case A, constructed and operating substantially as described, for the purposes specified.

2. The within-described pocket-lamp and lantern, in combination with a match-box, arranged substantially as shown and described, for the purposes specified.

Witnesses:

CHARLES MACKH.

JOSEPH HEALY,

FRANK C. LAMERSALL.