

S. M. Mayenberg.

Veil Holder.

N^o 89,879.

Patented May 11, 1869.

Fig: 1



Fig: 2

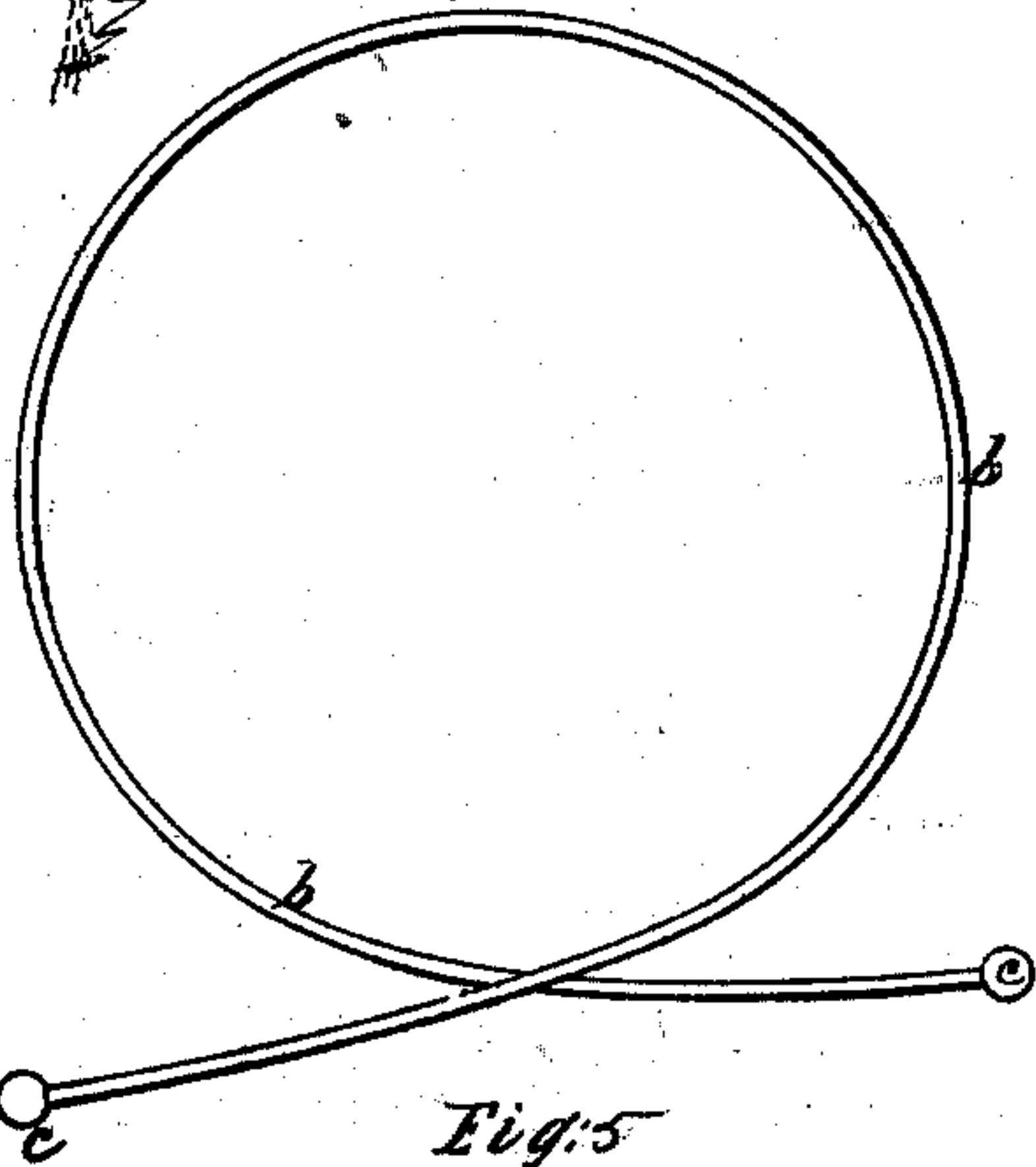


Fig: 5

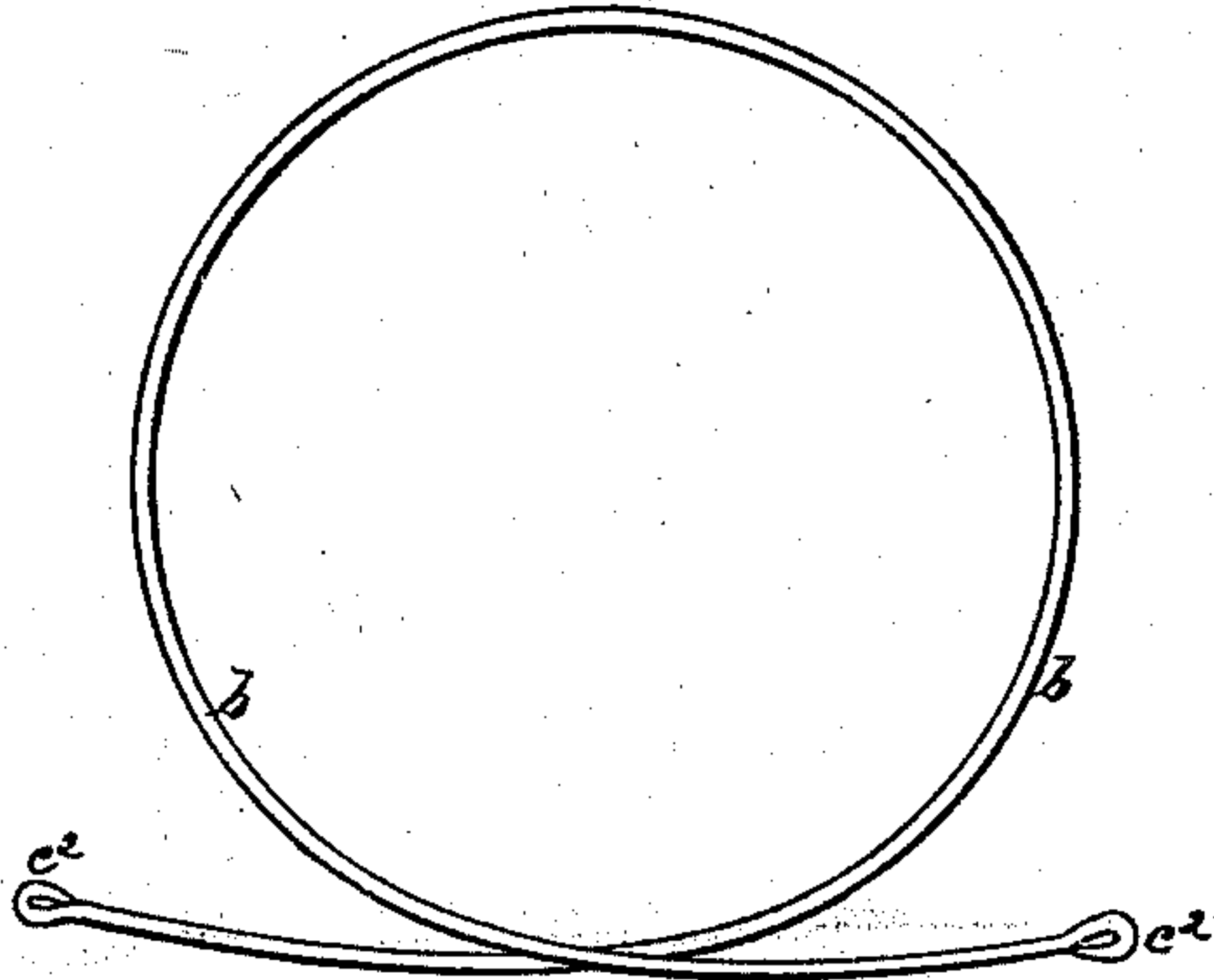


Fig: 3

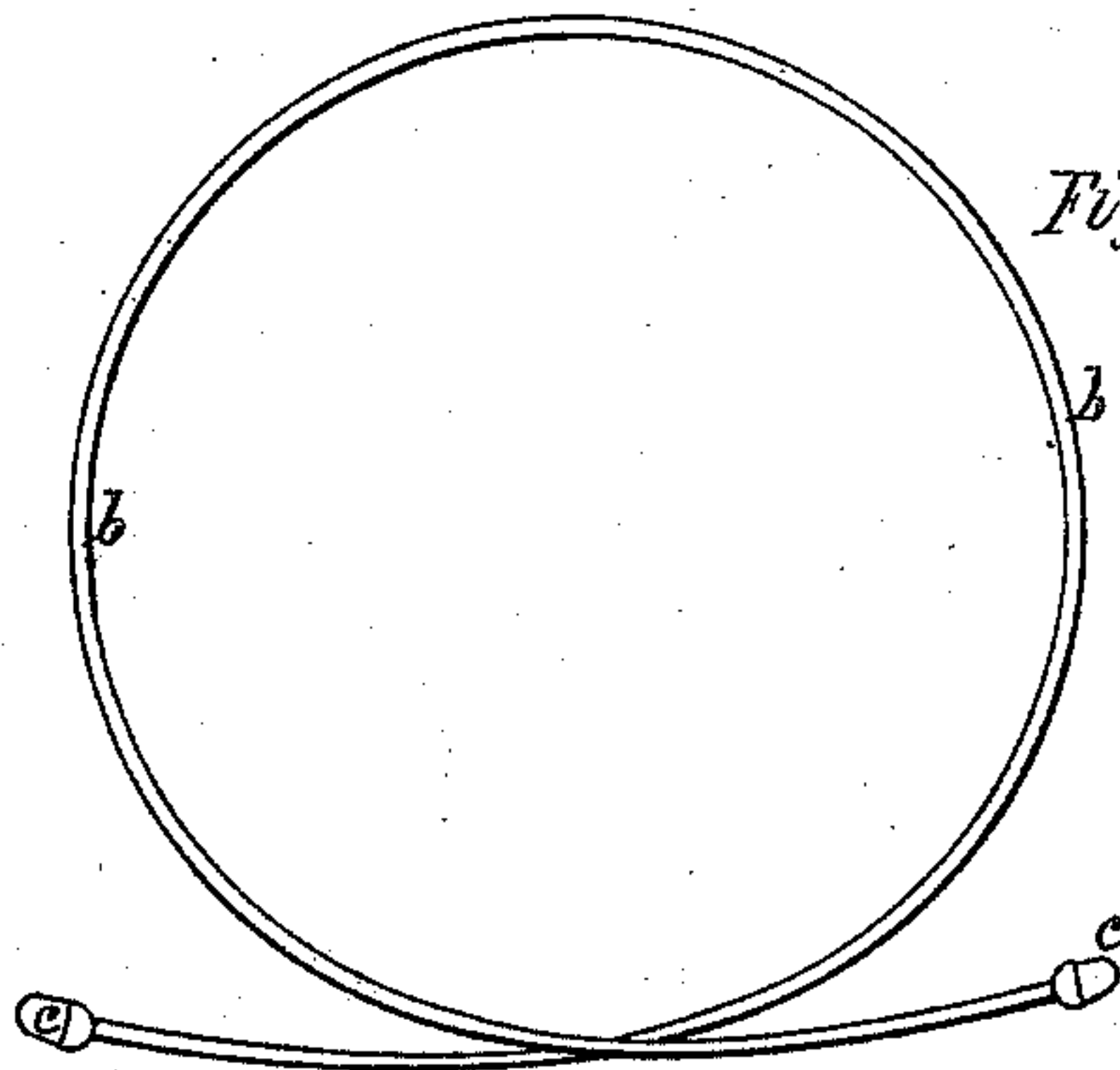


Fig: 4

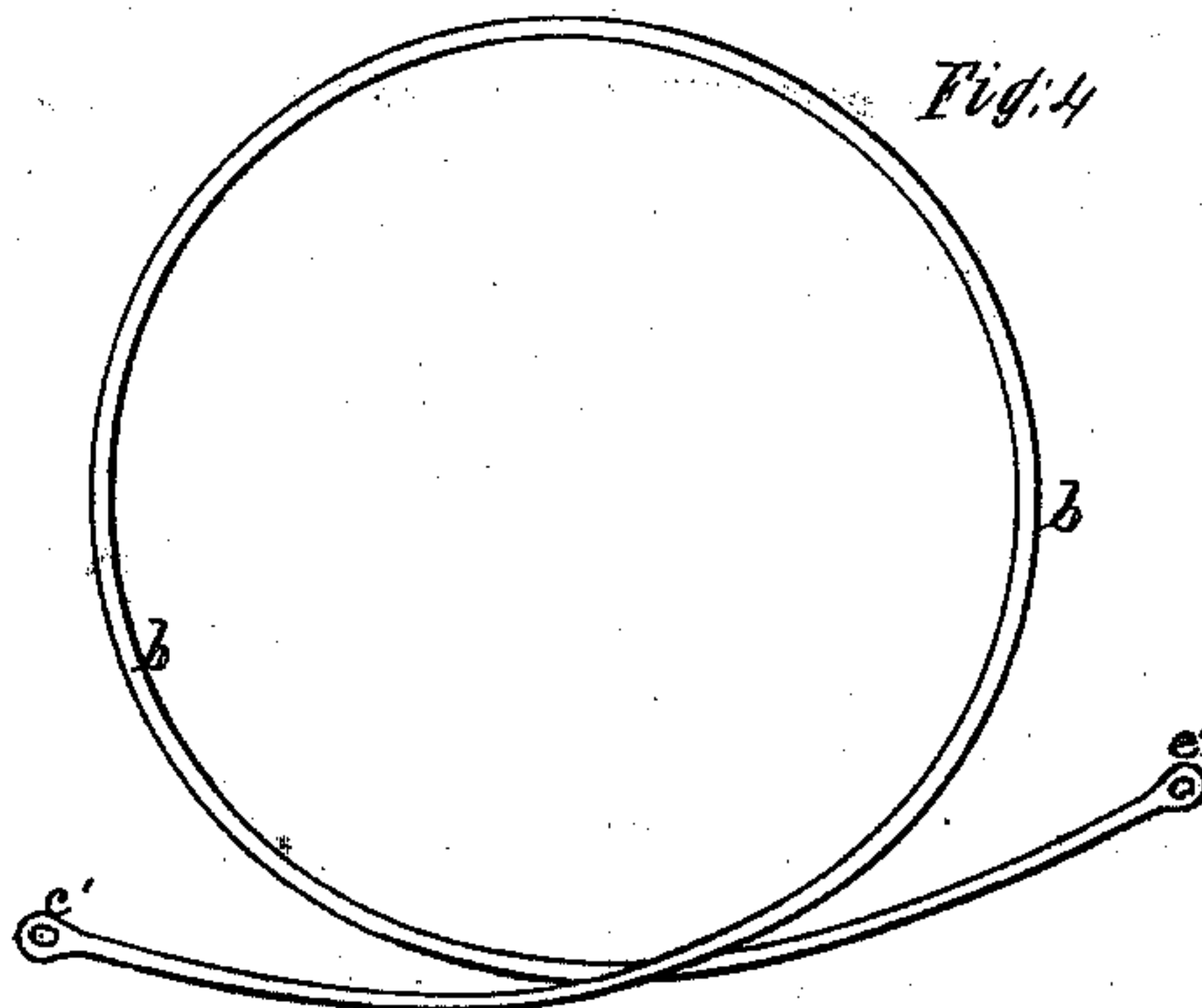
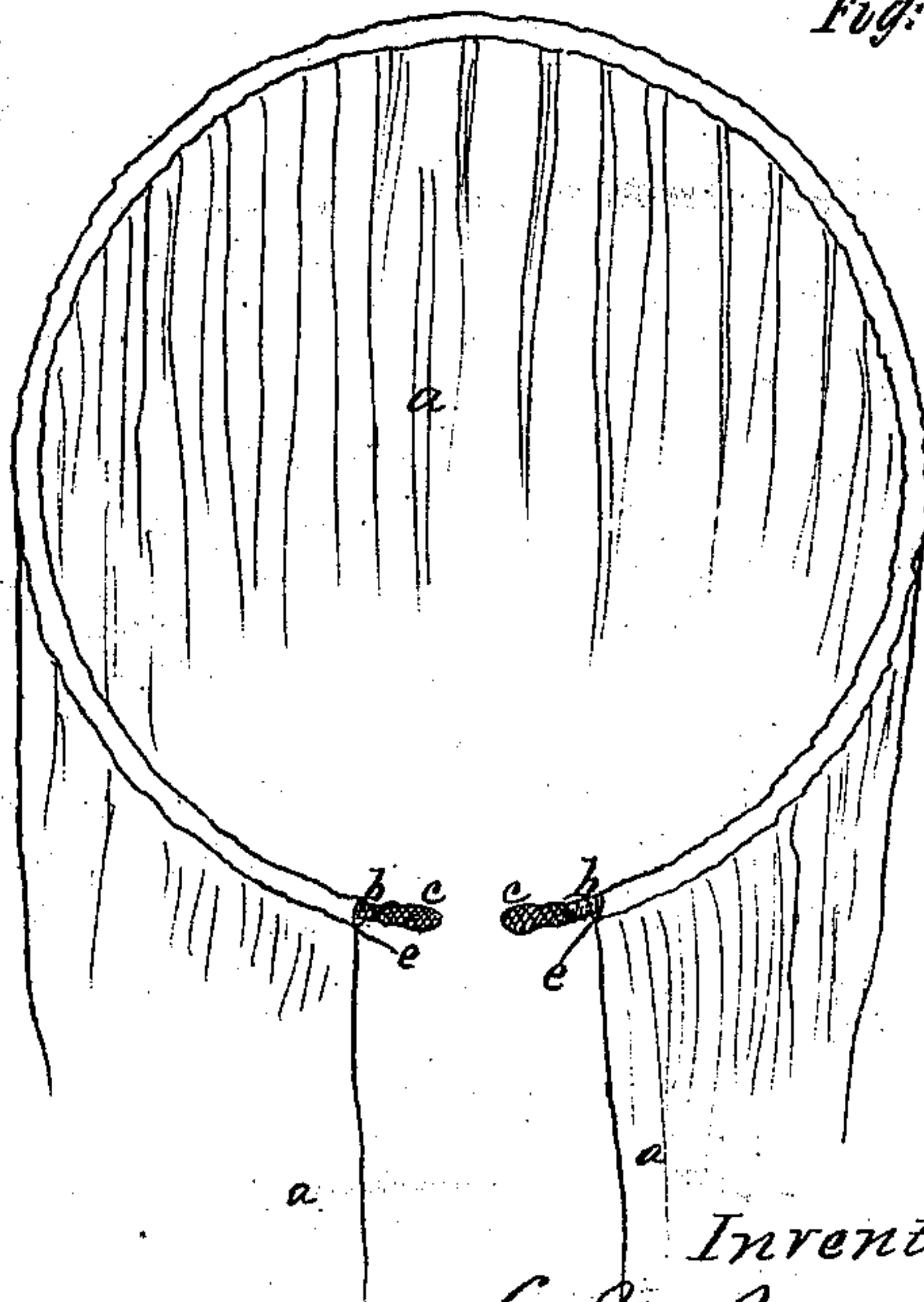


Fig: 6



Witnesses

*R. J. Campbell
J. H. Campbell*

Inventor

S. M. Mayenberg

Mason Fenwick Lawrence

UNITED STATES PATENT OFFICE.

S. M. MEYENBERG, OF NEW YORK, N. Y.

IMPROVEMENT IN VEIL-HOLDERS.

Specification forming part of Letters Patent No. 89,879, dated May 11, 1869.

To all whom it may concern:

Be it known that I, S. M. MEYENBERG, of the city, county, and State of New York, have invented a new and Improved Veil-Holder; and I do hereby declare that the following is a full, clear, and exact description thereof, reference being had to the accompanying drawings, making a part of this specification, in which—

Figure 1 shows the manner of applying a veil to the head by means of the improved holder. Figs. 2, 3, 4, 5, and 6 show the different modes of terminating the ends of the veil-holder.

Similar letters of reference indicate corresponding parts in the several figures.

The object of this invention is to enable a lady to apply a veil to her head by means of a self-acting elastic fastening which will hold the veil securely in its place and afford a more convenient and comfortable attachment than strings, pins, or other fastenings which have hitherto been used.

The nature of my invention consists in a round or flat strip of steel or other spring material, covered or uncovered, and provided on its ends with balls or other enlargements or eyes, said strip being made of a suitable length and adapted for attachment in any suitable manner to the edge or other part of the veil, so that when such veil is applied to the head or bonnet the said strip will embrace and cling closely thereto by its spring action, as will be hereinafter explained.

The following is a description of the best means known to me for carrying my invention into effect.

In the accompanying drawings, Fig. 1, I have represented a veil, *a*, applied to the back part of the head and confined in place by my improved fastening, embracing the roll of hair. In this instance the spring-strip *b* is attached to the edge of the veil by inserting it through a hem formed thereon, and balls or acorns *c* are formed on or secured permanently to the ends of said strip to keep the veil in place on it, and also to prevent the acute ends of this strip from entangling with the hair or injuring the head. Instead of thus attaching the spring-strip permanently to the veil, it may be used

by adjusting the veil upon the head in any suitable manner and then applying the strip upon the head at any convenient point, so as to embrace and hold the veil between its ends.

In Fig. 2, *b* represents a spring of steel or other spring metal, made of round, square, half-round, or flat metal, and tempered, after being cut the proper length, so that its ends will spring together when unrestrained, as shown in Figs. 2, 3, 4, 5, or as shown in Fig. 6. To the ends of this strip *b* balls *c c*, made of any suitable substance, are permanently secured, which are intended to keep a veil in place upon the strip, also to prevent the ends of the strip from pressing inconveniently upon the head, and also to afford ornamental finish. In Fig. 3 acorns *c c*, instead of balls, are represented as permanently secured to the ends of the strip *b*. Fig. 5 shows loops or eyes *c² c²* formed on the ends of a strip of flattened or round metal by bending the ends of the strip, as shown, and Fig. 4 shows eyes formed on the ends of a strip of flat or round metal by flattening and rounding the ends of the strip and perforating the flattened portions. Fig. 6 shows strip with balls or knobs upon its ends, which may be made of india-rubber or other suitable substance, and confined in place by braiding or other suitable covering, inclosing them, as well as the strip.

In practice I prefer to make the fastenings of narrow strips of steel, with knobs on their ends, and to cover the strips by braiding or otherwise; but I do not confine myself to the covering of the strips, as they will be covered by the casing or hem of a veil when inserted therein, so that the metal will not be exposed.

Instead of metal, my improved veil holder or protector may be made of hardened india-rubber or gutta-percha, covered or uncovered.

Having described my invention, what I claim as a new and improved article of manufacture, and desire to secure by Letters Patent, is—

A self-fastening veil-holder, *b*, made of spring material, having its ends terminated by eyes or knobs, as described.

S. M. MEYENBERG.

Witnesses:

A. M. STIRLING,
MATTHIAS BANTA.