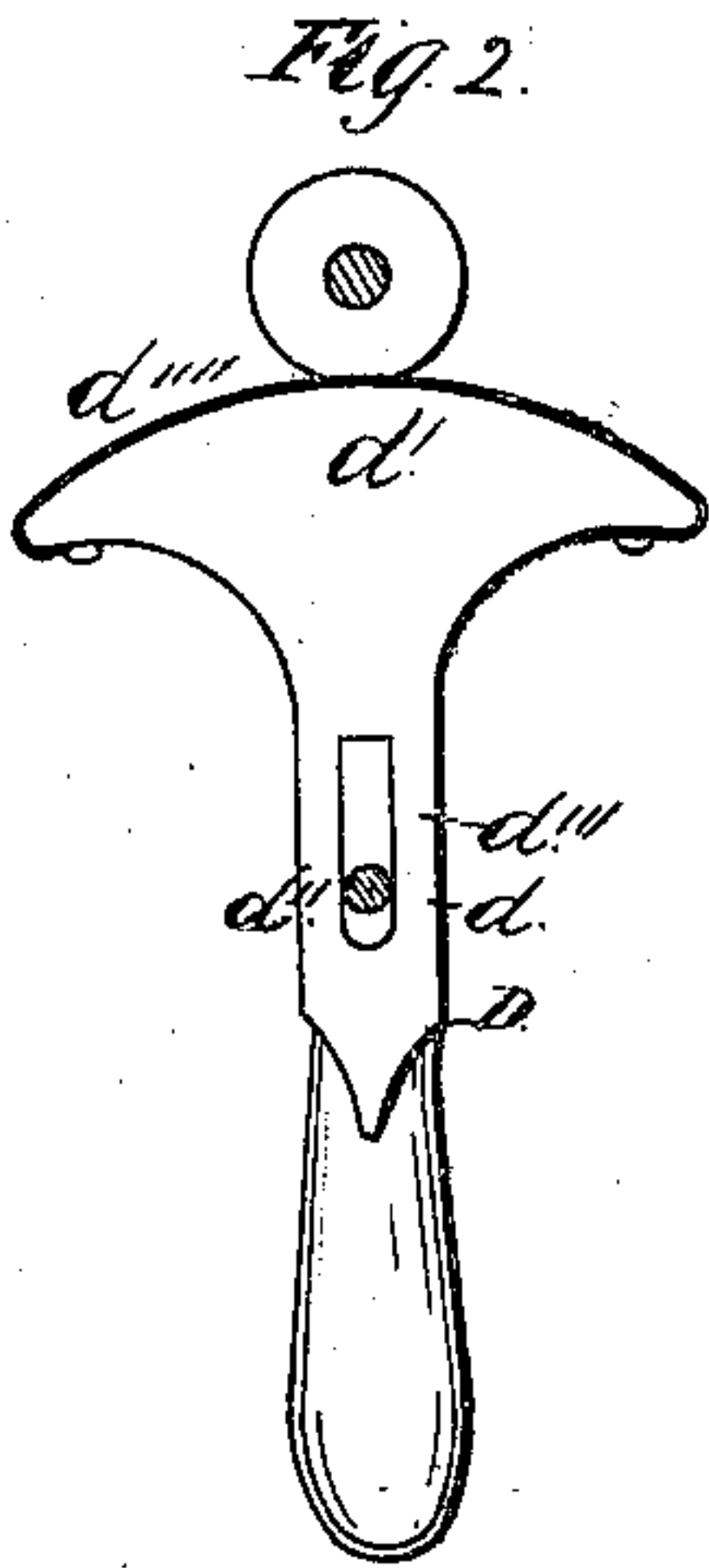
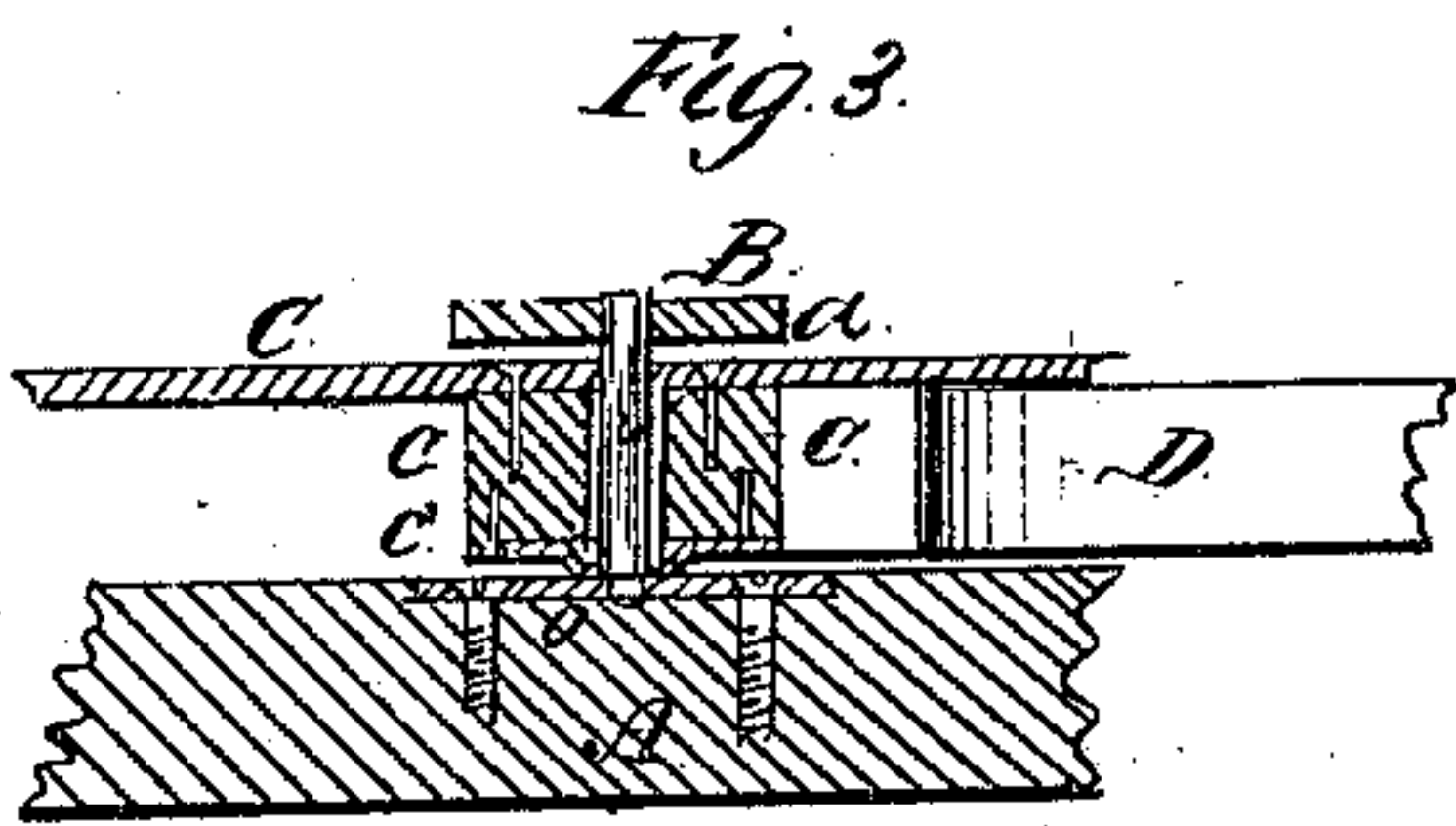
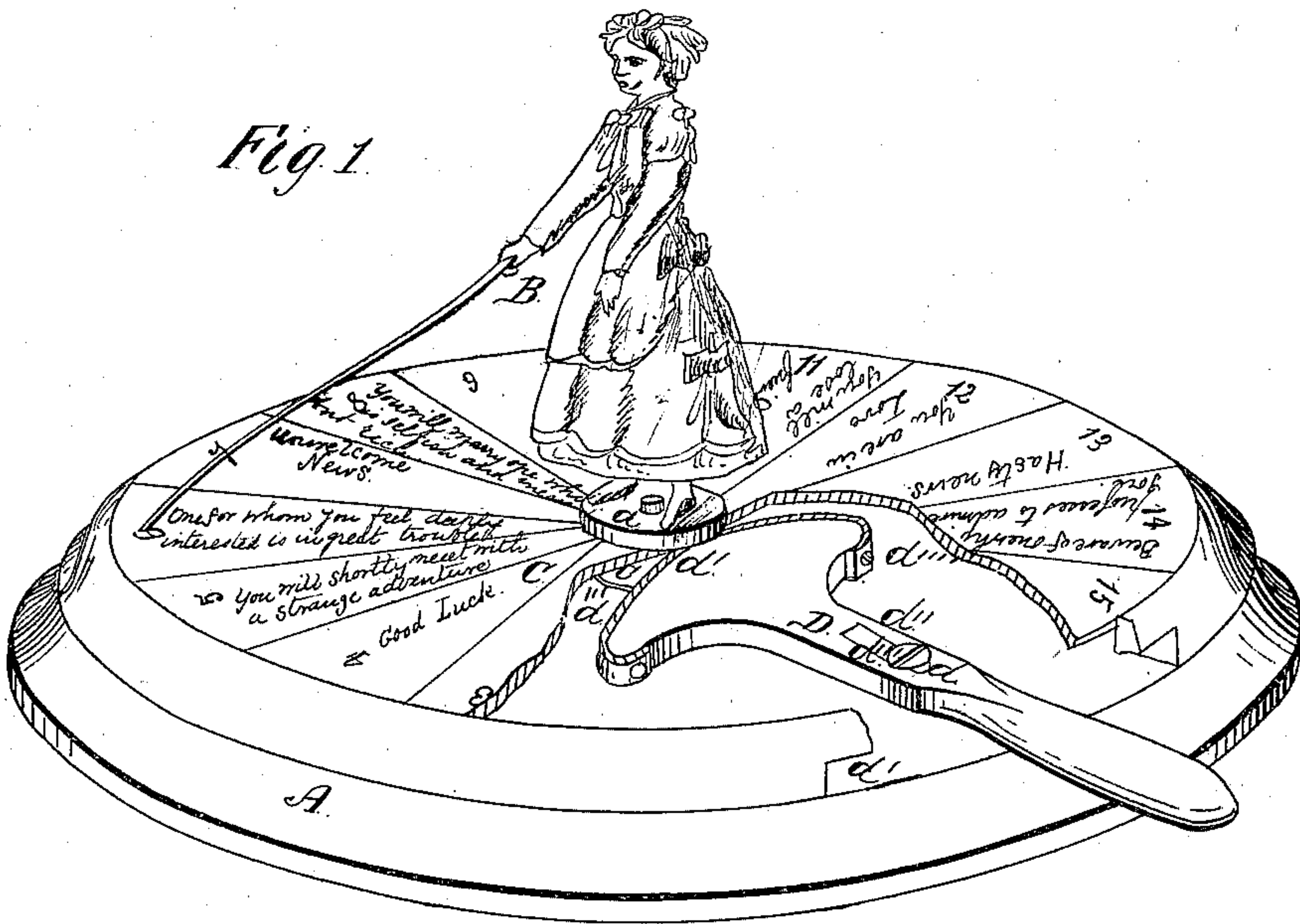


Parlor Game.

No. 88,756.

Patented Apr. 6, 1869.



Witnesses
Charles Bauer
D. E. Harlow

Inventor
Eugene Fump-
By Frank Millward
attorney



EUGENE TRUMP, OF CINCINNATI, OHIO, ASSIGNOR TO HIMSELF
AND LEANDER DETWILER.

Letters Patent No. 88,756, dated April 6, 1869.

IMPROVED PARLOR GAME.

The Schedule referred to in these Letters Patent and making part of the same.

To all whom it may concern:

Be it known that I, EUGENE TRUMP, of Cincinnati, Hamilton county, State of Ohio, have invented a certain new and useful Improved Device for Parlor Game; and I do hereby declare the following to be a sufficiently full, clear, and exact description thereof, to enable one skilled in the art to which my invention appertains, to make and use it, reference being had to the accompanying drawings, making part of this specification.

My invention relates to that class of devices for home-amusement, which embody a revolving card, printed or marked with numbers, and "fortune-telling" inscriptions, and provided with a pointer, to indicate the number or inscription, when the card stops; and

My invention consists in the peculiar construction, attachment, and mode of operation of the device for revolving the card.

In the accompanying drawings—

Figure 1 is a perspective view, partly in section, of a device embodying my invention.

Figures 2 and 3 exhibit detached views of the device for operating the revolving card.

A is the base, or frame, within which the revolving card, or plate is journaled.

B is the pointer, which is permanently secured to the base, A, by fitting tightly on the projecting pin *a*, which is rigidly secured to the base, A, in the manner shown.

The revolving plate C is fitted to rotate freely on the pin *a*, and is provided with a hub, *c*, on its under side, the hub being also connected to a plate, *c'*, which is journaled on the pin *a*.

An arm, D, is pivoted to the base, A, at *d*, which is shaped to form a segment of a circle, at *d'*, concentric with the pivot *d*.

A slot, *d''*, is provided in the arm, for the insertion of a piece of India rubber, *d'''*, between the pivot and segment, for the purpose of pressing the segmental face tightly against the hub *c* of the plate C.

The curved face is provided with an India-rubber tire, or covering, *d''''*, which serves the important purpose of hugging the hub *c* closely, and preventing slipping.

A slot, *a'*, is cut in the base, A, by which the motion of the arm D is limited.

Operation.

The arm D is pulled in either direction, until it is stopped by the sides of the slot *a'*, when the segmental arc will have travelled so far as to break connection with the hub *c*, and the plate C will be left to revolve freely.

When the plate stops, the number or inscription will be indicated by the pointer B.

I claim herein as new, and of my invention—

The arm D, faced with rubber *d'''*, and provided with spring *d''*, in the described combination with the hub *c* of the revolving plate C, operating in the manner and for the purpose described.

In testimony of which invention, I hereunto set my hand.

EUGENE TRUMP.

Witnesses:

CHARLES E. CALLAHAN,
CHAS. BAUER.