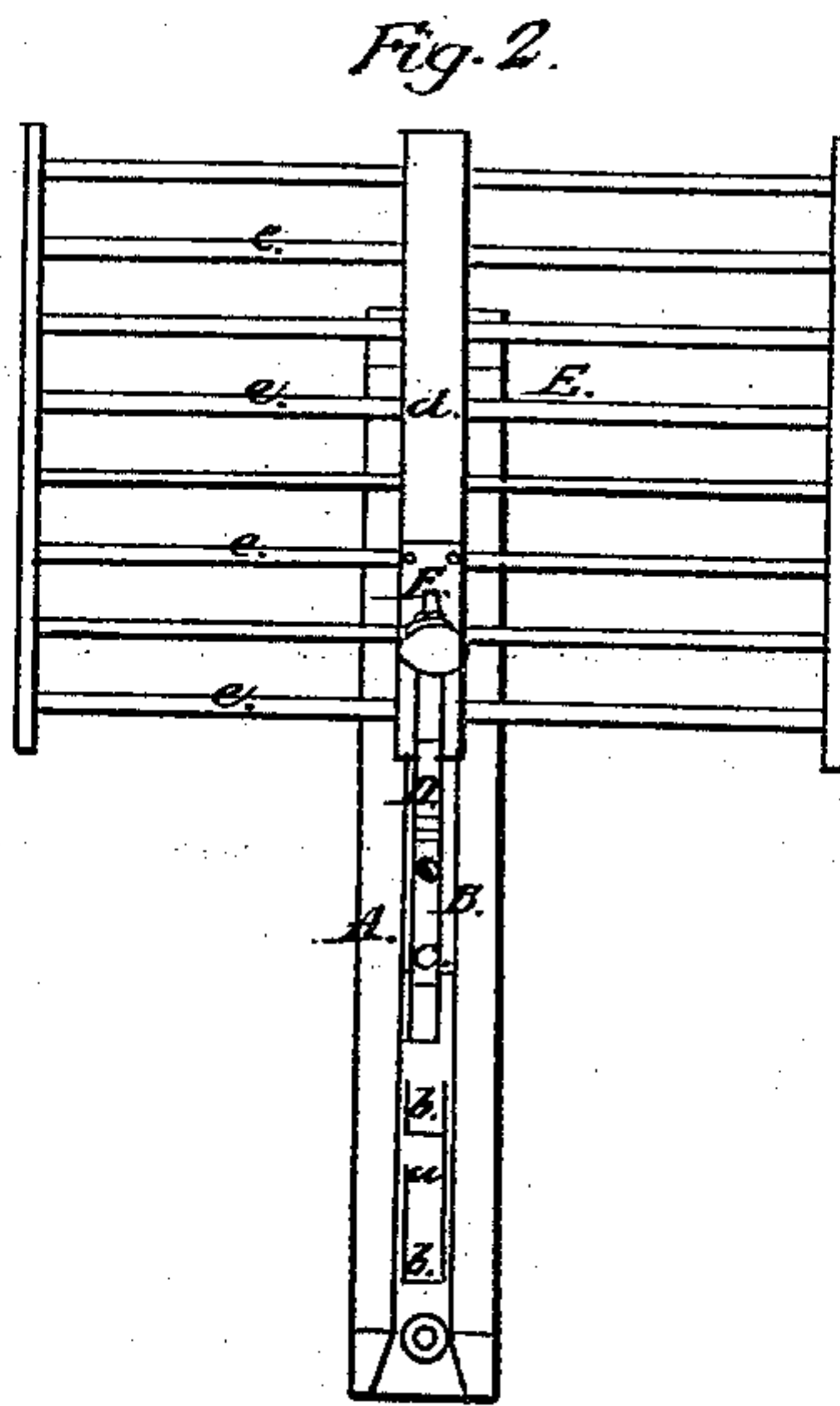
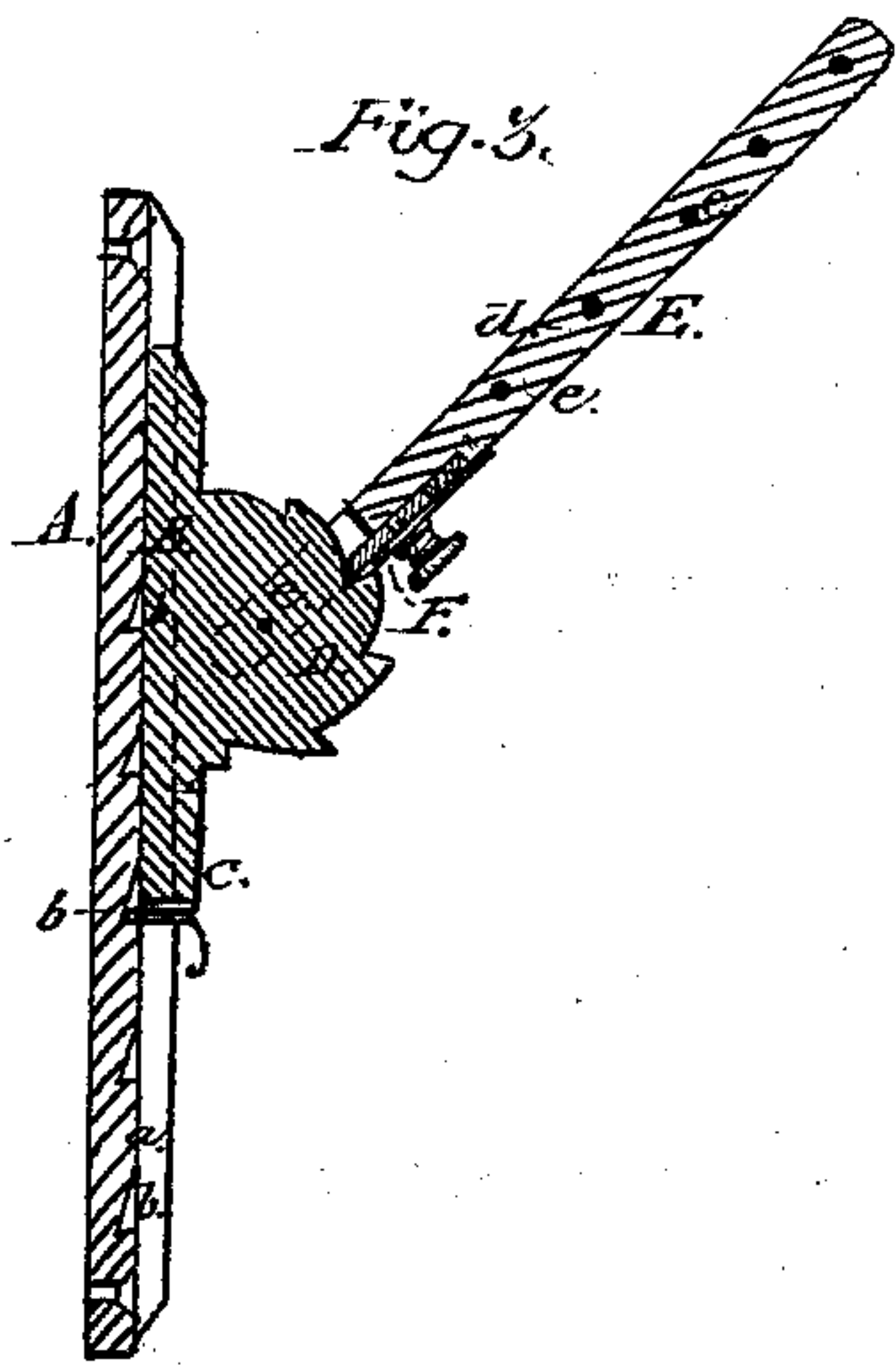
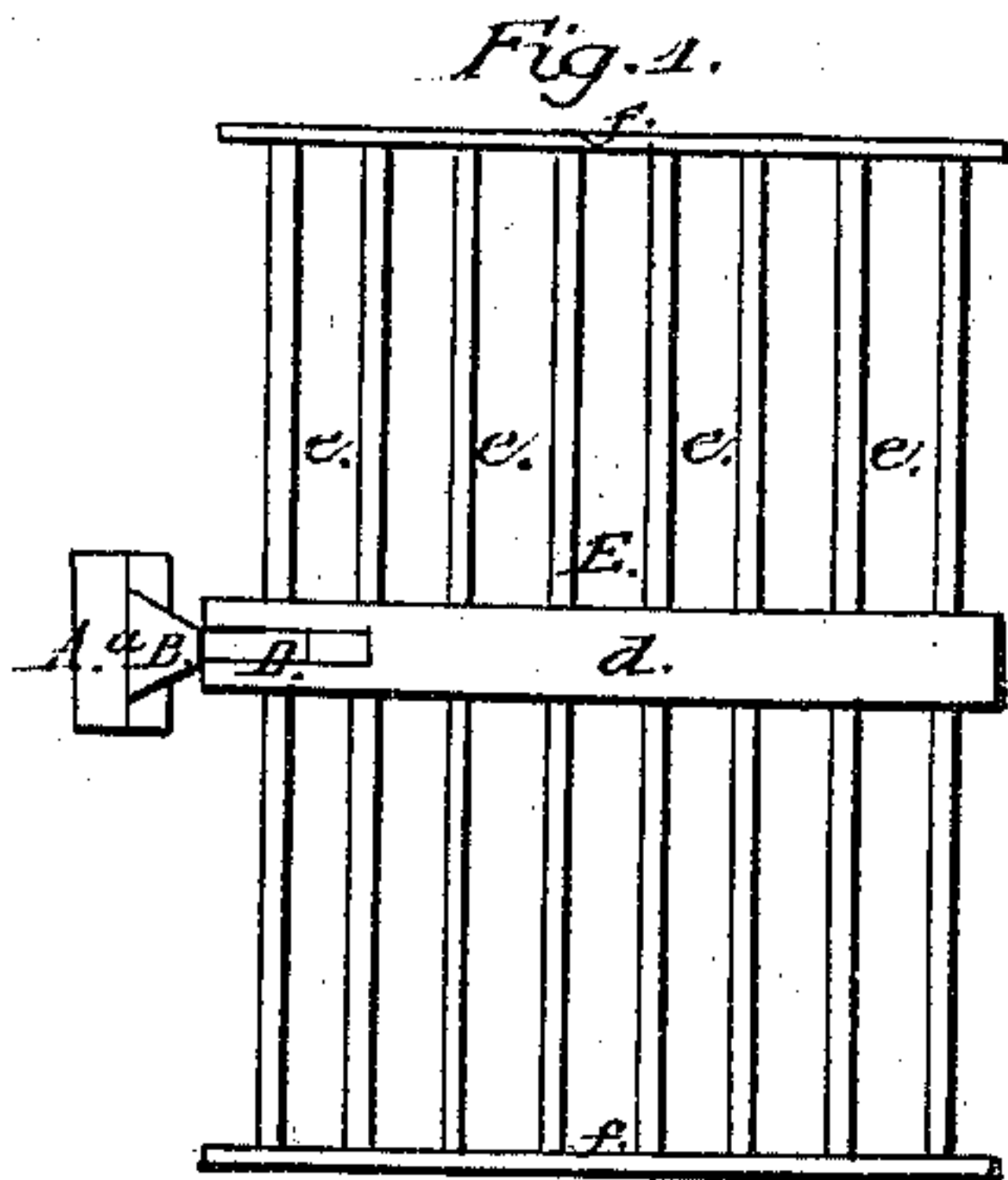


Hawse & Shippy.

Clothes Drier.

N^o 88,631.

Patented Apr. 6, 1869.



Witnesses:
S. N. Piper.
J. W. Snow.

A. P. Hawse & G. R. Shippy.

by their attorney
R. H. Eddy



ASA P. HAWSE AND G. R. SHIPPY, OF WOLCOTT, VERMONT.

Letters Patent No. 88,631, dated April 6, 1869.

IMPROVED CLOTHES-DRIER.

The Schedule referred to in these Letters Patent and making part of the same.

To all persons to whom these presents may come:

Be it known that we, ASA P. HAWSE and G. R. SHIPPY, of Wolcott, in the county of Lamoille, and State of Vermont, have invented an Improved Clothes-Drier; and do hereby declare the same to be fully described in the following specification, and represented in the accompanying drawings, of which—

Figure 1 is a top view;

Figure 2, a front elevation; and

Figure 3, a vertical section of it.

In the said drawings—

A denotes a bracket, or strip, of wood or metal, grooved lengthwise, the groove *a* being dovetailed, and provided, on its inner surface, with a rack, or series of notches *b b b*.

Within this groove is a dovetailed slide-bar, B, provided with a spring-catch, C, to enter either of such notches, and thereby hold the bar B at any desirable elevation within the bracket A, it being intended for such bracket, when in use, to be applied vertically to a wall or a fence, or other proper object.

There projects from the slider B, a segmental ratchet, D, to whose centre, a clothes-hanging frame, E, is pivoted, that is to say, the middle bar *d*, of such frame is forked, and straddles the ratchet, and has the lower round bar of the series *e e e* of bars of the frame carried through it and the ratchet.

The frame E is composed of three parallel bars, *f d f*, and the series of round bars *e*, the latter being extended through and fixed to the bars *f d f*, at right angles to them.

A spring-latch, F, fixed to the middle bar of the frame E, operates against the periphery of the ratchet, and with the teeth thereof, serves to hold the frame E in either a horizontal, an inclined, or a vertical position, as circumstances may require.

By means of the devices for supporting the clothes-frame, it, after having been supplied with one or more wet articles to be dried, by exposure to the atmosphere, may be raised to any desirable elevation, and there may be maintained in either a vertical, horizontal, or inclined position, as may be most convenient for the support and drying of the articles.

We claim the notched and grooved bracket, or bar A, the slider B, the spring-catch C, the segmental ratchet D, the spring-latch F, and the clothes-frame E, as arranged and combined, substantially in manner and so as to operate as specified.

ASA P. HAWSE.
G. R. SHIPPY.

Witnesses:

J. C. TAYLOR,
GEO. H. WRIGHT.