

J. C. Mahaffey.

Horse Collar.

No. 88,312.

Patented Mar. 30, 1869.

Fig. 3.

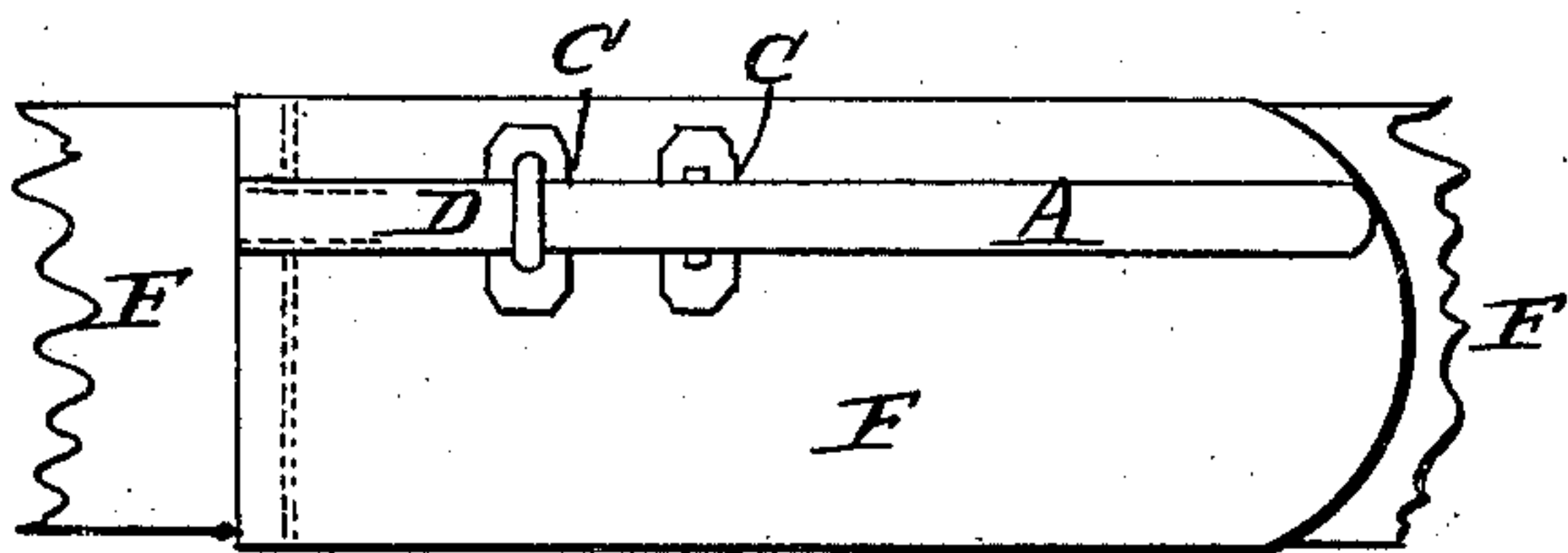


Fig. 1.

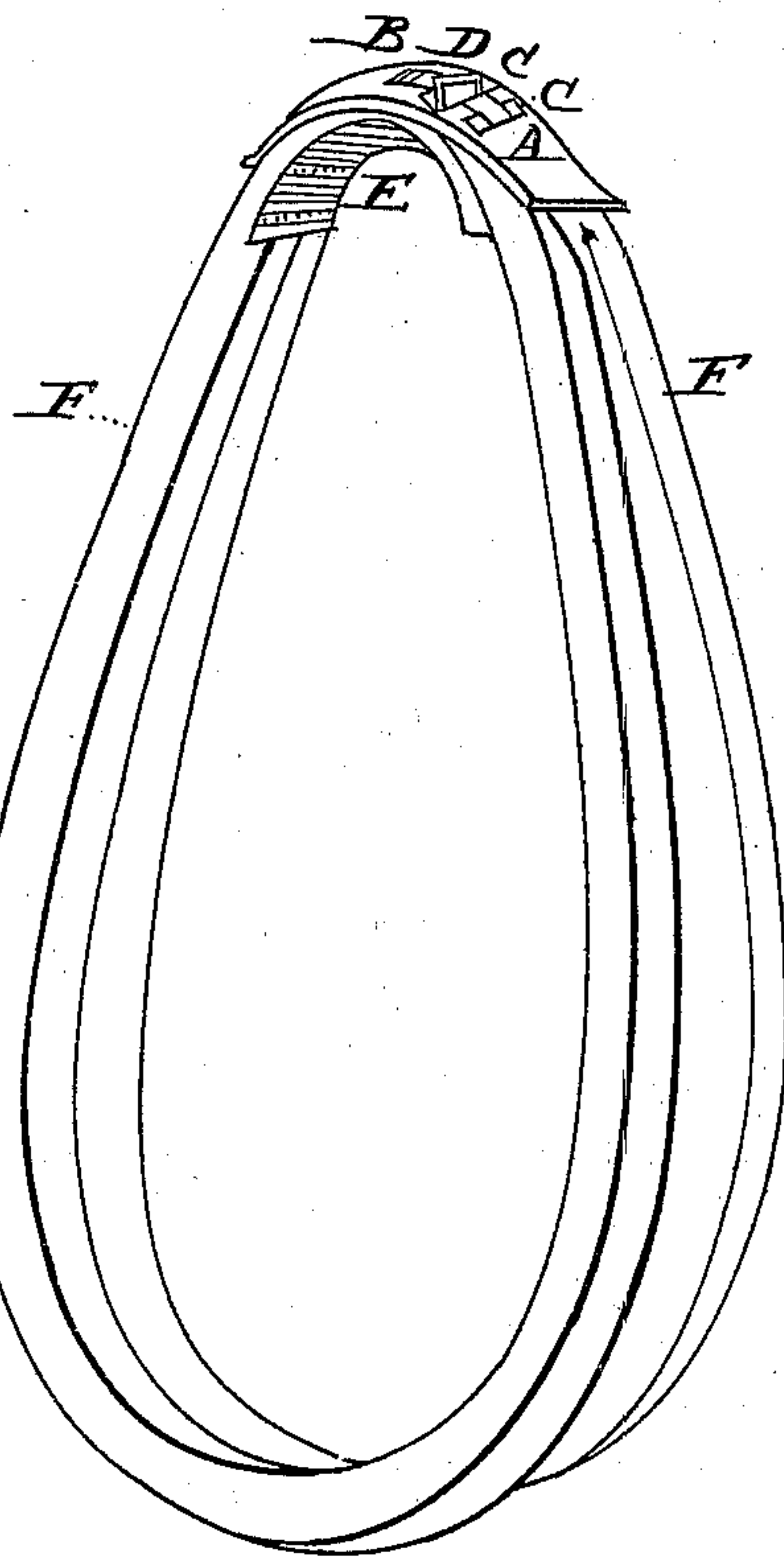
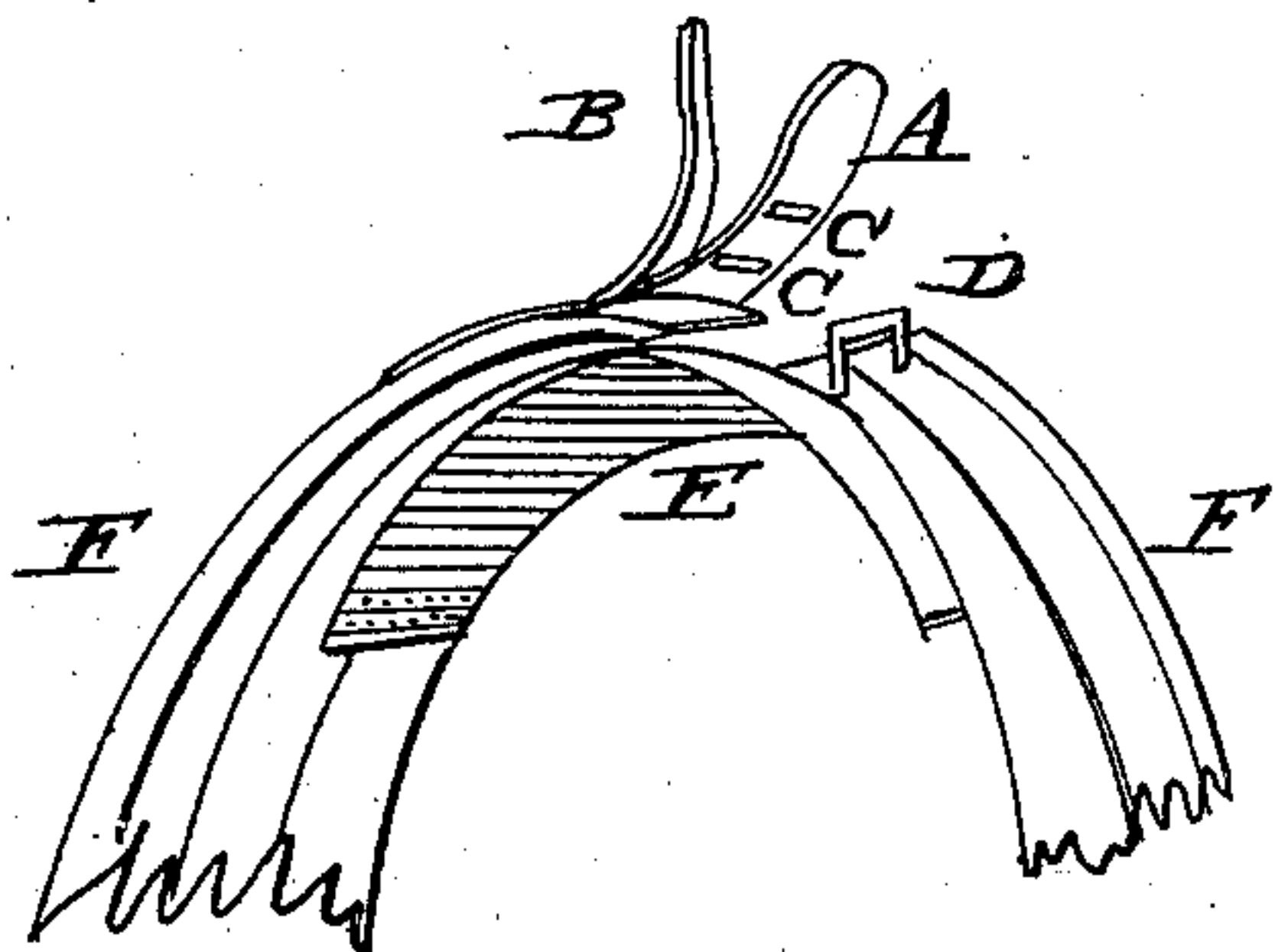


Fig. 2.



Witnesses:

A. J. Harsh

W. B. Richards

Inventor:

J. C. Mahaffey



J. C. MAHAFFEY, OF LITTLE YORK, ILLINOIS.

Letters Patent No. 88,312, dated March 30, 1869.

IMPROVEMENT IN HORSE-COLLARS.

The Schedule referred to in these Letters Patent and making part of the same.

To all whom it may concern:

Be it known that I, J. C. MAHAFFEY, of Little York, in the county of Warren, and State of Illinois, have made an Improvement in Horse-Collars; and I do hereby declare that the following is a full, clear, and exact description thereof, which will enable others skilled in the art to make and use the same, reference being had to the accompanying drawings, forming part of this specification.

This invention relates to a new and improved arrangement for fastening, or securing open-ended horse-collars, and the invention consists in providing a suitable device whereby the collar may firmly be secured, by means of a simple strap in connection therewith, furnishing at once a cheap and durable fastening, at the same time, one that may be easily fastened or unfastened, and will admit of being varied, to suit the size of different horses' necks.

Letter F, Figure 1, represents an ordinary horse-collar.

Letter E, Figures 1 and 2, represents a flap, sewed to one end of the collar on the inside, and loose at the other.

Letter A, figs. 1 and 2, represents a flap, sewed to one end of the collar, on the outside, and extending over the other end.

c c represent holes cut in the flap A, laterally. These holes may be protected or not, by plates of metal.

D represents a staple, attached to the outside and end of the collar, opposite the end to which the flap A is attached.

B represents a strap, attached at one end to the outside of the flap A, at the point where flap A is attached to the collar.

Similar letters of reference in the above description refer to corresponding parts in the perspective view, fig. 1, the sectional view, fig. 2, and the top plan, or view, Figure 3.

The manner of operating this collar is thus:

The top being open, as at fig. 2, the collar is placed in position on the horse's neck. Then, being drawn together at the top, the flap A is brought over, and that one of the holes *c c* slipped over the staple D, which gives the right size, or fit. The strap B is next drawn through the staple D, thus securing the ends of the collar firmly at the top, at the same time affording a cheap, substantial fastening—one easier operated than any heretofore, and one which leaves the leather in a shape to turn the water in a rain-shower from running down inside of the collar.

One main feature in this invention is, that while it is simple in construction, it is still capable of holding the collar firmly together at the top.

Having thus described my invention,

What I claim as new, and desire to secure by Letters Patent, is—

In a horse-collar, the combination of the tongue B, and eyed flap A, arranged to operate with the staple D, as shown, and for the purposes described.

J. C. MAHAFFEY.

Witnesses:

A. J. HARSH,
W. B. RICHARDS.