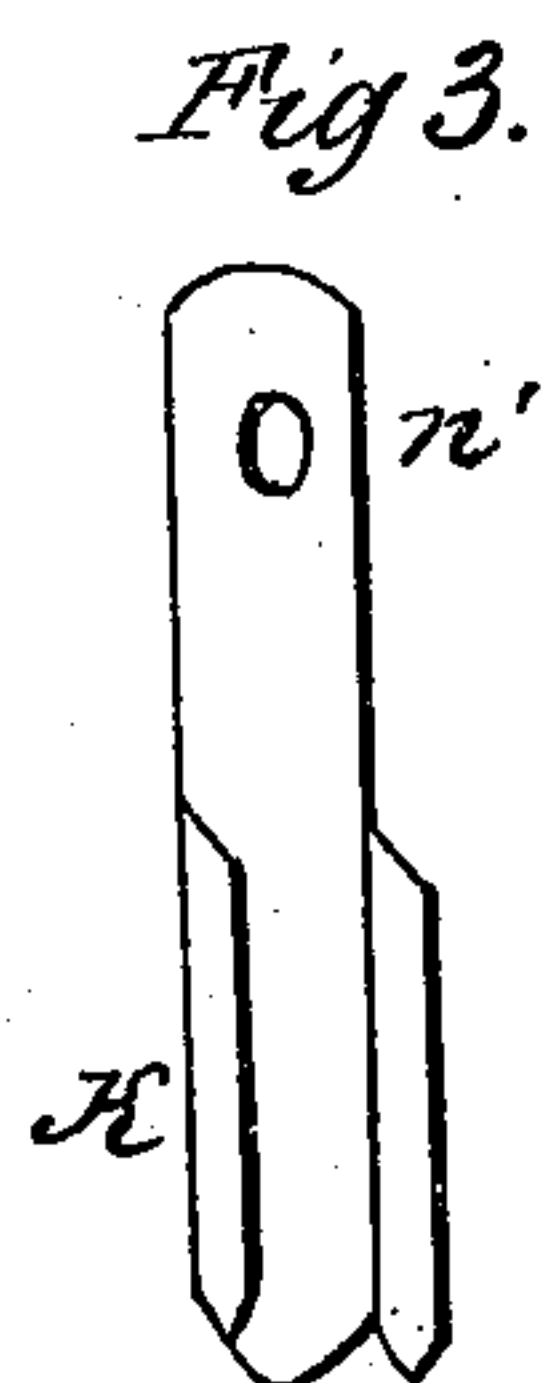
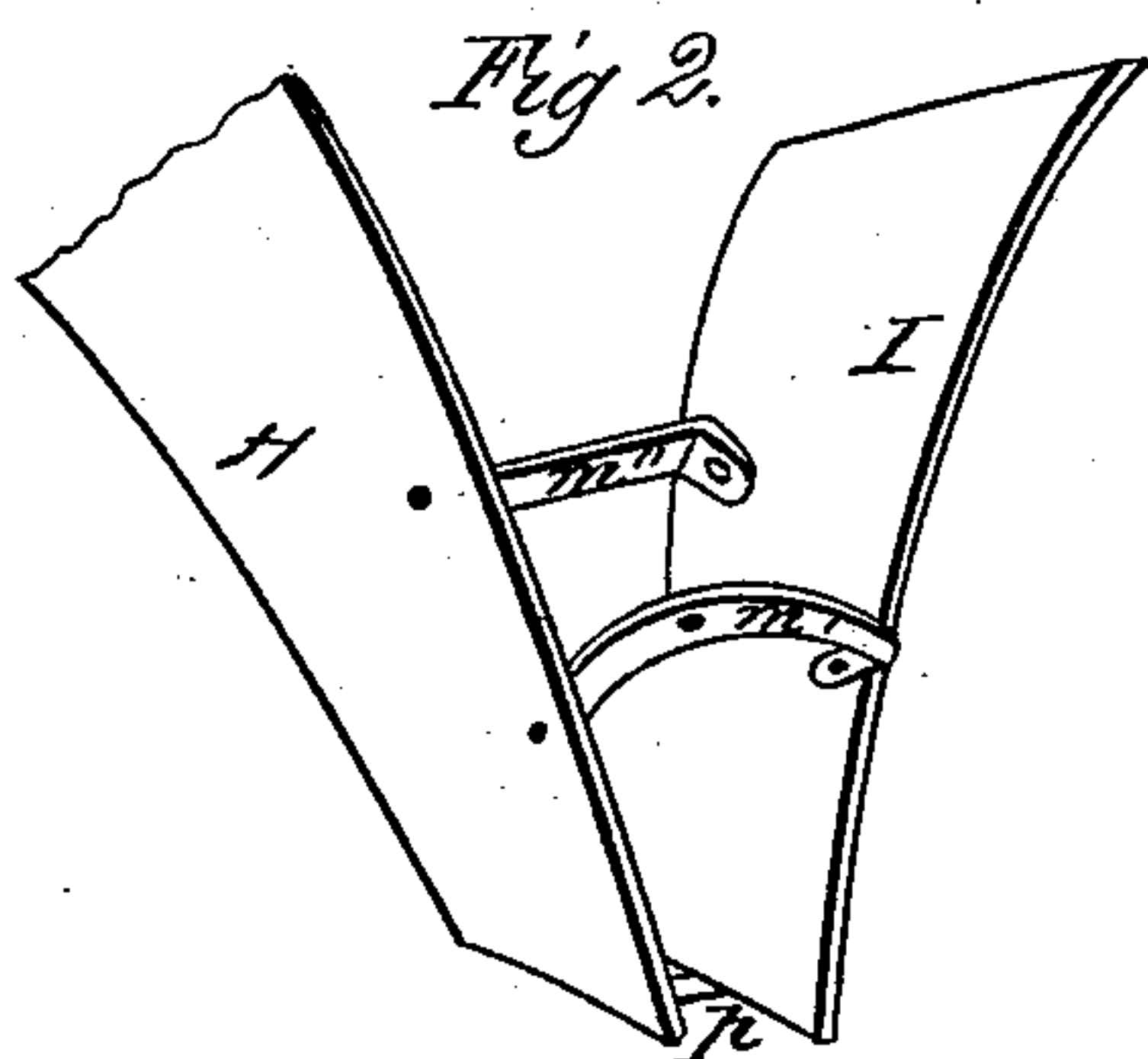
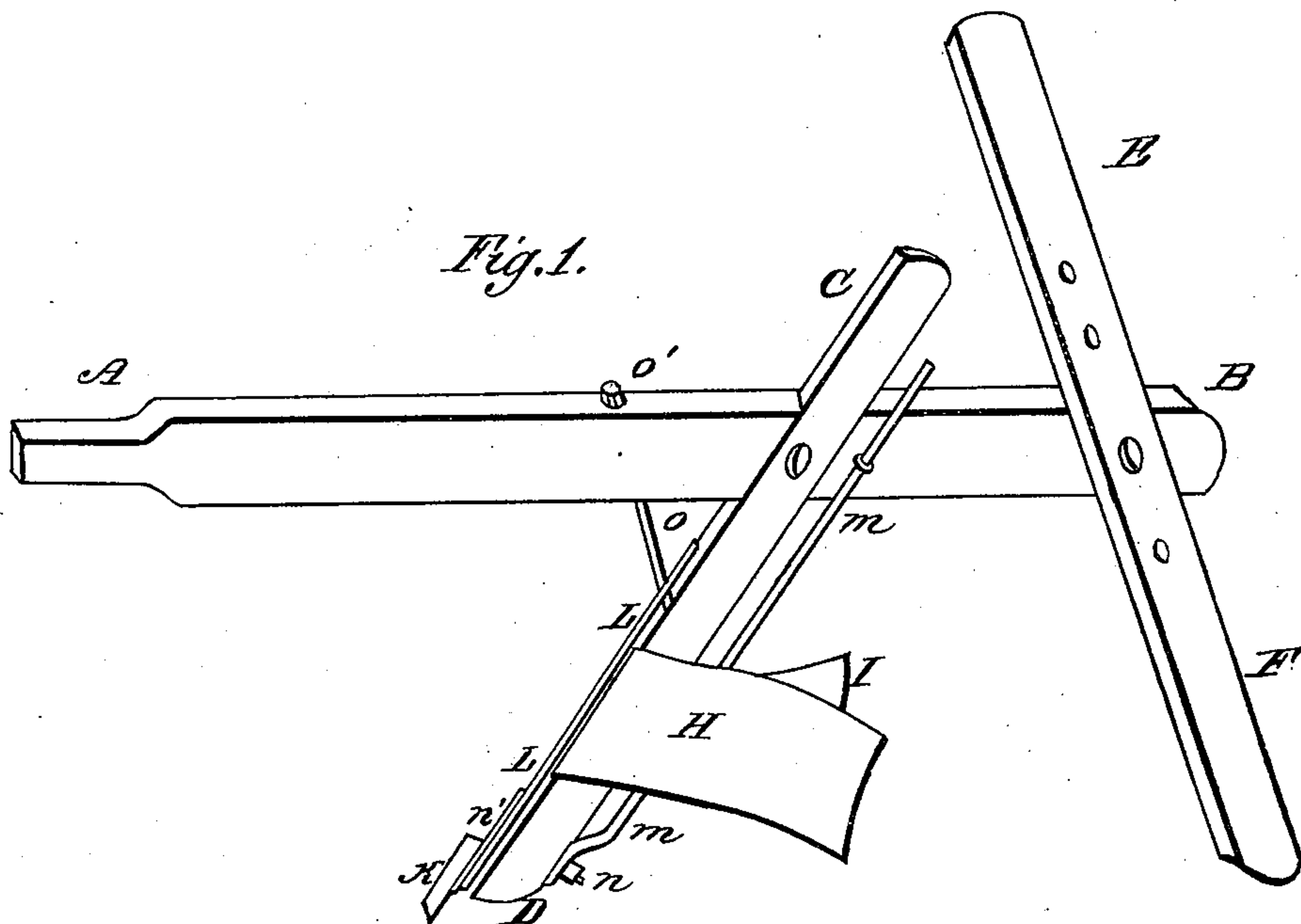


W. West.
Ditching Plow.

N^o 87,892.

Patented Mar 16, 1869.



Witnesses.

Chas Werbe
F. Hergsch.

Inventor.
Washington West
By C. E. McDonald atty

United States Patent Office.

WASHINGTON WEST, OF PECKSBURG, INDIANA.

Letters Patent No. 87,892, dated March 16, 1869.

IMPROVEMENT IN DITCHING-PLOW.

The Schedule referred to in these Letters Patent and making part of the same.

To all whom it may concern:

Be it known that I, WASHINGTON WEST, of Pecksburg, in the county of Hendricks, and in the State of Indiana, have invented an Improved Ditching-Machine; and I do hereby declare that the following is a full, clear, and exact description thereof, reference being had to the accompanying drawings, and to the letters and figures of reference marked thereon.

The nature of the invention consists in the construction and use of the various parts of the ditching-plow, hereinafter described.

Said device to be made of wood, iron, or any other suitable materials.

To enable others skilled in the art to make and use my said invention, I proceed to describe it more fully, as follows:

Figure 1, of the accompanying drawings, is a view of the plow.

E F is a guide, bolted on to the beam of the plow, and made adjustable by means of convenient holes.

H and I are mould-boards, represented in detail by Figure 2.

K N, the cutter, represented in detail by Figure 3.

M M is a cylindrical rod, upon which the mould-boards H and I slide.

L L, a sheet-metal shield, which guides the dirt on to the mould-boards H and I.

A B C D, the wooden frame of the plow.

All these various parts to be in their proper places, as represented respectively by their appropriate letters in said fig. 1.

To use my said invention, the horses are hitched on at A, by means of a common clevis and double-trees, and the guide E F adjusted to the proper depth of the ditch.

Then, by plowing with it, it will be found, that owing to the shape of the cutter, it will cut a shallow ditch. The mould-boards H and I running on the ground, will receive the dirt as it comes up on the guide L L, and throw it to the side of the ditch.

The second cut will make the ditch deeper, and the third, still deeper, and so on until the ditch is of the desired depth.

The mould-boards H and I, moving upward on the slide M M, will always run on the top of the ground, and so always receive the dirt from the shield L L, and throw it outside of the ditch.

What I claim, and desire to secure by Letters Patent, is—

The improved ditching-plow herein described, when the same is constructed, in its said several parts, and used in the way and for the purpose substantially as herein set forth.

In testimony that I claim the foregoing specification, I have hereunto set my hand, this 30th day of April, 1868.

WASHINGTON WEST.

Witnesses:

J. J. WILLS,

C. T. LAWRENCE.