

Demore & Cook.

Supporter.

No. 87,648.

Patented Mar. 9, 1869.

Fig. 1.




Fig. 2.

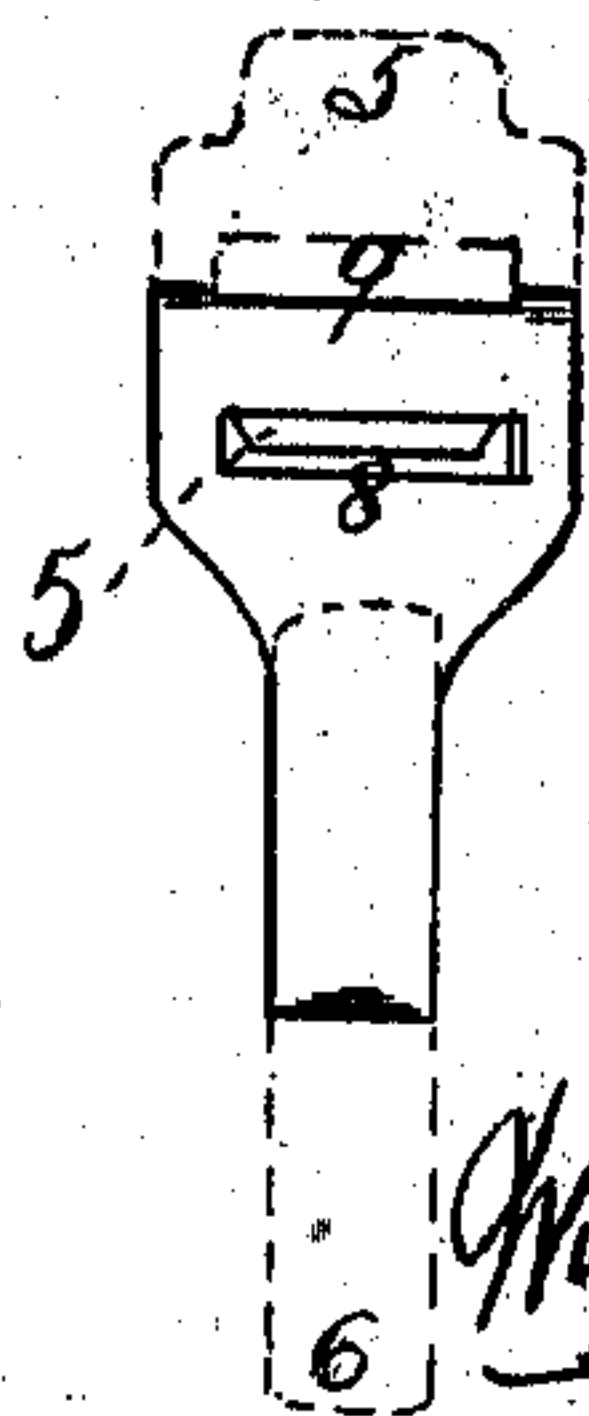


Fig. 3.

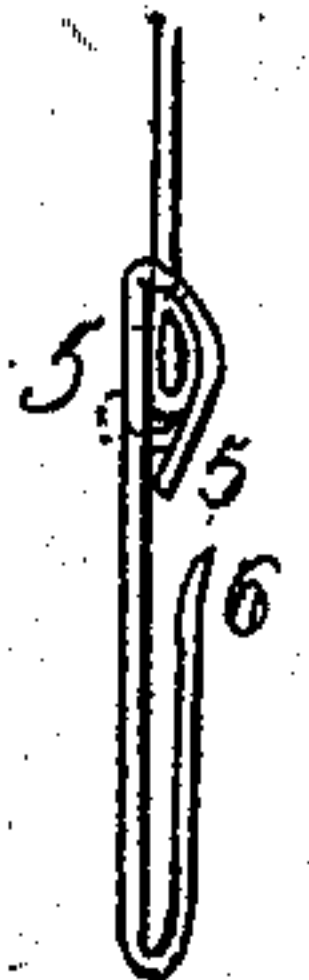
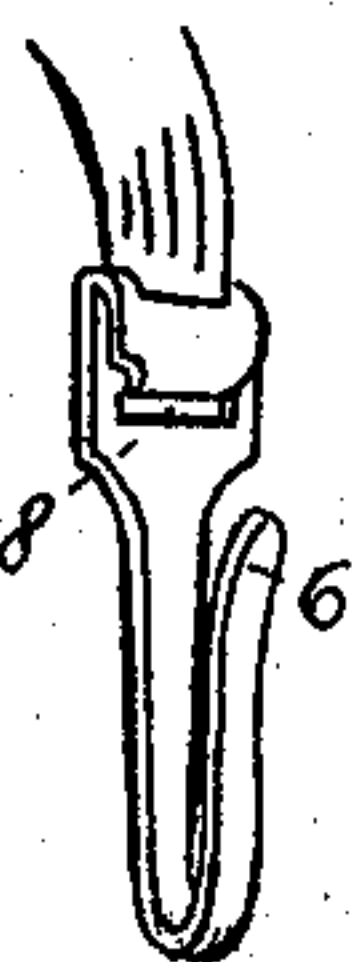


Fig. 4.



E. L. Demore

W. G. Cook

Witness
Charles H. Smith
H. C. Wilcox

United States Patent Office.

E. L. DEMOREST AND W. G. COOK, OF NEW YORK, N. Y.

Letters Patent No. 87,648, dated March 9, 1869; antedated March 5, 1869.

BRACE AND SUSPENDER COMBINED.

The Schedule referred to in these Letters Patent and making part of the same.

To all whom it may concern:

Be it known that we, Madame E. L. DEMOREST, of the city, county, and State of New York, and W. G. COOK, of the same place, have invented a new and improved "Shoulder-Brace and Suspenders Combined;" and we do hereby declare that the following is a full, clear, and exact description of the same, reference being had to the drawing annexed.

Our said invention consists in the use of two arm-loops, each formed of a single piece of webbing, and each terminating in two lobes, as hereinafter described, in combination with cross-ties, which are provided with a supplementary suspender, as hereinafter set forth, by which the action of the suspenders as a shoulder-brace is governed by the pendent weight attached to the suspenders, thus embodying in the article a capability of self-adjustment.

To enable others to make and use our invention, we will proceed to describe the same.

Referring to the drawing annexed, wherein the marks of reference correspond in all the figures—

Figure 1 is a view of the article as worn, showing part of a human figure.

Figures 2, 3, 4, are views, in different positions, of the hook by which the suspenders are attached to the skirt.

A is a single piece of webbing, forming a suspender, to the ends of which, hooks 1, 2, 3, are fastened, to attach to the skirt to be supported.

The shape of the suspender is novel, being carried from the front, under the arm, and over the shoulder, then down in front, under the arm again, and toward the back, the upper back part terminating in front, at 1, and the upper front part terminating behind, and sewed fast at the crossing *x*, under the arm, forming a complete loop.

This is one of a pair, the other of which is partially concealed in the drawing by the position of the figure.

The shoulder-braces are formed by means of cross-ties, C D, which are usually of elastic webbing like the suspenders, and are fastened to the upper part or arm-loop of the latter, formed as before stated.

These four parts (two suspenders and two cross-ties) form together one of the simplest, easiest-setting, most

comfortable, and cheapest-made "shoulder-braces and suspenders combined" that have ever been known.

In order, however, further to provide for the efficiency of the article, we make it, in a measure, self-adjusting by fastening to the cross-ties C D a supplementary suspender, E, which is also provided with a hook, 3, to attach to the skirt. This may be a trifle shorter than the others, A A, so that the cross-ties in wear will be slightly bent downward, which will have the effect of drawing more or less upon the loops A of the suspenders, tightening them against the shoulders.

A further and important office of the suspender E is to prevent a tendency of the cross-ties to crawl up on the neck, which object is well accomplished.

We will now describe the peculiar form and construction of the hooks 1, 2, 3.

The said hooks are formed of sheet-metal, and before being bent into the hook-shape, as in fig. 3, would have substantially the form seen in fig. 1, the dotted lines showing the shape of the ends 5 6 before they are bent.

Figs. 2 and 3 show the hook in the second stage of progress.

The end of the webbing is now inserted double in the opening 9, in the manner shown in fig. 3, and the fastening of it in the hook completed by forcing the small end 5 through the opening 8, and then bending said end 5 upward on the back of the hook. Thus, the webbing is firmly secured. Being single in the opening 9, but double below, in the bight of the hook, it cannot be pulled out.

Having thus described the nature of our invention, What we claim as new, and desire to secure by Letters Patent, is—

The mode, substantially as described, of forming each arm-loop of the shoulder-brace into a suspender with two lobes, in combination with the cross-ties specified as connected with the supplementary suspender E, all substantially as and for the purposes set forth.

MME. E. L. DEMOREST.
W. G. COOK.

Witnesses:

EARLE H. SMITH,
H. C. WILCOX.