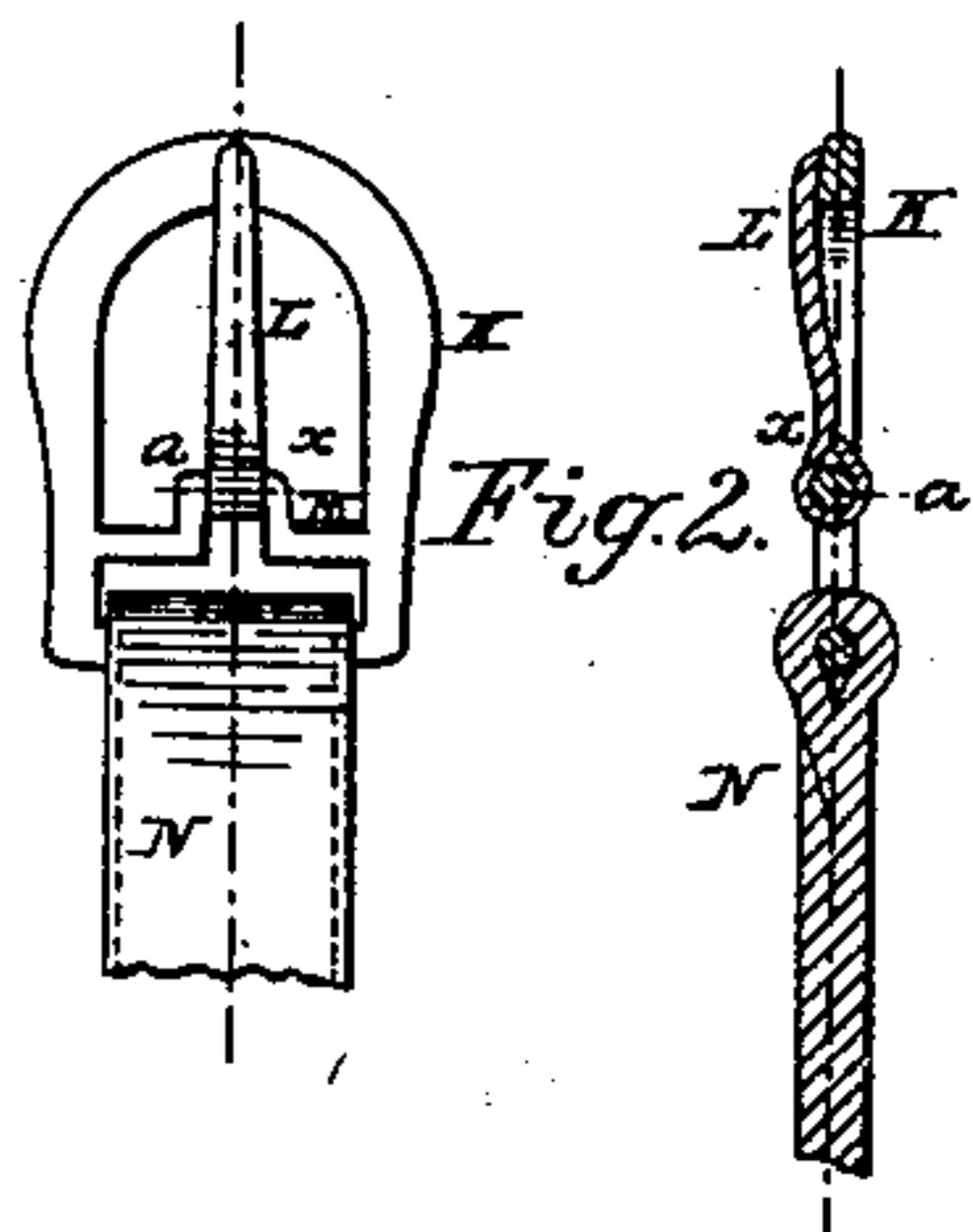
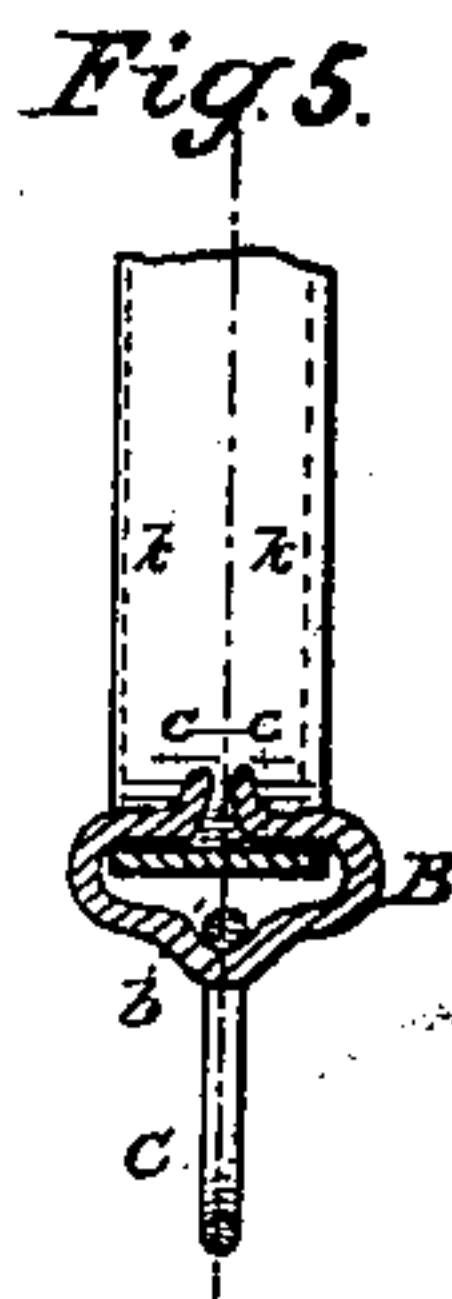
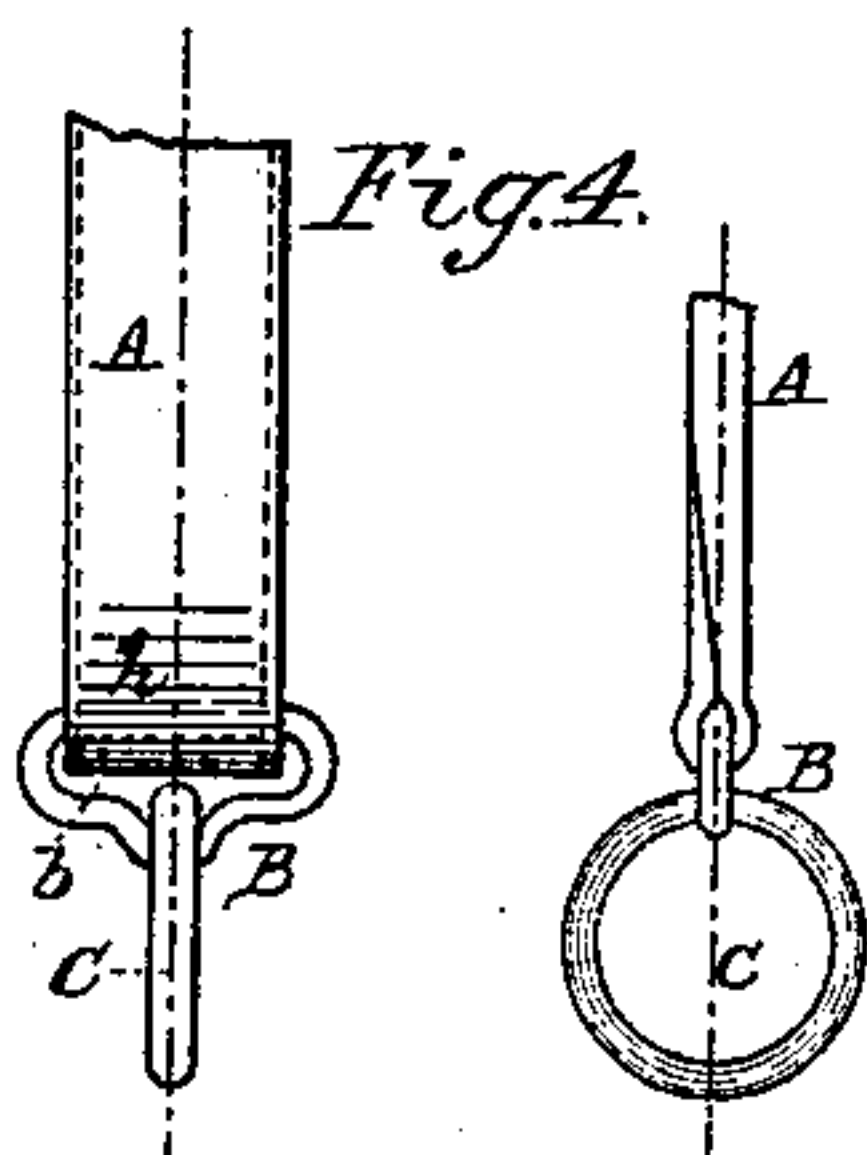
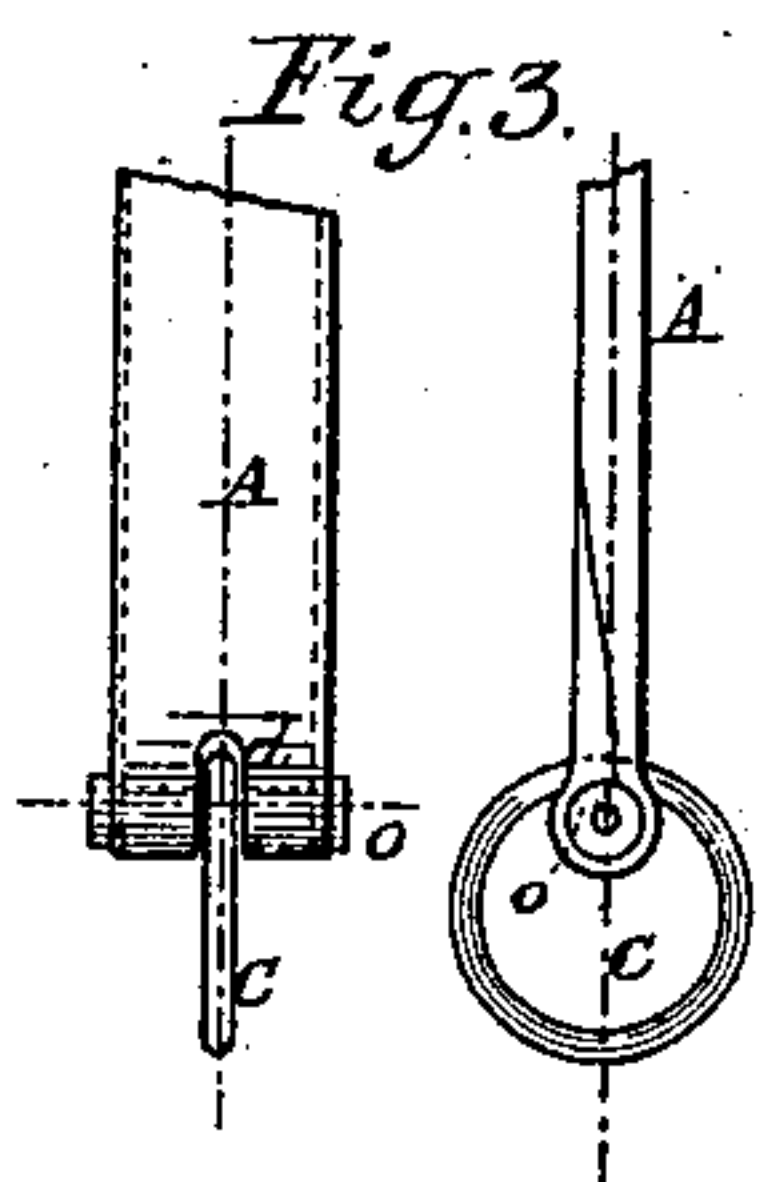
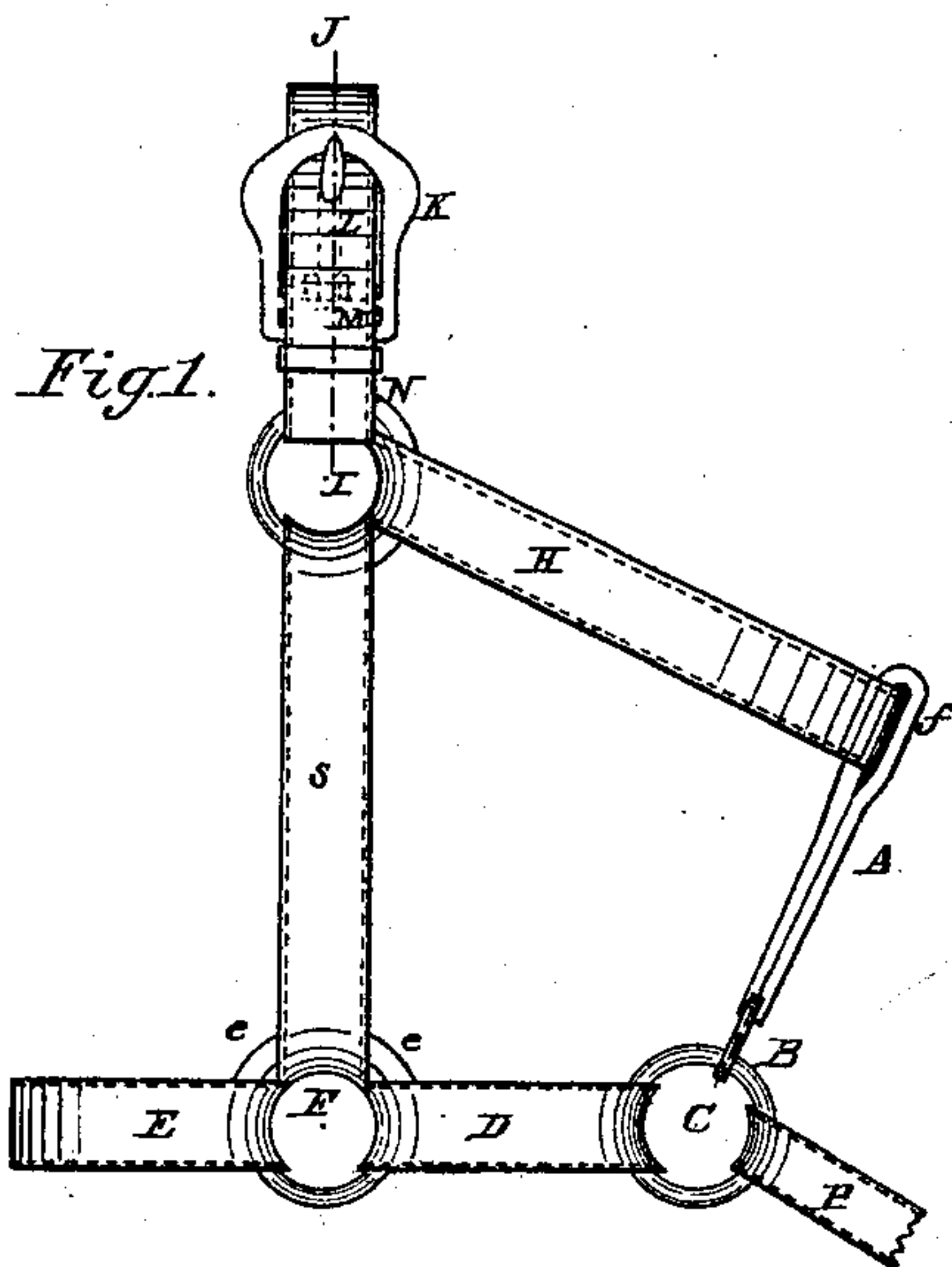


S. F. Cross.

Loop for Halter.

N^o 87,246.

Patented Feb 23, 1869.



Witnesses.
Ruth H. Abbott
E. A. Seibert

Inventor.
S. F. Cross.
By Job Abbott ATTORNEY.

United States Patent Office.

S. F. CROSS, OF CANTON, OHIO.

Letters Patent No. 87,246, dated February 23, 1869.

IMPROVED LOOP FOR HALTERS.

The Schedule referred to in these Letters Patent and making part of the same.

To all whom it may concern:

Be it known that I, S. F. CROSS, of Canton, in the county of Stark, and State of Ohio, have invented new and useful Improvements in Halters; and I do hereby declare that the following is a full, clear, and exact description of my invention, reference being had to the accompanying drawings, and to the letters of reference marked thereon, of which drawings—

Figure 1 is a view of a halter, with my improvements.

Figures 2 are front and sectional side detail views of the improved buckle.

Figures 3 are front and sectional side detail views, showing old mode of attaching ring to the throat-piece.

Figures 4 are front and sectional side detail views, showing my improved link for attaching ring to throat-piece.

Figure 5 is a sectional detail view, showing another form for same link.

My invention relates to certain improvements in the method of attaching rings to halters, by means of which no hole is made in the leather which materially weakens it, and the strain on the loop is made at its central point; and to attain these ends,

My invention consists in the employment of a loop, through the upper part of which the leather strap is made to pass, and afterward sewed; the lower end of said loop having an indentation at its central part, through which the ring passes, the latter being also sewed to the halter-strap.

To enable others skilled in the art to make and use my invention, I will proceed to describe its construction and application.

E and D, in fig. 1, are the nose-pieces, which are united by rings F F.

To these rings the cheek-pieces S S are attached, the leathers e e e serving to hold the said cheek-pieces at the proper angle with the nose-pieces E and D.

The rings I I are secured to the top of the cheek-pieces G G, and to these rings are attached the head-pieces J and N, and the piece H.

The head-pieces J and N are connected by a buckle, K, as shown, so as to be separated, to take off the halter from the head.

The throat-piece A is attached, by a loop, f, to the piece H, as shown, and has the ring C attached to it, by means of the link B, and the nose-piece D passes through said ring C, thus completing the halter.

The halter-strap P is also attached to the ring C.

The buckle K is of the form shown in detail in figs. 2, the tongue L being flattened at its lower end X, and bent around the tongue-axis M, which has the bend a in the centre.

The leather N is attached to buckle K, as shown, and it is readily seen that no hole is required in the leather N for the tongue L; and also, from the construction of the tongue-axis M, and the tongue L, that said tongue will always work in the centre of the buckle-frame as it properly should.

In figs. 4, B is a loop, having a bend or indentation, b, at its lower central point, to receive the ring c, which causes the strain to be applied always at the central part of the loop, which is an obvious advantage. The upper part of the loop is bent around in one piece, and the strap A is passed through, and sewed, as seen in figs. 4. The halter-strap P is passed through the ring c, and sewed as seen in fig. 1.

Having thus fully described my invention,

What I claim as new, and desire to secure by Letters Patent, is—

The loop B, provided with an indentation, b, at its lower central part, in combination with the ring c, straps A and P, all arranged, constructed, and operated in the manner and for the purpose set forth.

As evidence that I claim the foregoing, I have hereunto set my hand, this 1st day of January, 1868.

S. F. CROSS.

Witnesses:

JOB ABBOTT,
E. N. BEEBOUT.