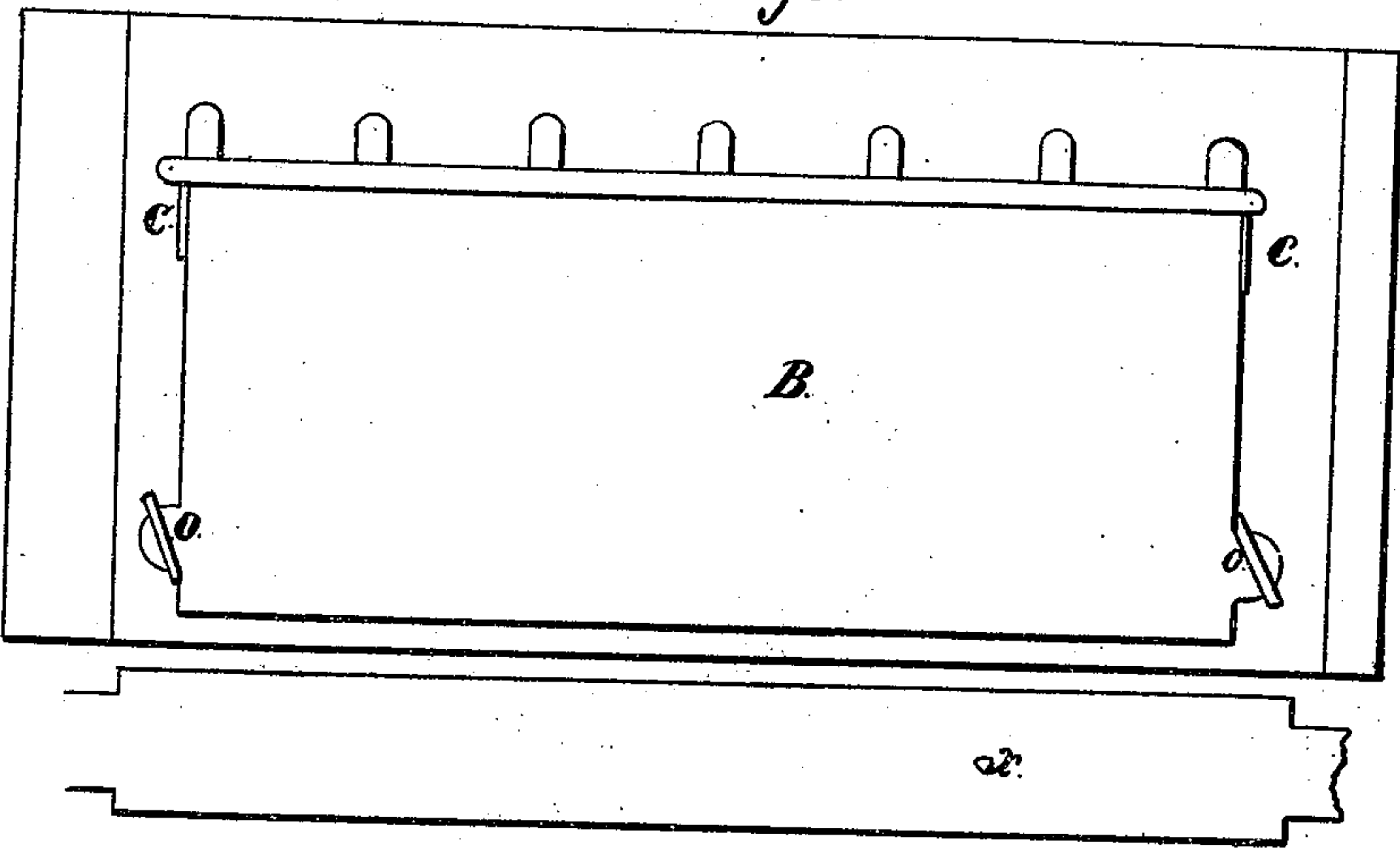


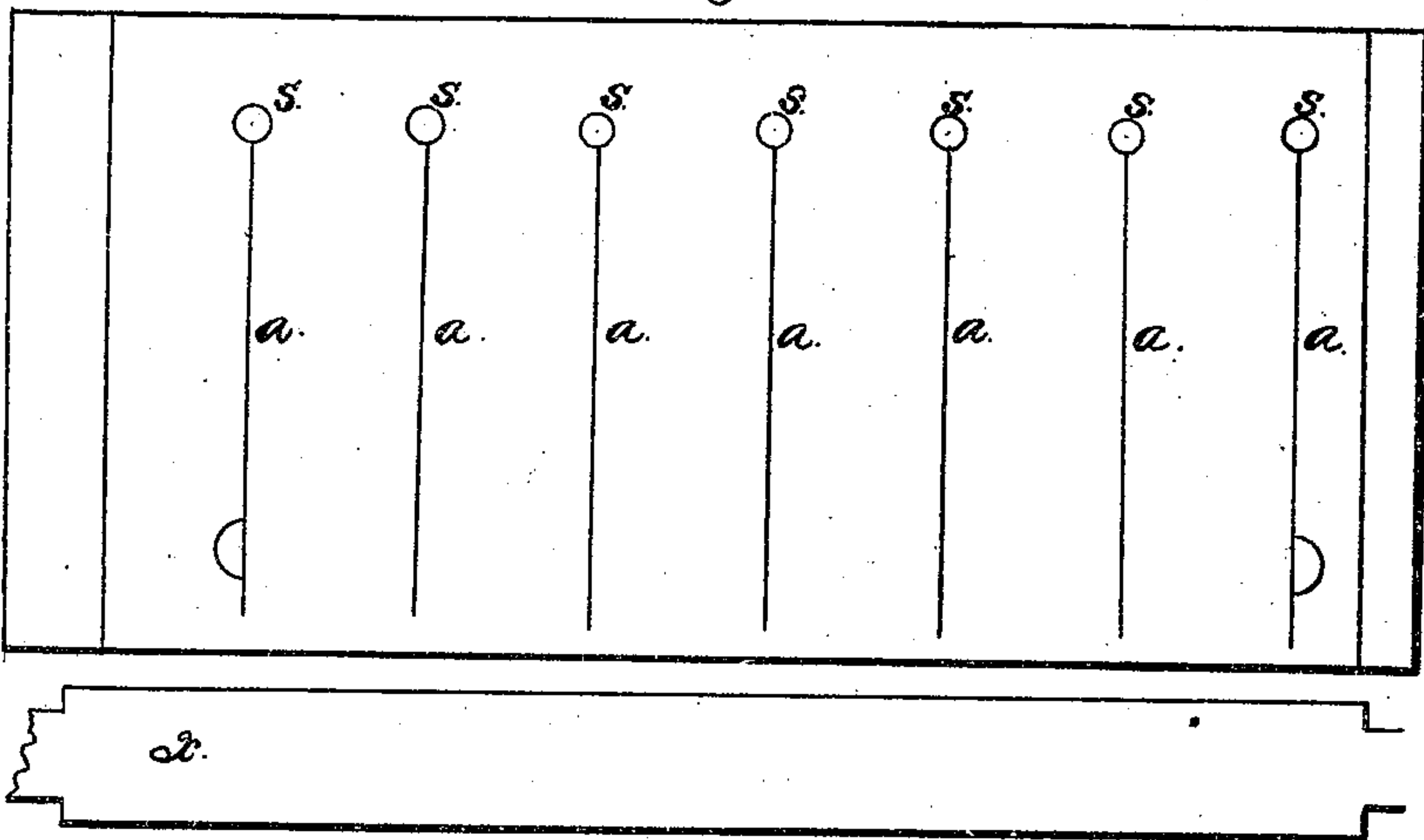
*B. W. Tangee.*  
*Carding Mach.*

*N<sup>o</sup> 86,954.*

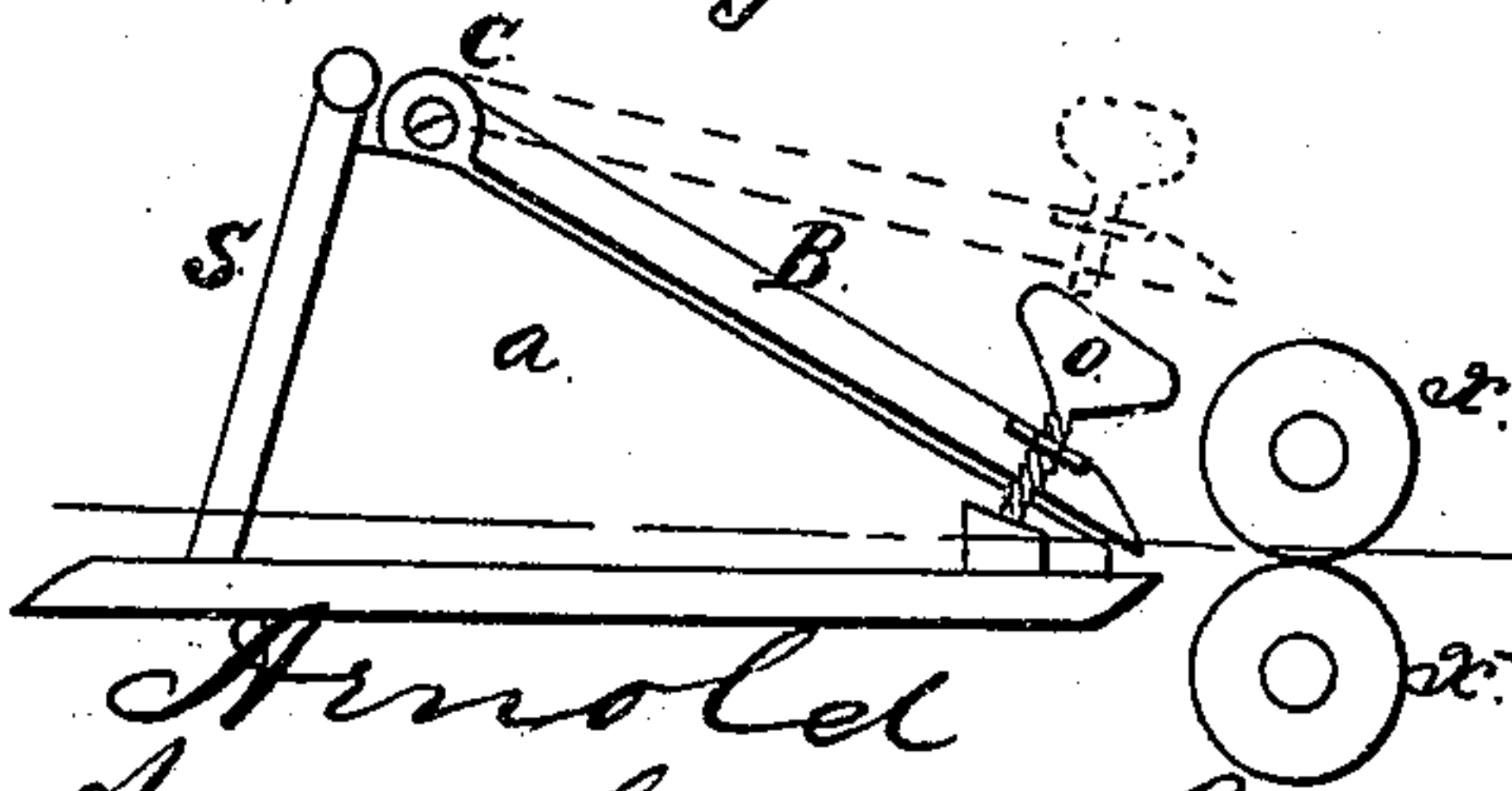
*Patented Feb. 10, 1869.*  
*Fig. 1.*



*Fig. 2.*



*Fig. 3.*



*Witnesses:*  
*Benjamin Arnold*  
*James O. Arnold*  
*Inventor*  
*Benjamin W. Tangee*



BENJAMIN W. TAUGEE, OF DORRVILLE, RHODE ISLAND.

*Letters Patent No. 86,954, dated February 16, 1869.*

**IMPROVEMENT IN FEEDING-MECHANISM FOR CARDING-MACHINES.**

The Schedule referred to in these Letters Patent and making part of the same.

*To all whom it may concern:*

Be it known that I, BENJAMIN W. TAUGEE, of Dorrville, in the county of Washington, and State of Rhode Island, have invented a new and useful Improvement in Mechanism for Feeding-Machines for Carding Wool, &c.; and do hereby declare the following to be a full and correct description thereof, reference being had to the accompanying drawings, making part of this specification, and to the letters and numbers of reference marked thereon, similar letters and numbers being used in all the figures to denote the same part.

In these drawings—

Figure 1 is a top view.

Figure 2 is a horizontal section taken through in the direction of the red line, fig. 3.

Figure 3 is an end elevation.

This invention is an improvement on my tubes for feeding cards, for which a patent was allowed me, July 31, 1868, and consists in making the tubes with a self-adjusting and adjustable top, so as more readily to accommodate the different sizes of drawings or rovings to be carded.

*a a a* are the partitions of the tubes.

*B* is the top or cover, hung at its back edge, or at the ends, on pivots *c c*, so that the front edge may be raised, as indicated by the dotted lines in fig. 3.

The cover *B* is intended to lie on the rovings, as they

draw through, with its full weight, but as that may, in some cases, be too much, thumb-screws *o o* are put in ears on the cover, and resting on blocks below, by which the cover may be adjusted.

The other part of my improvement consists in making an enlargement, *S S*, on the back edges of the partitions *a a*, to prevent the sharp edges from catching in any notches or inequalities that may be in the rovings. *x x* represent the feed-rolls of a card.

These improvements are found in practice to work extremely well, and save the trouble of making a great variety of sizes of the tubes for different rovings, and enable any one to change the size of their rovings without changing the tubes they may have in use.

Having thus described my improvements,

What I claim as my invention, and desire to secure by Letters Patent, is—

1. A series of roving-tubes, having an adjustable cover, substantially as described, and for the purpose set forth.

2. A series of roving-tubes, substantially as described, having the back edge of the division-plate rounded, as and for the purpose set forth.

BENJAMIN W. TAUGEE.

Witnesses:

BENJAMIN ARNOLD,  
JAMES E. ARNOLD.