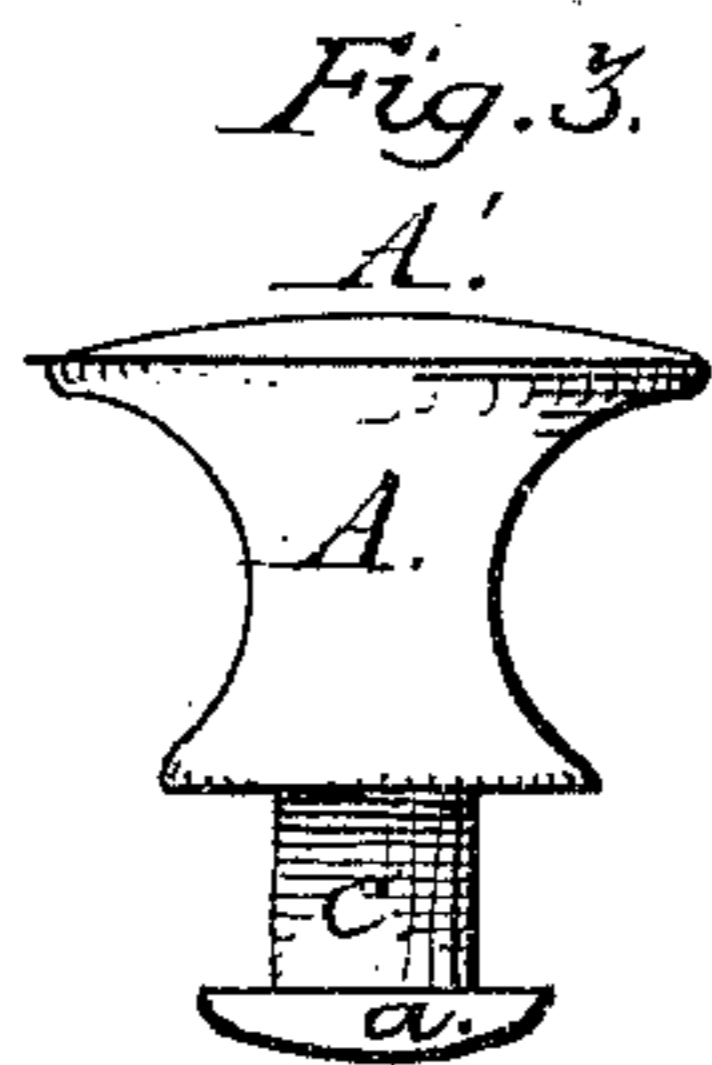
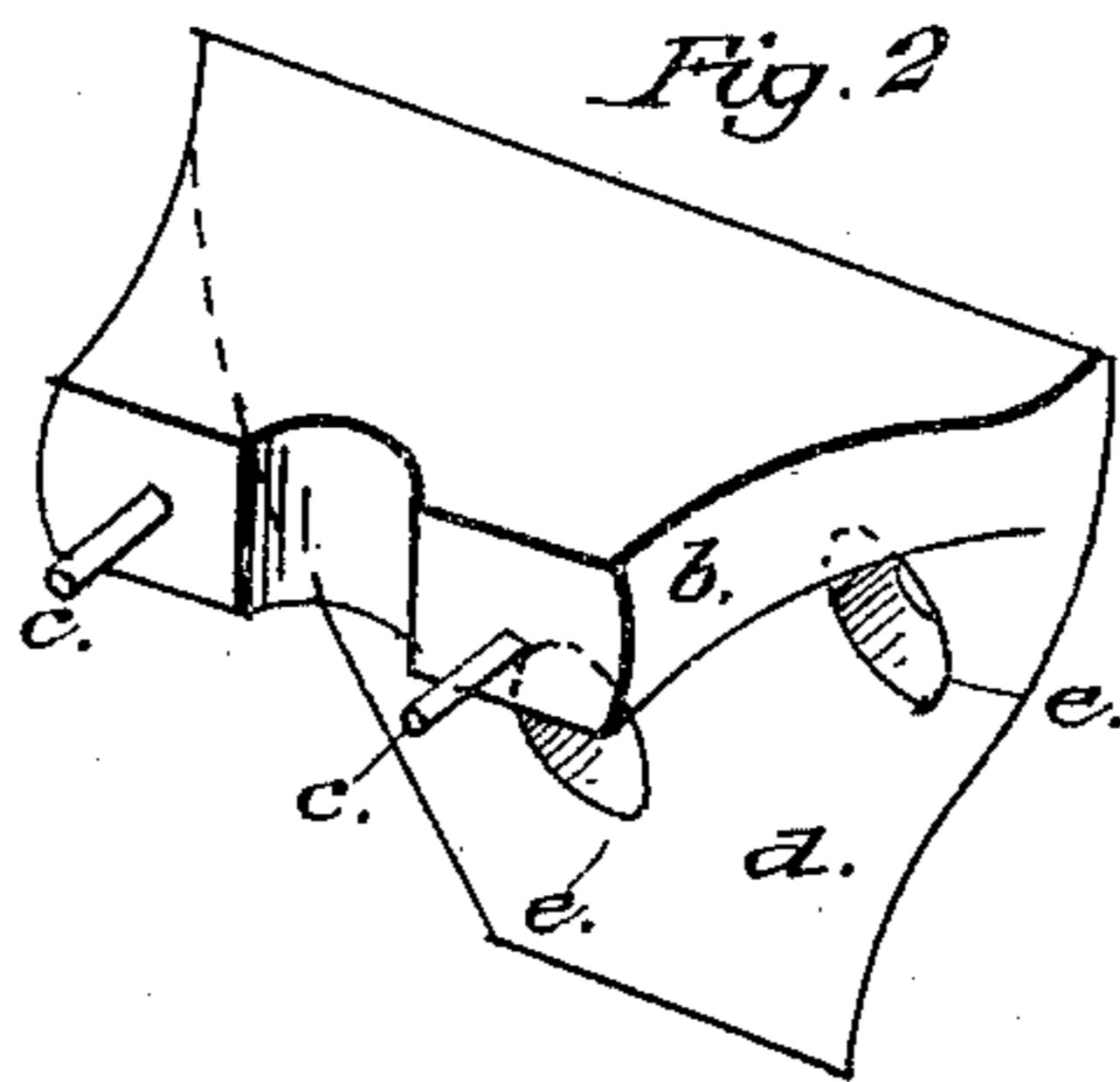
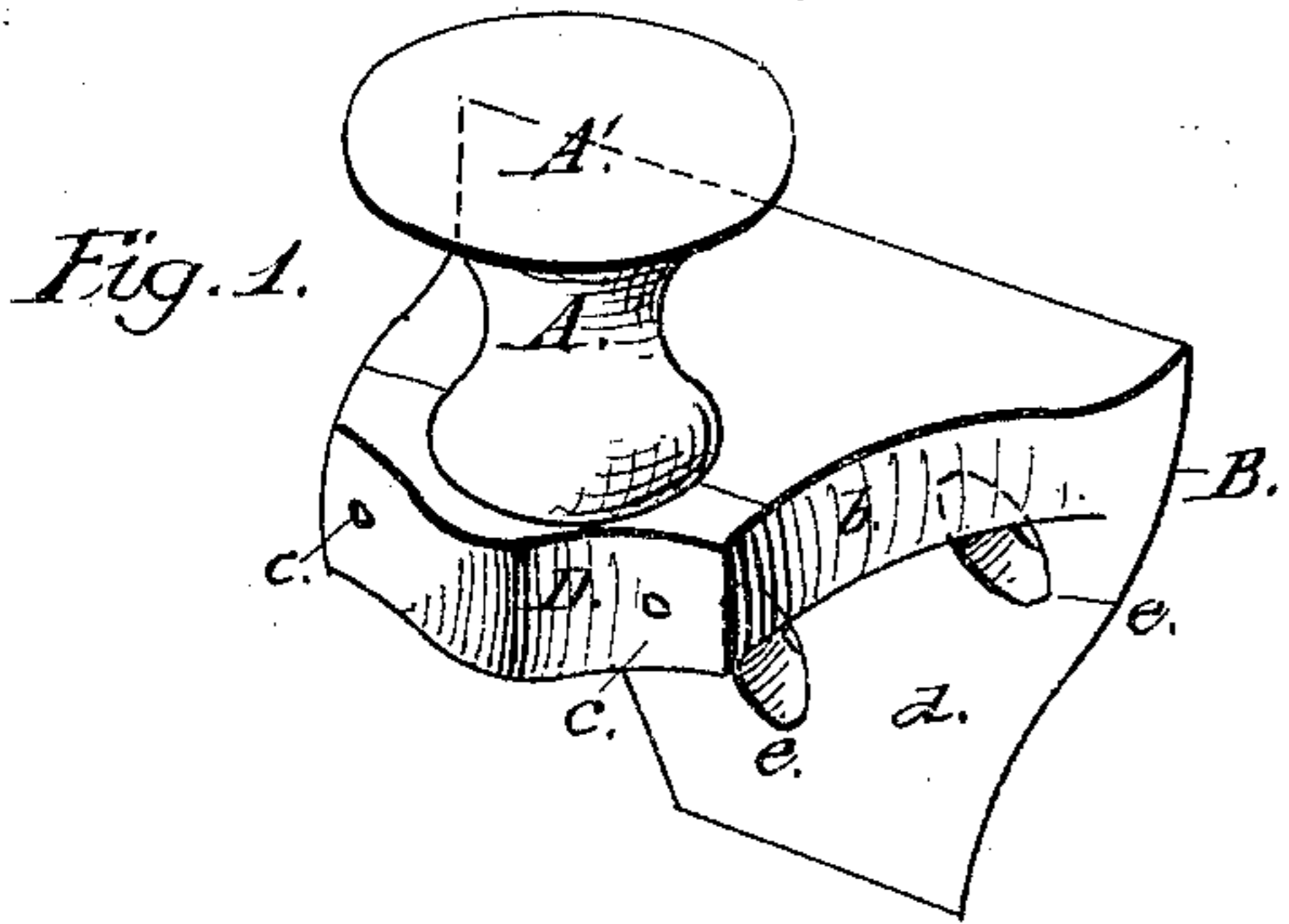


*S. Crowell,
Line Stretcher.*

No. 86,139.

Patented Jan. 26, 1869.



*Witnesses:
W. H. Emery
Willard Emery*

*Inventor:
Samuel Crowell
by Stephen Ustick, Attorney.*



SOMMERS CROWELL, OF PHILADELPHIA, PENNSYLVANIA.

Letters Patent No. 86,139, dated January 26, 1869; antedated January 4, 1869.

IMPROVED CLOTHES-LINE STRETCHER.

The Schedule referred to in these Letters Patent and making part of the same

To all whom it may concern :

Be it known that I, SOMMERS CROWELL, of the city and county of Philadelphia, and State of Pennsylvania, have invented a new and useful Improvement in Clothes-Line Stretchers ; and I do hereby declare that the following is a full and exact description thereof, reference being had to the accompanying drawings, and to the letters of reference marked thereon.

My invention consists of a clothes-line stretcher, constructed as follows.

In the accompanying drawings, which make a part of this specification—

Figure 1 is an isometrical view of the improved device.

Figure 2 is a like view of the bracket B, the sheave A and cap D being removed.

Figure 3 is a side elevation of the sheave A detached.

Like letters, in all the figures, indicate the same parts.

A is a sheave, around which the line is stretched. There is one sheave situated at each turn of the line.

B is a bracket, which supports the sheave.

The latter is cast around a rod, the lower end of which constitutes a journal, C, to the sheave, and has a head, *a*, on its end, which, coming against the under side of the plate *b* of the bracket, prevents the journal slipping upward when the line has an inclined position given to it by being propped up, which position has

a tendency to raise the sheave and draw the journal from the bracket.

The metal at the end of the plate *b* of the bracket is cast around rivets *c c*, by which the cap D is confined to the end of the said plate *b*, to hold the journal C in place. The rivets are clearly seen in fig. 2.

The plate *d* of the bracket has screw-holes *e* cast in it, for the purpose of confining it to the fence.

I also cast the rivet-holes in the cap D, and have no drilling whatever in any part of the device ; and there being no fitting required, it can be made very cheap, and consequently be brought within the means of every housekeeper.

What I claim as my invention, and desire to secure by Letters Patent, is—

As a new article of manufacture, a clothes-line stretcher, consisting of a sheave, A, having an enlarged head, A', cast with a journal, C, and flange *a*, and working in a bracket, B D, formed of two pieces, all as shown and described, and for the purpose specified.

In testimony that the above is my invention, I have hereunto set my hand and affixed my seal, this 7th day of _____, 1868.

SOMMERS CROWELL. [L. s.]

Witnesses:

STEPHEN USTICK,
JOHN WHITE.