

L. E. MOREY.
Plow Doubletree.

No. 84,750.

Patented Dec. 8, 1868.

Fig. 1

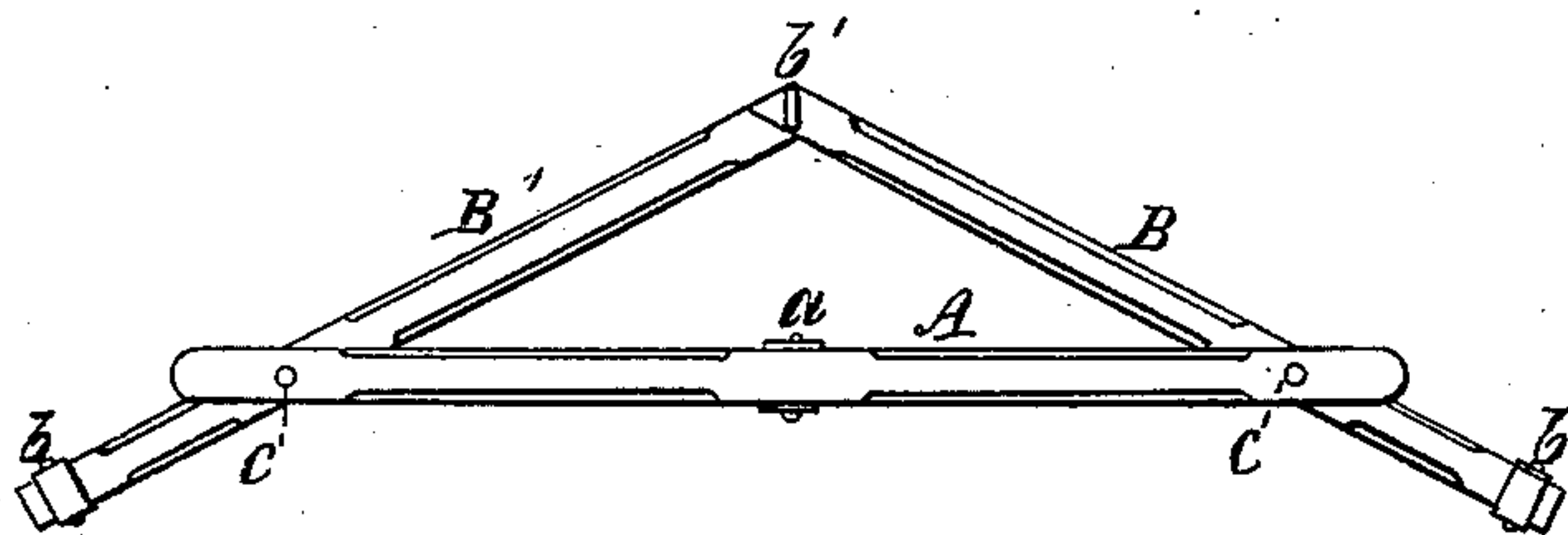


Fig. 2.

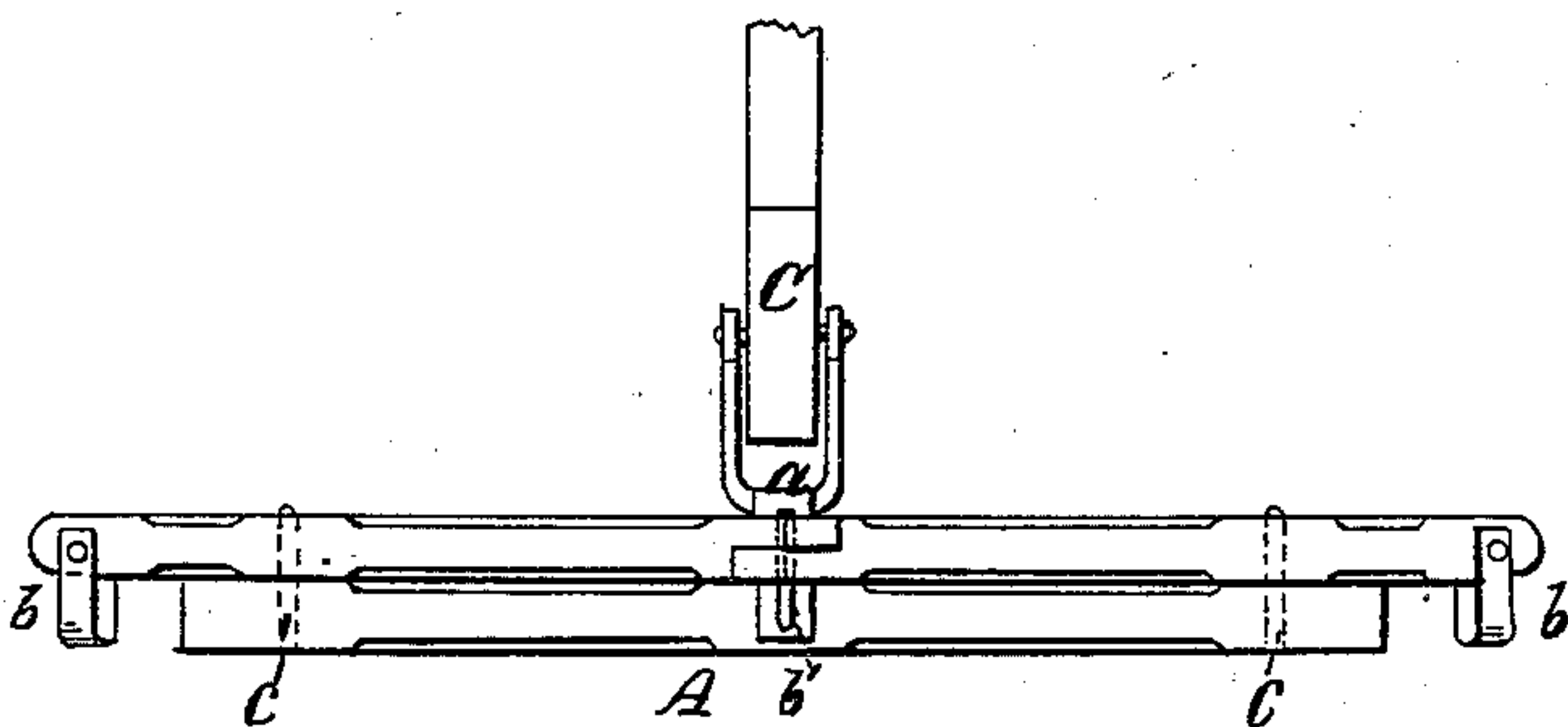
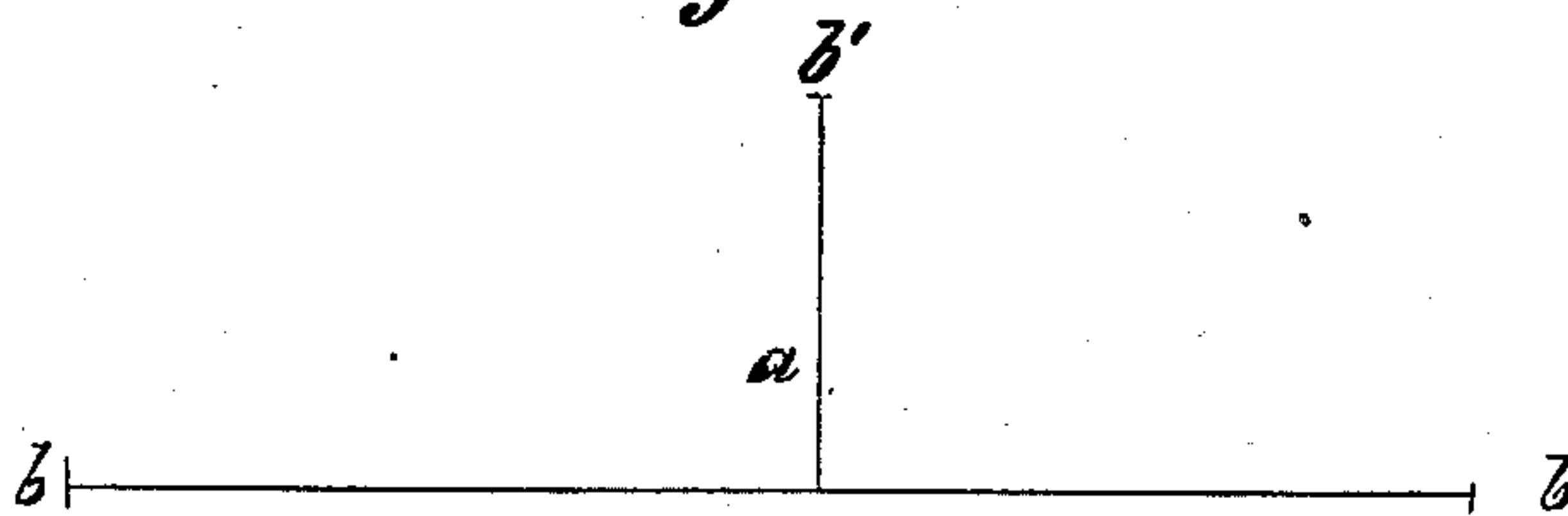


Fig. 3.



Witnesses,

A. S. Clure
A. Kimmier

Inventor.

L. E. Morey
Per Browncomb & Co
attys.

United States Patent Office.

L. E. MOREY, OF VANDALIA, ILLINOIS.

Letters Patent No. 84,750, dated December 8, 1868.

IMPROVEMENT IN PLOW-ATTACHMENT, (DOUBLE-TREE.)

The Schedule referred to in these Letters Patent and making part of the same.

To all whom it may concern:

Be it known that I, L. E. MOREY, of Vandalia, in the county of Fayette, and State of Illinois, have invented a new and improved Plow-Attachment; and I do hereby declare that the following is a full, clear, and exact description of the same, reference being had to the accompanying drawings, forming a part of this specification, in which—

Figure 1 represents a flat view of a plow-attachment, constructed according to my plan, and

Figure 2 represents the position of the attachment in which it is used, and its manner of attachment to the plow.

Similar letters of reference indicate corresponding parts in both figures.

This invention consists in a triangular construction of bars, bolted together, and provided with loops or hooks, whereby three horses may be as readily attached to a plow as two are attached by the ordinary means.

In order that others may be better enabled to understand the construction and operation of my invention, I will proceed to describe it with reference to the drawings.

B B' are two bars of wood, or other suitable material, having their upper ends lapped and bolted together, and their lower ends extending downwards, and so diverging as to form an obtuse angle between them.

At points *c c*, two-thirds of the length of said bars below the junction or point *b'*, there crosses a horizontal bar, A, the ends of which are securely bolted to the bars B B', thereby forming a triangular structure, as illustrated at fig. 1.

At the centre of the bar A is riveted or bolted a loop,

a, for connection of the structure with the plow C, as illustrated at fig. 2.

At the junction and lower extremities of the bars B B' are riveted or bolted loops, hooks, or staples *b b'*, to which the horses are hooked.

There being twice the vertical distance between the loop *a* and the loop or staple *b'*, situated at the apex or junction of the bars B B', as there is between said loop *a* and the loops or staples *b b*, upon the lower ends of said bars, the centre horse will have sufficient leverage thereby to make the draught about uniform, and keep the triangular structure in a perpendicular position, or the hook *b'* directly perpendicular to a line drawn between the hooks *b* and *b*.

Similar hooks, loops, or staples may also be supplied at the points *c c*, where the bar A is secured to the bars B and B', so that the device may also be used as an ordinary double-tree, when it is desirable to use two horses instead of three, and to which said hooks, loops, or staples the two horses may be hooked.

The triangular structure may be replaced by the use of a horizontal bar, from the central portion of which projects a perpendicular bar, as illustrated by the diagram, Figure 3, and upon which are secured the hooks, loops, or staples, *a b b b'*.

What I claim as my invention, and desire to have secured by Letters Patent, is—

A plow-attachment, having four connecting-points, *a, b, b,* and *b'*, arranged substantially as herein described, for the purpose set forth.

L. E. MOREY.

Witnesses:

J. W. ROSS,

I. M. ESHLEMAN.