

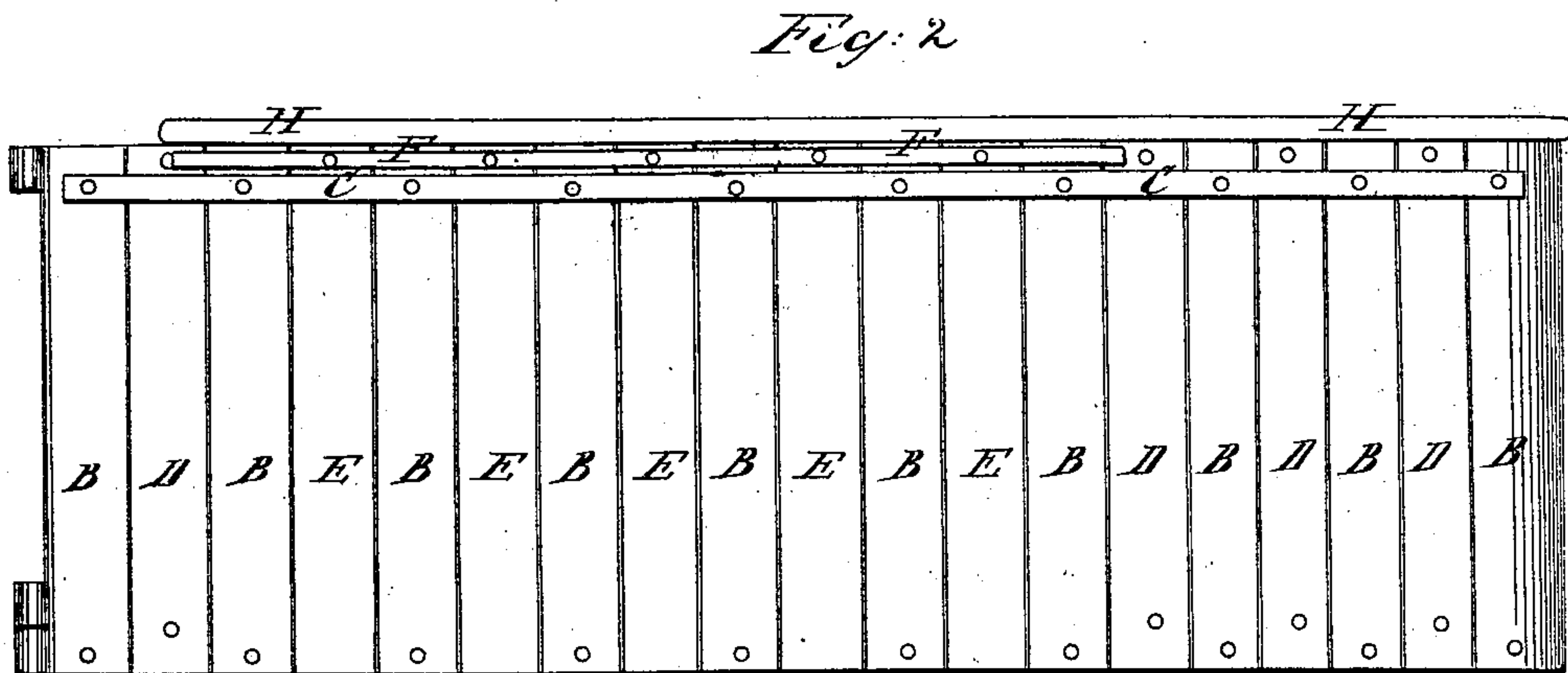
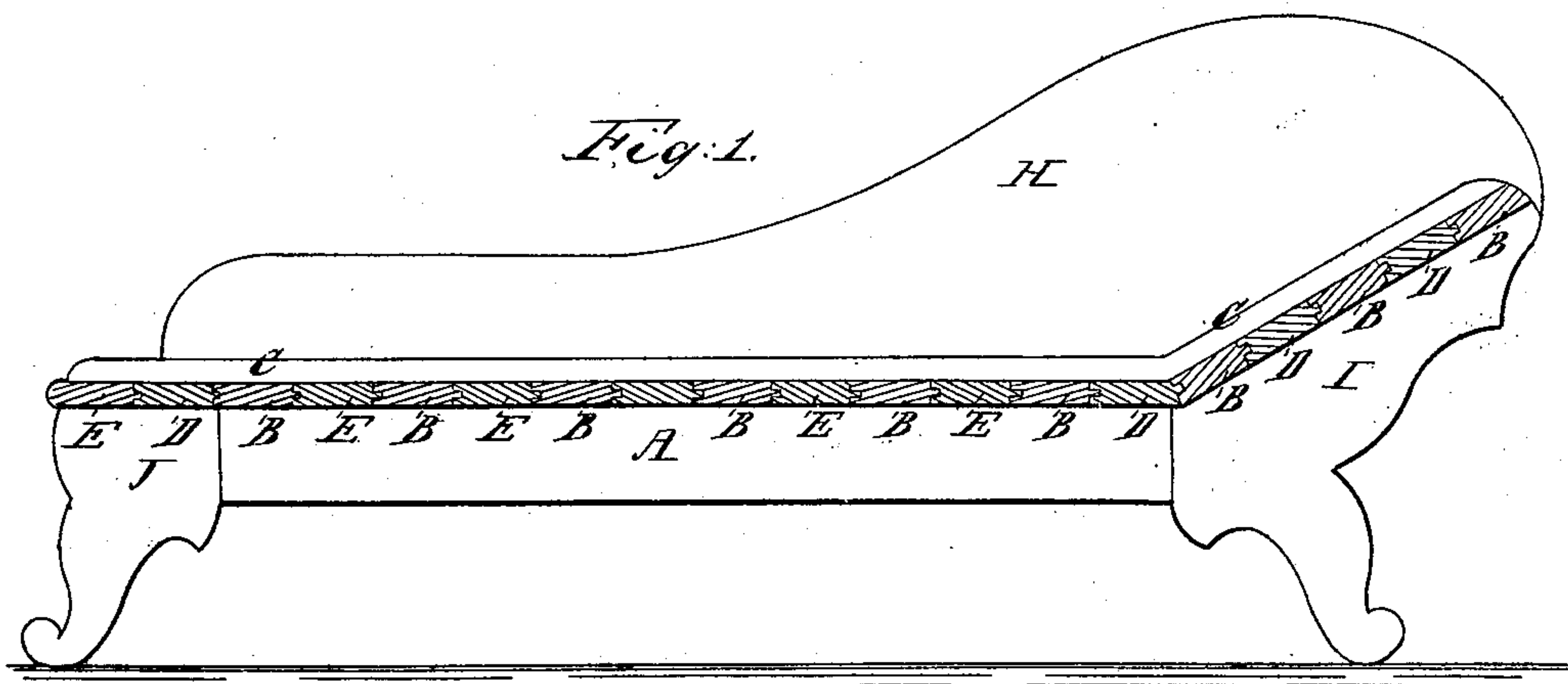
Sheet 1-2 Sheets.

C. Streit,

Sofa Bedstead,

N^o 84,147.

Patented Nov. 17, 1868.



Witnesses

Wm. Weeks

O. F. Mayhew

Inventor

Charles Streit

C. Streit,

Sofa Bedstead,

N^o 84,147

Patented Nov. 17, 1868.

Fig. 3

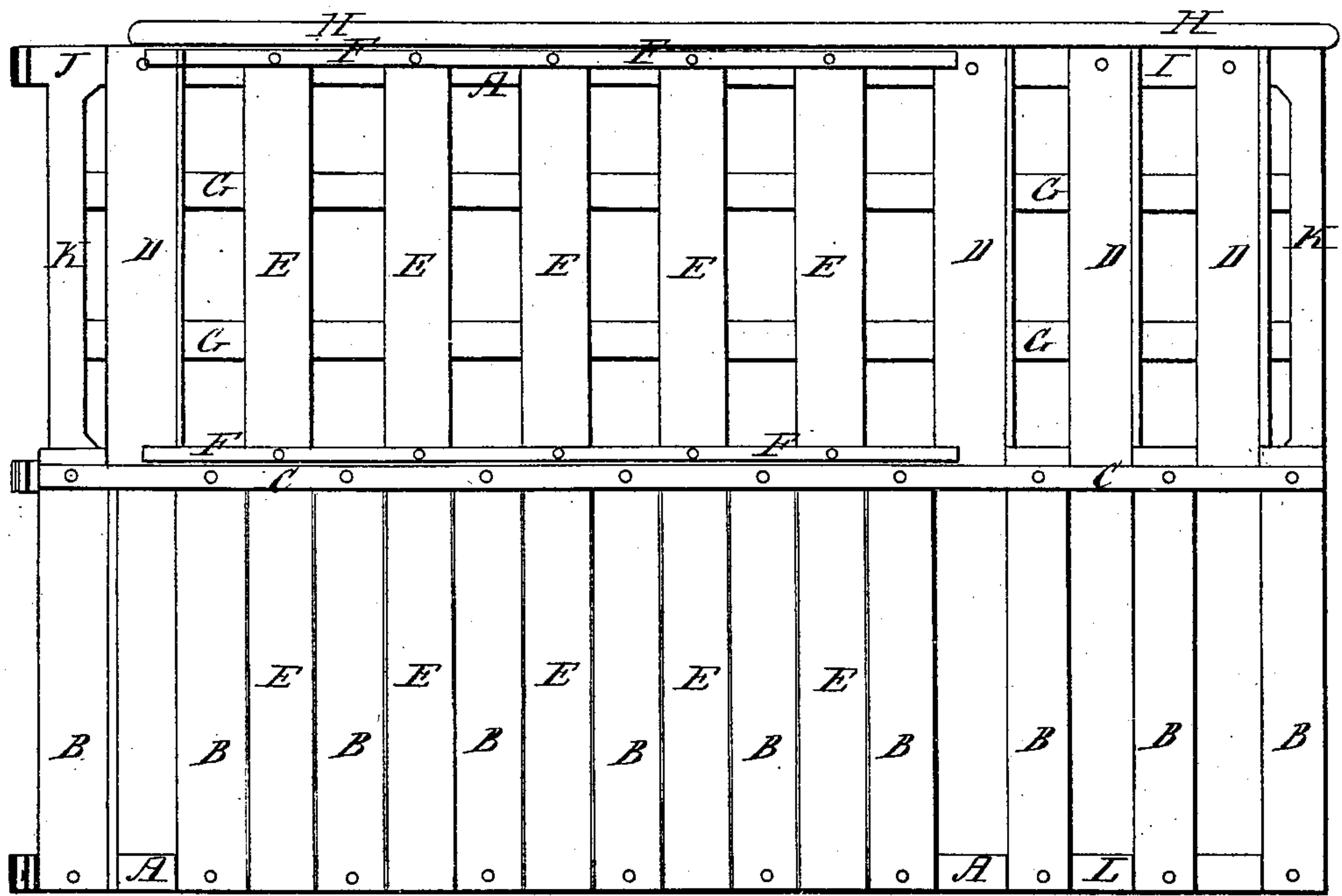
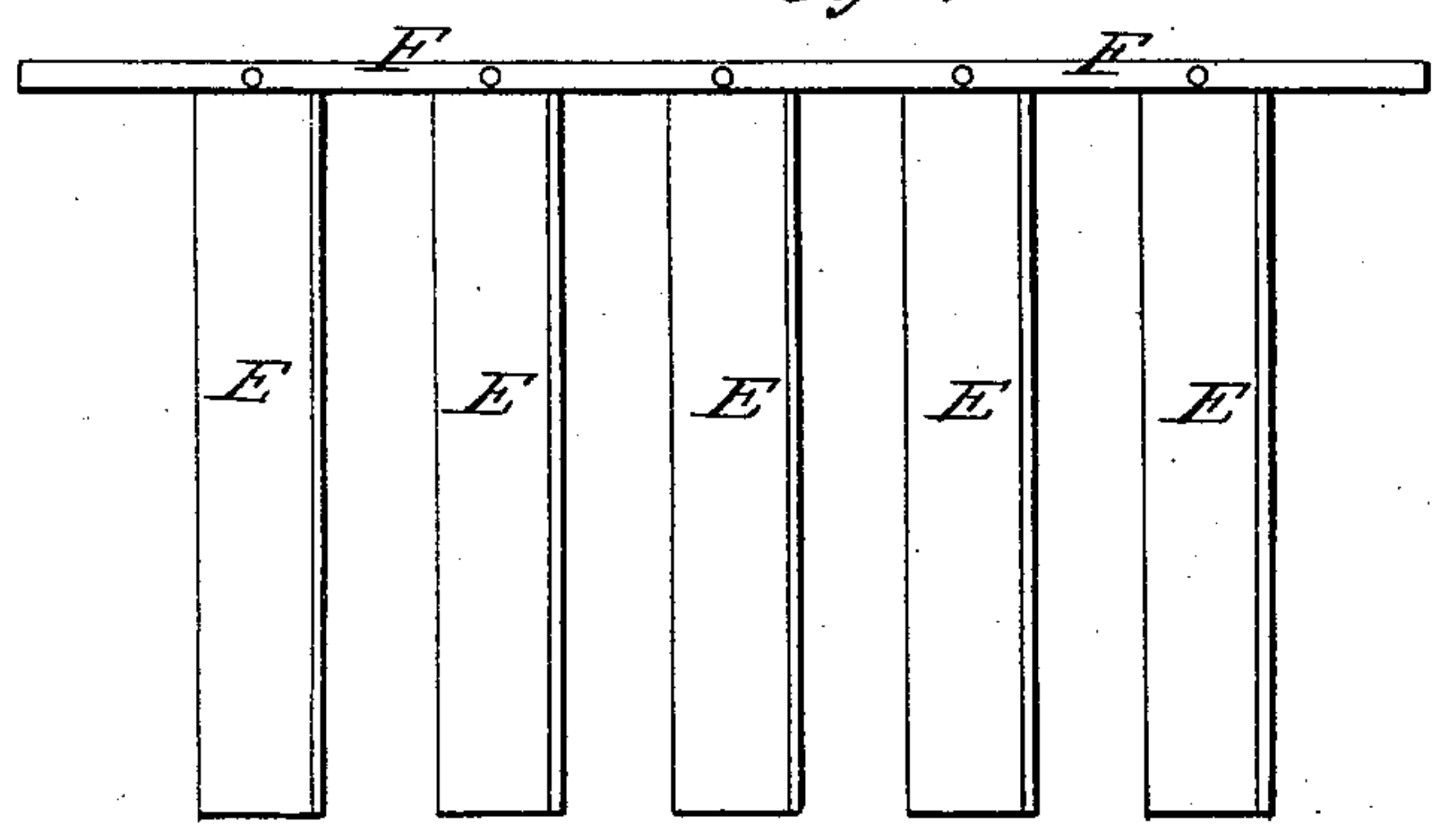


Fig. 4



Witnesses
Wm. Weeks
O. F. Mayhew

Inventor
Charles Streit.



CHARLES STREIT, OF INDIANAPOLIS, INDIANA.

Letters Patent No. 84,147, dated November 17, 1868.

IMPROVED EXTENSION-LOUNGE.

The Schedule referred to in these Letters Patent and making part of the same.

To all whom it may concern:

Be it known that I, CHARLES STREIT, of Indianapolis, in the county of Marion, and State of Indiana, have invented new and useful Improvements in Extension-Lounges; and I do hereby declare that the following is a full, clear, and exact description thereof, reference being had to the accompanying drawing, and to the letters of reference marked thereon, making part of this specification.

This invention relates to the construction and arrangement of the frame and extension-device in that class of lounges that are made convertible into a bed, combining strength, simplicity, and cheapness, with a neat and compact appearance, whether closed up or extended.

Figure 1 is a front elevation of the lounge-frame.

Figure 2 is a top or plan view of the same as closed up.

Figure 3 is a top view of the same extended.

Figure 4 is a top view of a part of the extension-device detached.

Similar letters of reference indicate corresponding parts in the several figures.

The cushions and upholstering are left off to show more clearly the construction and the arrangement of the several parts.

The principal frame of the lounge is composed of two longitudinal rails, A, head-end pieces, with their feet I, foot-end pieces J, and end-rails K.

The bottom of the lounge is made of tongued and grooved flooring-boards, every alternate one of which, being those lettered B, is attached, by its front ends, to the front rail A and the head and foot-end pieces I J, and, by its rear ends, to a longitudinal strip, C, and constitute the principal part of the extension-device.

One of the bottom boards, D, is attached to the front and rear foot-pieces J, and three at the head, lettered D, are attached to the front and rear inclined head-end pieces, I, of the principal frame, and, in addition to adding strength thereto, serve as guides to the extension part above described.

The remaining bottom boards, E, are attached, by their rear ends, to the short longitudinal strip F, and constitute the remaining or supplementary portion of the extension-device, and slide between the boards B as guides.

The head-end pieces, I, are cut in one piece, so as to form both the inclined elevated head-rest and the feet, and their form is such as to give greater strength to the head-end of the lounge, and, together with the arrangement of the extension-device, enables me to make the lounge much more compact and neat in appearance, when used as a lounge, than those heretofore in use, and such as to perfectly subserve the pur-

pose of a bed, when extended, without requiring the use of pillows.

It will be seen, also, that the several pieces I A K, forming the side-rails of the principal frame and the front extension-rail, are each cut of the same size and pattern, by which the cost of construction is much cheapened.

The upholstered cushion of the lounge proper is built upon the slats B, or on springs resting thereon, and is drawn out when the extension part is drawn out, and forms the front part of the bed.

The back part, over the principal frame, is covered by a mattress, storage for which and the requisite clothing is provided in the body of the lounge, under the bottom slats B D E, by attaching strips, G, to the under side of the end-rails of the principal frame upon which they rest.

The mattress may, however, be a double one, if desired, made so as to fold upon the lounge when closed up, the top one and the front edge and ends of the bottom one being covered with damask or other suitable material.

The appearance of the frame, when first extended, is represented by the wood-tinted slats in fig. 3, the slats E, attached to the short longitudinal strip F, being drawn out with it.

The object of this arrangement is to afford access to the mattress and bedding stored beneath.

After taking out the mattress and bedding, the supplementary extension-device, consisting of the slats E, is drawn back, as represented by the red-lined and tinted slats in fig. 3, leaving the bottom of both the principal frame and the extension alternate slats and spaces as in the ordinary slat-bed bottom.

The back-piece H is designed to be upholstered to correspond with the cushion, but, if desired, this may be dispensed with, and the back rail finished like the front, so that its appearance will be the same.

Having thus fully described my invention,

What I claim as new, and desire to secure by Letters Patent, is—

The slats B, attached to the movable front rail A, movable pieces I and J, and to the strip C, in combination with the slats E, attached to the strip F, and the slats D, attached to the front and rear rails of the principal frame, when constructed and arranged to operate substantially as herein described.

Indianapolis, August 29, 1868.

CHARLES STREIT.

Witnesses:

O. F. MAYHEW,

WM. H. WEEKS.