

A. P. M. Jeffers,

Edge-Tool Grinder.

N^o 83,636

Patented Nov. 3, 1868

Fig. 1.

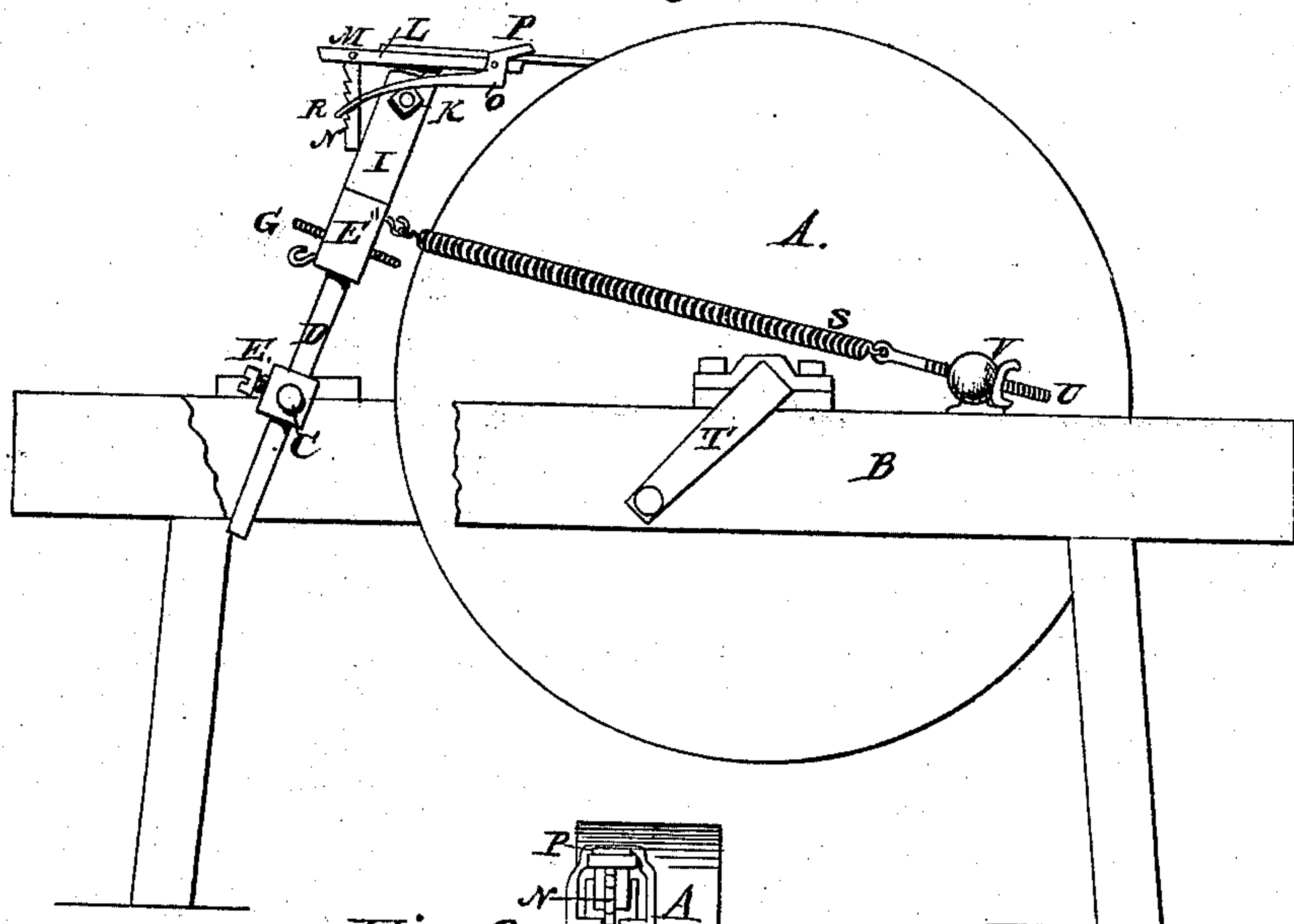


Fig. 2.

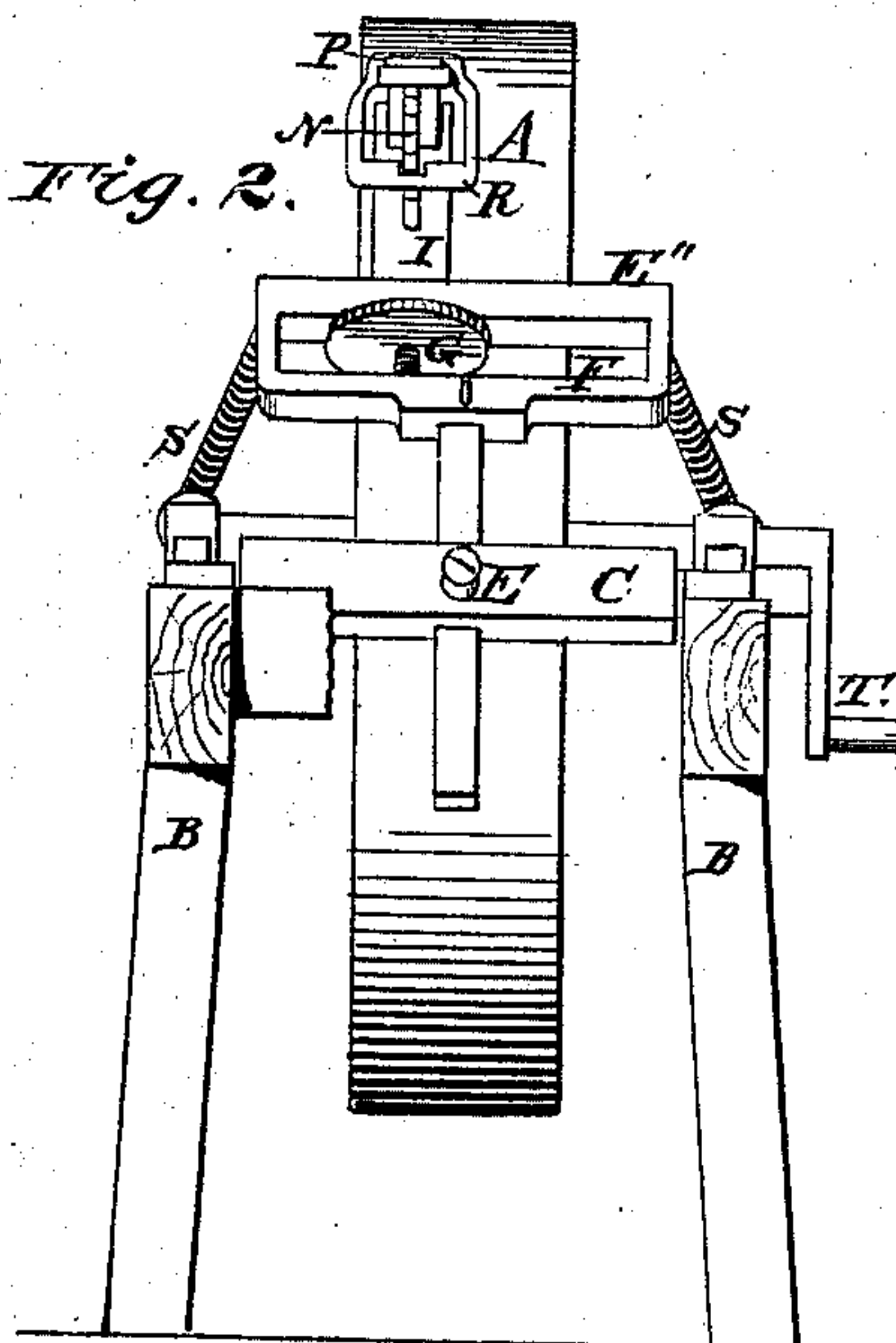


Fig. 3.

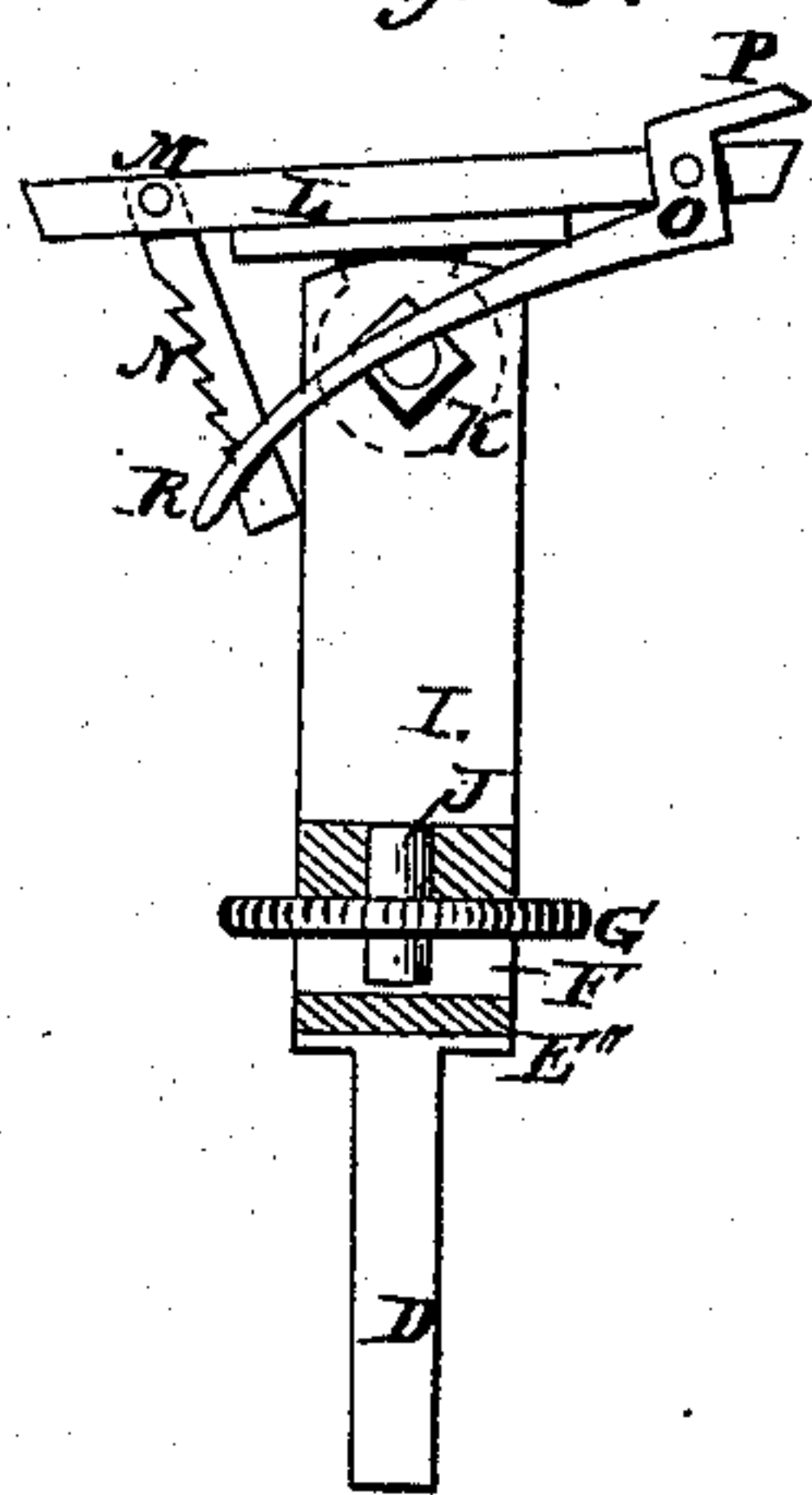
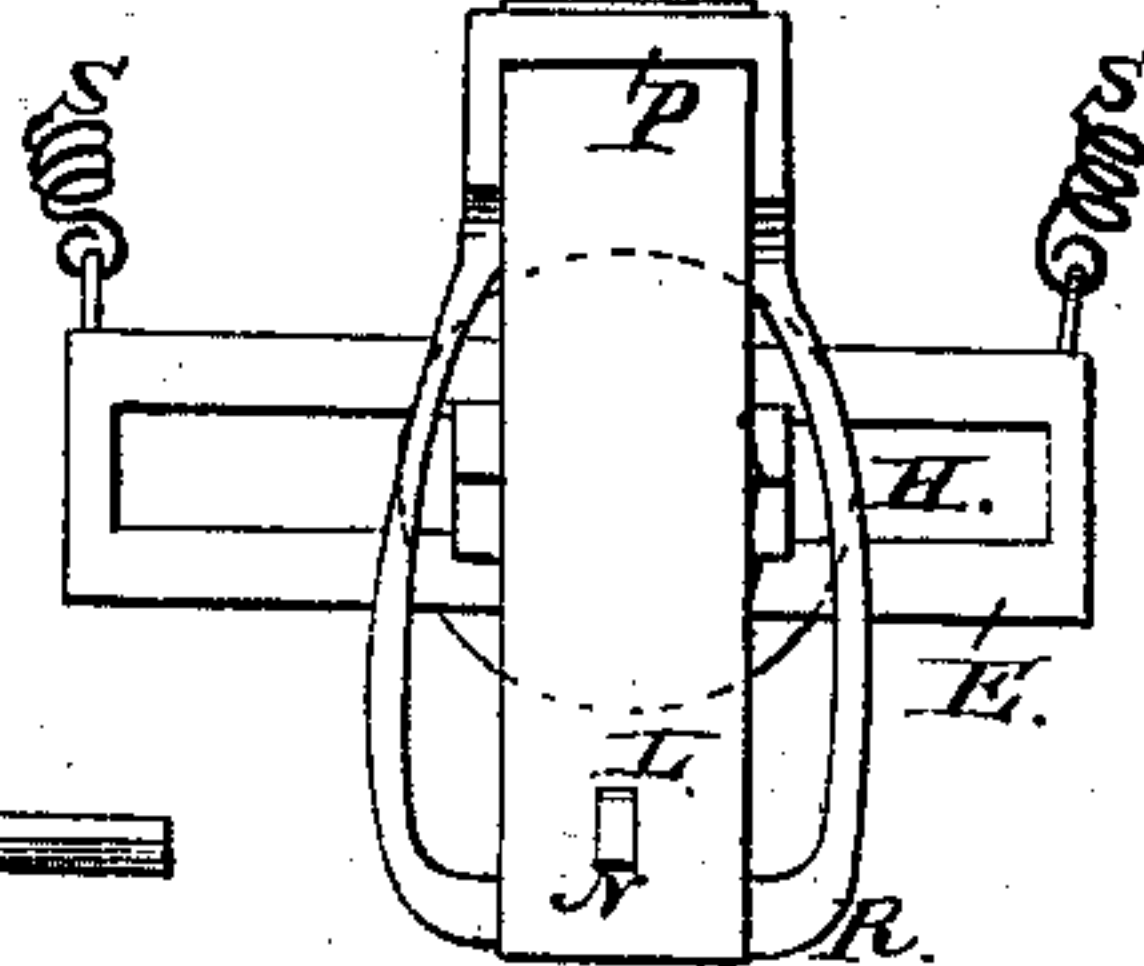


Fig. 4.



Witnesses:
Geo. Burkhardt
Geo. Suvald

Inventor.
A. P. M. Jeffers
Per attorney
Thos S. Sparger

United States Patent Office.

AARON P. M. JEFFERS, OF ALLEGAN, MICHIGAN.

Letters Patent No. 83,636, dated November 3, 1868.

IMPROVEMENT IN TOOL-HOLDER FOR GRINDING.

The Schedule referred to in these Letters Patent and making part of the same.

To whom it may concern:

Be it known that I, AARON P. M. JEFFERS, of Allegan, in the county of Allegan, and State of Michigan, have invented a new and useful Improvement in Apparatus for Holding Tools for Grinding; and I do declare that the following is a true and accurate description thereof, reference being had to the accompanying drawings, and to the letters of reference marked thereon, and being a part of this specification.

Figure 1 is a side view of my invention, partially in section, attached to a grindstone.

Figure 2 is a rear view of the same, also partially in section.

Figure 3 is a side view of the tool-holder, detached.

Figure 4 is a top view of the same, also detached.

Like letters indicate like parts in each figure.

The object of this invention is to construct an apparatus which can be attached to any-sized grindstone; that will hold any tool requiring to be ground upon a true bevel firmly in place, thereby generally saving the labor of one man; and that will do the work far better than it can be done by hand. It is also adjustable, as knives of the nature and form of those ordinarily used on mowing or reaping-machines.

In order to accomplish this end, I take any grindstone, A, suitably hung upon a proper frame, B. Upon this frame, near one end, I journal the rock-shaft C, through a mortise in the centre of which I insert the standard D, which may be raised or lowered at pleasure, and is held in position by the set-screw E.

Upon the top of the standard D, and rigidly attached thereto, I place the rest E', provided with a slot, F, within the thumb-nut G, and also provided with another slot, H, through which projects the standard I, the lower end of which is pivoted upon the pin J, which is the prolongation of standard, which projects through the slot H, and engages with the thumb-nut G.

Upon the top of the standard I is pivoted, by means

of the bolt K, the tool-rest L, to which is also pivoted, by means of the bolt M, and near the outer end of said rest, the ratchet N, while near the opposite end of said rest is also pivoted, by means of the bolt O, the jaw P, the bail R of which acts as a pawl, engaging with the suspended ratchet, and compels the jaw to hold the tool firmly to the rest.

To each end of the rest E' are attached spiral springs S, which may be attached at their other ends, by means of screw U and adjusting-nut V, or they may be attached to a lever, under the frame, said lever being held in position by a ratchet.

Then, by a pressure of the foot upon the lever, an article, suitably secured to the rest L, may be presented to the stone, or removed from it instantly, and, at the same time, just such pressure may be used as the article to be ground may require.

T is a crank, by means of which to turn the stone, A.

By means of the thumb-nut G, the entire apparatus, sustained by the rest E', may be moved laterally, so as to present the tool to any part of the stone.

The article to be ground should be made fast to the rest L, by means of the jaw P, and presented at the desired angle to the stone, the nut G tightened, and the tool must be ground to a perfect bevel.

What I claim as my invention, and desire to secure by Letters Patent, is—

The construction of a tool-holder, with the rock-shaft C, standard D, set-screw E, rest E', provided with slots F and H, thumb-nut G, standard I, pin J, bolts K, M, and O, rest L, ratchet N, jaw P, bail R, springs S, screw U, and nut V, or their equivalents, when arranged and operating substantially as and for the purposes herein set forth.

AARON P. M. JEFFERS.

Witnesses:

S. P. STANLEY,
J. F. STUCK.