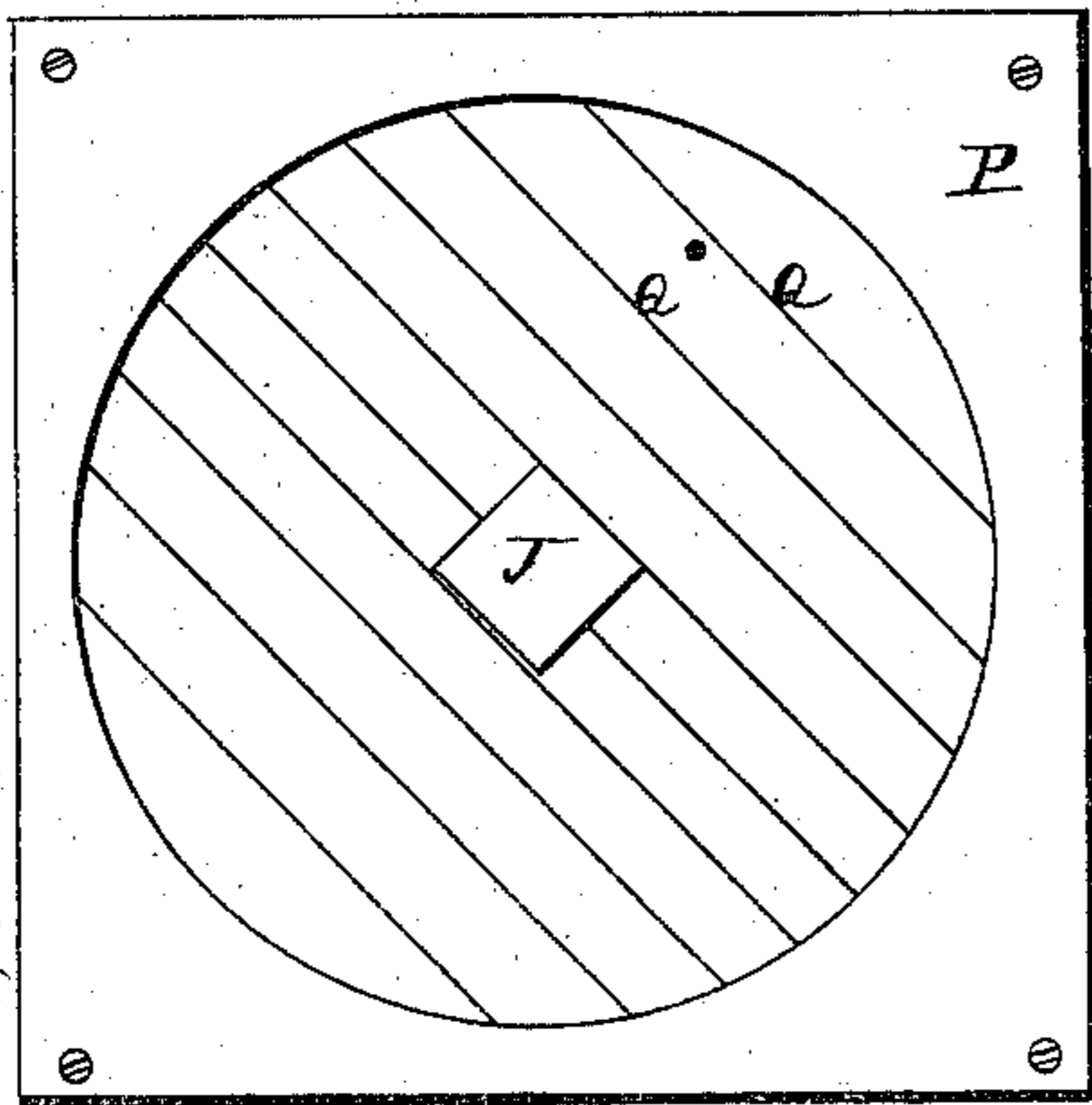
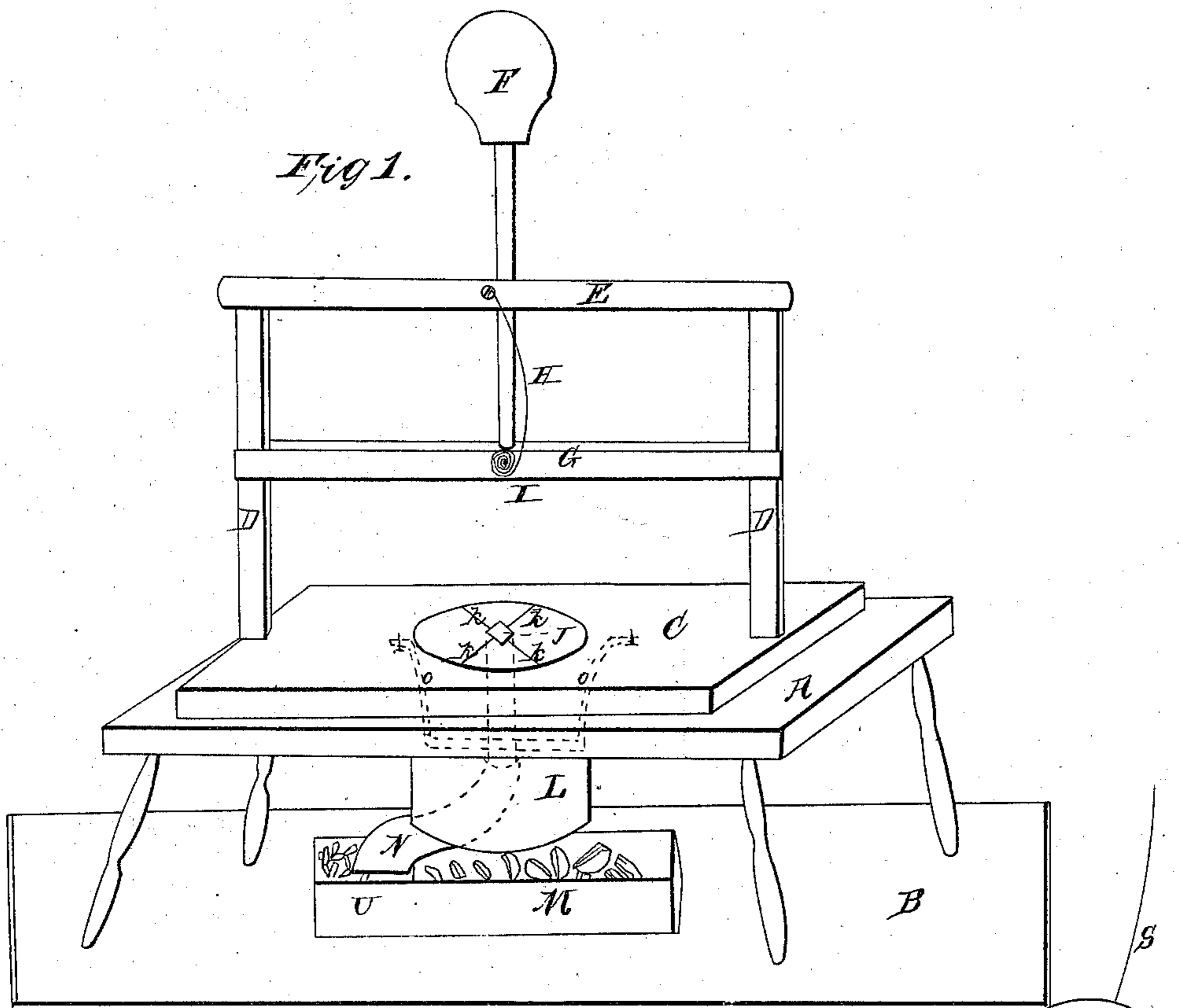
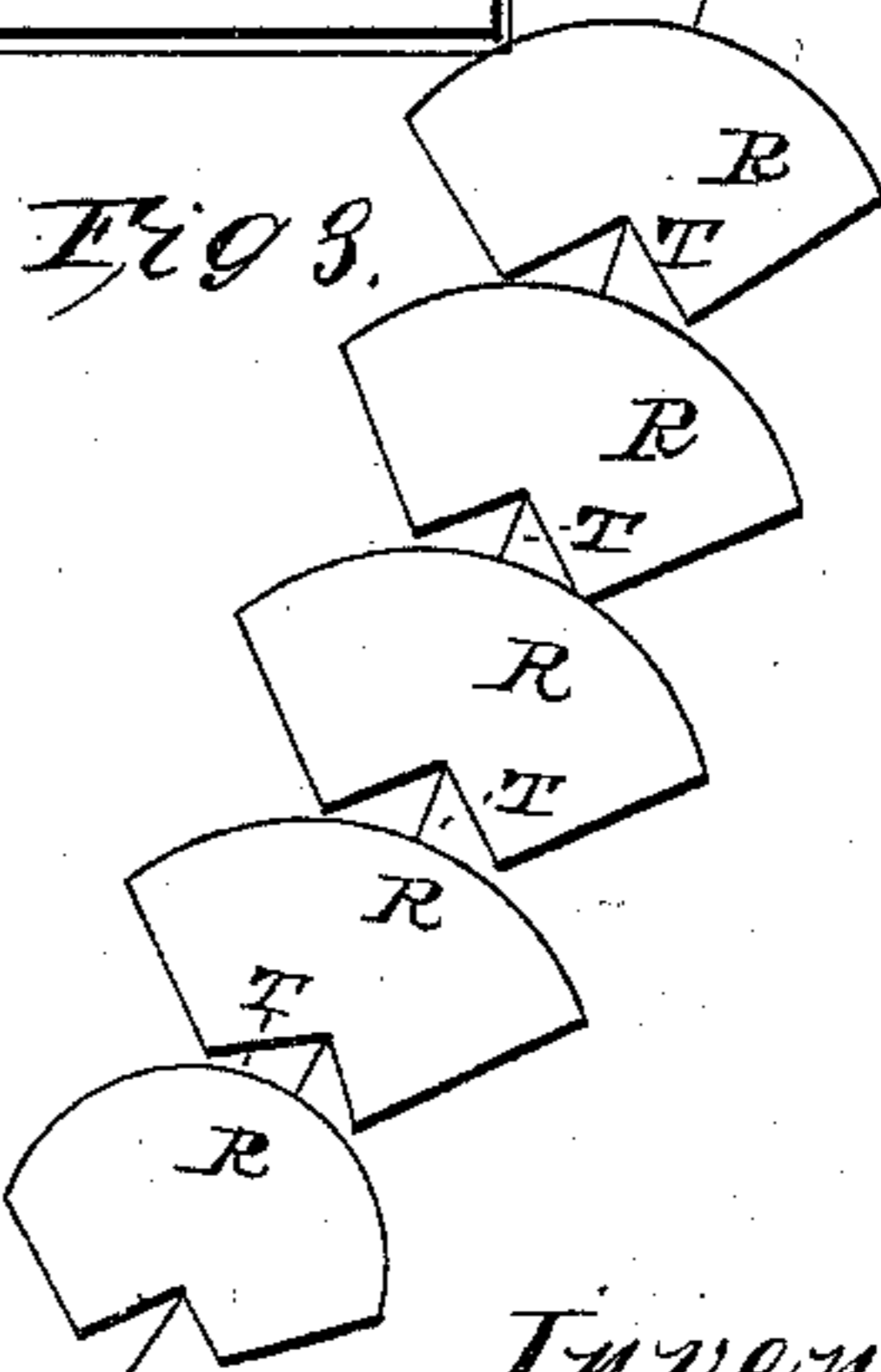


*J. M. Haysam,*  
*Apple Corer and Cutter.*  
*N<sup>o</sup> 83,494.      Patented Oct. 27, 1868.*



Witnesses  
Martha Gray  
Orin W. Sims



*Inventor.*  
John M. Hascare



JOHN M. HASSAM, OF MOUNT VERNON, MAINE.

Letters Patent No. 83,494, dated October 27, 1868.

**IMPROVED APPLE-CORER AND QUARTERER.**

The Schedule referred to in these Letters Patent and making part of the same.

*To all whom it may concern:*

Be it known that I, JOHN M. HASSAM, of Mount Vernon, in the county of Kennebec, and State of Maine, have invented a new and useful Improvement in Apple-Corers, Quarterers, and Slicers; and I do hereby declare the following to be a full, clear, and exact description thereof, reference being had to the accompanying drawings, forming part of this specification, in which—

Figure 1 is a perspective view of the device illustrating my invention.

Figure 2 is a top view of the slicer and corer.

Similar letters of reference indicate corresponding parts in the two figures.

My invention is an improvement in that class of devices, for coring, quartering, and slicing apples, in which the operations are performed by a plunger and suitable knives; and it consists in attaching to the corer, quarterer, or slicer, means for conveying the cores to one receptacle and the quarters or slices to another receptacle, whereby advantages are gained, as will be apparent to those using the device.

In the drawings, A represents a table or rest for the bed-piece C, from which arise standards D, connected together at the top by a bar or piece, E, in any suitable manner.

F is a plunger, passing loosely through the brace E, and is connected to a sliding cross-bar, G, which is guided by the standards D. This cross-bar is adapted to be depressed by the action of the hand on the plunger F, but is returned to its normal position by means of a spring, H, which may be of any of the known forms, and suitably arranged for the purpose intended.

J represents the corer, which consists, by preference, of a four-sided oblong tube, which is supported or suspended, by a stirrup or other means, O, from the bed-piece C, within an opening in said bed-piece in line with the plunger F.

This corer has, projecting from its upper end, radial blades, K K, for cutting the apples into quarters.

I represents a cylinder or conveyer, which is secured to the bed-piece, and encircles the coring-tube J, whose lower edge should extend, at least, above the bottom of the cylinder.

N represents a curved spout, connected at one end to the corer J, and gradually widening towards its other end, so as to present a flaring mouth.

The spout should be sufficiently long and curved to cause its mouth to be outside of the conveyer L.

It will be seen that, if an apple is placed on the corer J, and power applied to plunger F, the apple is forced down, core cut out, and the remaining part quartered.

The core and quarters are then conveyed to separate receptacles or places of deposit, U M.

A pin, I, may be applied to the sliding cross-bar G, to prevent the apple from being pushed away from the corer when the plunger is depressed.

The operation of slicing the apples is similar to the aforesaid. The knives K K are to be removed, however, and the slicing-blades Q and cover J, fig. 2, to be substituted therefor.

A treadle may be arranged with my device, to operate the plunger, but the result is the same as with hand-power.

Having thus described my invention,

What I claim as new, and desire to secure by Letters Patent, is—

The combination, with the spring-plunger F, cross-bar G, knives K or Q, and corer J, of the conveyer L, and the extended conveyer or spout N, whereby the cores and the quarters or slices are conducted to separate places of deposit, substantially as described.

Witnesses:

JOHN M. HASSAM.

ORIN W. SIMS,  
M. GRAY.