
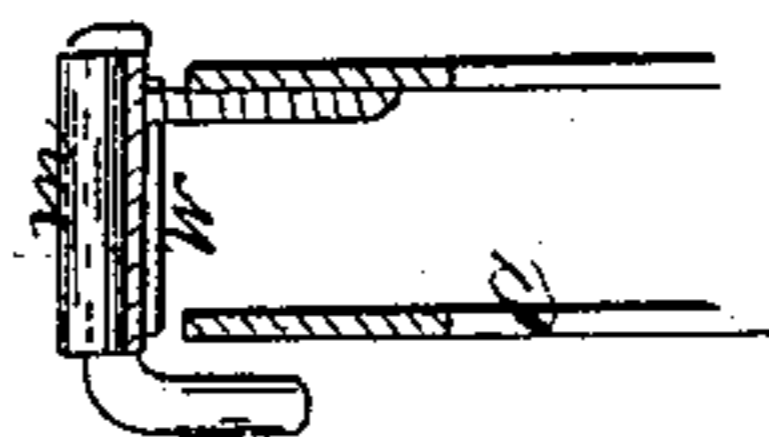


*W. Roemer,*  
*Traveling Bag,*  
*No 83,212,* *Patented Oct. 20, 1868.*


*Fig: 3.*



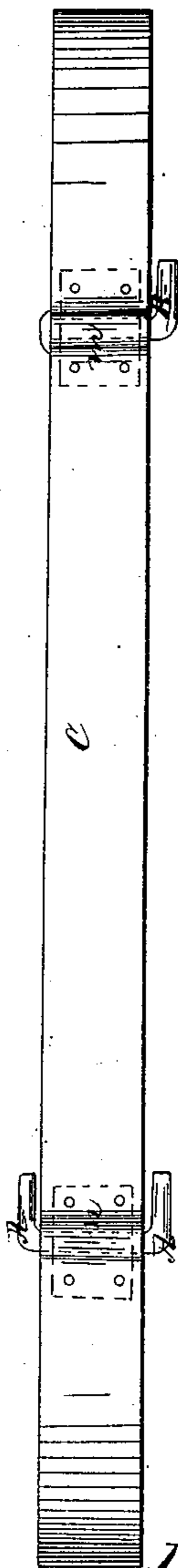
*Fig: 4.*



*Fig: 1.*



*Fig: 2.*



*Witnesses:*

*Henry E. Parker*  
*Wm. Derfer*

*Inventor:*

*William Roemer*

# United States Patent Office.

WILLIAM ROEMER, OF NEWARK, NEW JERSEY.

Letters Patent No. 83,212, dated October 20, 1868.

## IMPROVEMENT IN TRAVELLING-BAGS.

The Schedule referred to in these Letters Patent and making part of the same.

To all whom it may concern:

Be it known that I, WILLIAM ROEMER, of Newark, in the county of Essex, in the State of New Jersey, have invented a new and useful "Improvement in Travelling-Bags;" and I do hereby declare that the following is a full and exact description thereof, reference being had to the accompanying drawings, and to letters of reference marked thereon.

Figure I represents a front view of a frame for a travelling-bag or valise with my improvement;

Figure II is a top view of the same;

Figure III is a section at the centre of the staple A; and

Figure IV is a section at the centre of the staple B.

This invention is an improvement of a similar invention, for which Letters Patent were granted to me on the 31st day of July, 1866, and consists in the construction of the frame by bulging the upper part of the frame so as to form, in connection with a straight or partly-bulged plate, attached to the under or inner side of said top part, the bearing for the staple, whereby the appearance of the bag, when finished, is improved, and the labor and expense of manufacturing the same are considerably reduced.

In the accompanying drawings, C represents the iron frame of a travelling-bag or valise. The top part of this frame is, at those places where it is desired to place the staples, bulged outward, as shown at *n* and

*m*, and has plates *v w* attached to its under side, so as to form thereby a recess capable of receiving the staples A and B. Instead of making the recess wholly in the top part of said frame, the bottom plates *v* and *w* may be partly bulged downwards, reducing thereby the bulge in the frame. The staples or clamps A and B fasten the ends or corners of the frame together, when said bag is packed very full, so as to prevent thereby any articles from falling out of the same, and at the same time relieve the lock of the bag of any undue or excess of strain. These staples or clamps are made of strong wire, and may be either turned down at each end, as staple A, (see Figs. II and III,) or they may be made with only one end turned, and the other end riveted against the edge of the top of the frame, as staple B. (See Figs. II and IV.)

What I claim as my invention, and desire to secure by Letters Patent, is—

A frame for travelling-bags or valises, being bulged at *n* and *m*, to form, in combination with plates *v* and *w*, attached on the under side, recesses or bearings for staples A or B, to relieve the lock from strain, as described, constructed and arranged as herein specified.

WILLIAM ROEMER.

Witnesses:

HENRY E. ROEDER,  
LOUIS STUMM.