

*E. Jennings, Jr.,
Suspender.*

No. 82,720.

Patented Oct. 6. 1868

Fig 1

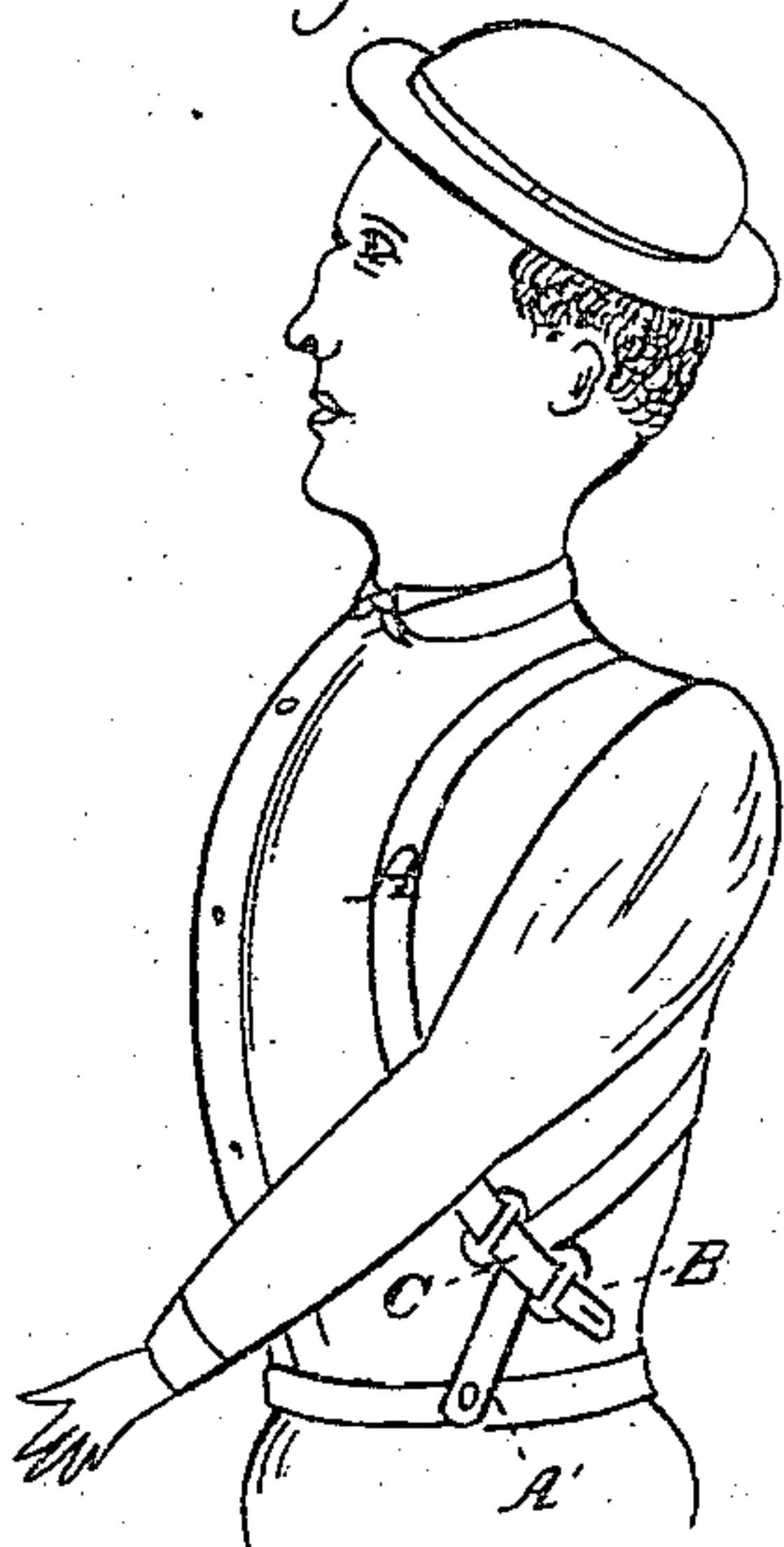


Fig 2

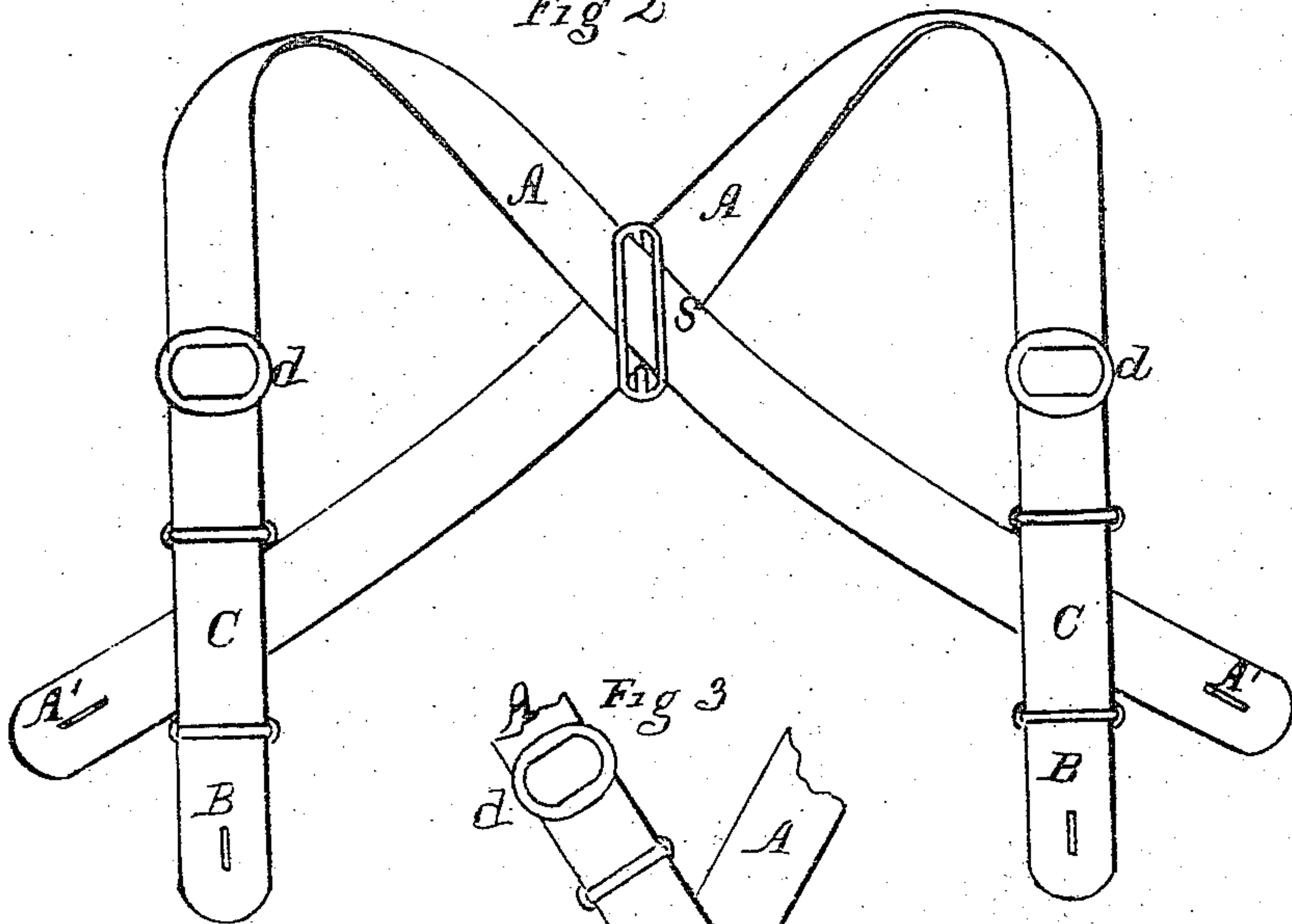
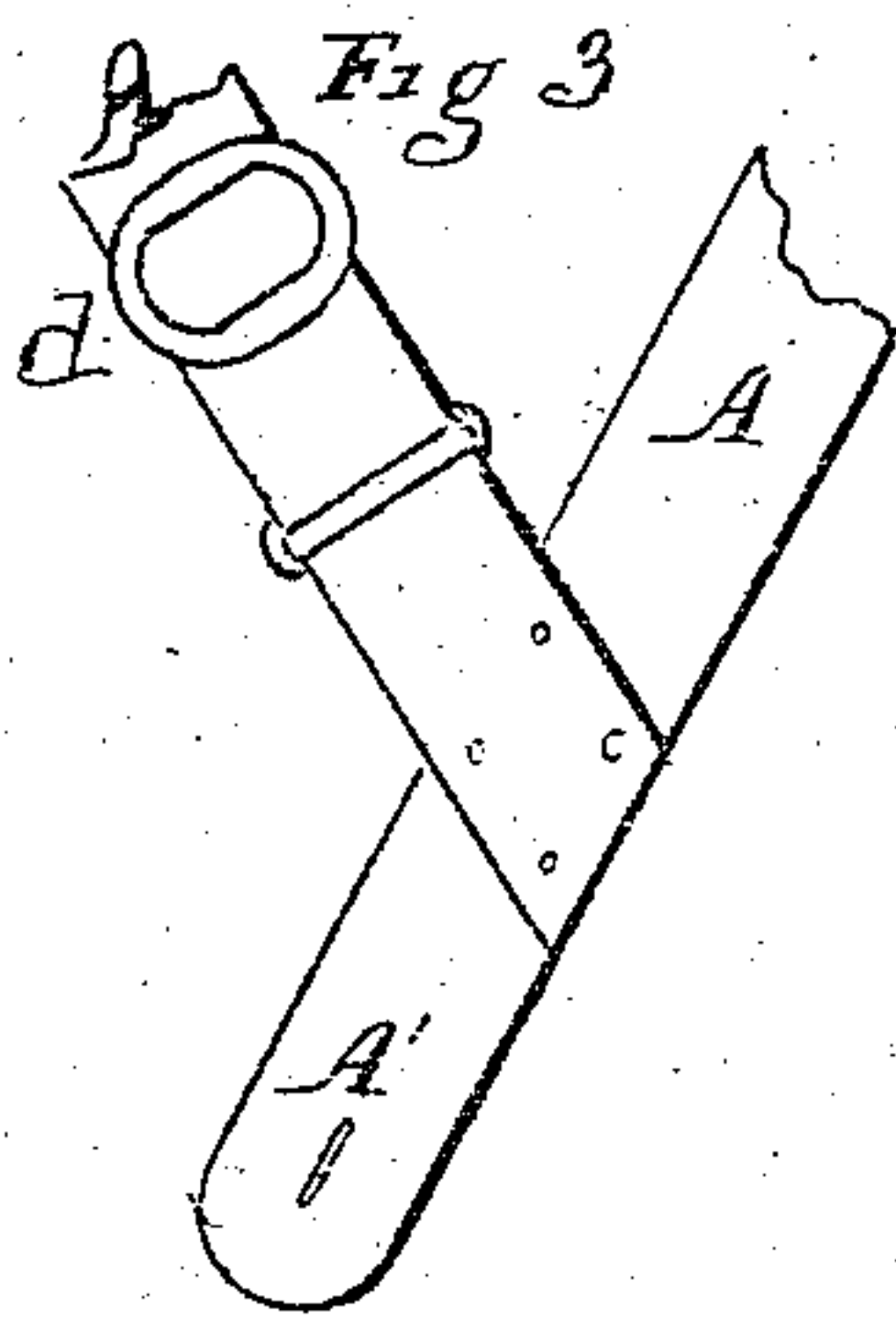


Fig 3



*Witnesses,
Jos. J. Coombs
John H. Hume*

*Inventor,
Ebenzer Jennings Jr.
By J. J. Coombs,
Attorney*

United States Patent Office.

EBENEZER JENNINGS, JR., OF NEW YORK, N. Y.

Letters Patent No. 82,720, dated October 6, 1868.

IMPROVEMENT IN SUSPENDER AND SHOULDER-BRACE COMBINED.

The Schedule referred to in these Letters Patent and making part of the same.

TO ALL WHOM IT MAY CONCERN:

Be it known that I, EBENEZER JENNINGS, Jr., of New York, in the county of New York, and State of New York, have invented a new and useful Improvement in Shoulder-Braces and Suspenders; and I do hereby declare that the following is a full, clear, and exact description thereof, reference being had to the accompanying drawings, and the letters of reference marked thereon.

My invention is an improvement upon a combined shoulder-brace and suspender, for which I have heretofore filed an application for a patent, which is now pending in the United States Patent Office.

In the accompanying drawings—

Figure 1 shows a combined shoulder-brace and suspender, made in pursuance of my present invention.

Figure 2 is a view of a portion of the same, in use on the person of the wearer.

Figure 3 is a section, showing a modification of my invention.

A A are the two main straps, which pass over the shoulders. B B are the button-hole tags, and C C are loops, through which the ends, A', of the main straps pass, when on the person of the wearer. S is an adjustable slide, through which the main straps pass, crossing each other on the back of the wearer; and d d are slides or buckles for adjusting the length of the main straps.

The ends A', of the main straps A, are buttoned to the pants, one at each side, under the arms. The strap which is buttoned to the left side passes over the right shoulder, and back under the right arm, and the end A' of the other main strap is passed through its loop, C, before being buttoned to the pants, as shown in fig. 2. In like manner the other strap passes over the left shoulder, and back under the left arm, its loop C embracing the end A' of the strap, which passes over the right shoulder, as before described.

The loop C may be slipped up or down at pleasure, thus increasing or diminishing the bracing power. The higher it is slipped up on the end of the strap which is buttoned to the pants, the more effectually will it operate as a shoulder-brace. When worn in this way, the button-hole tag B will be a useless appendage, but, if added, it enables the wearer to button both ends of the straps to the pants, without passing the end A' of one through the loop C of the other, and so to wear the suspender as described in my aforesaid pending application, or as a common suspender.

The loop C is provided with a thin sheet-metal lining, to cause it to slide with more ease upon the strap passing through it, but this lining may be omitted, and still the loop will perform its proper function.

In the modification shown by fig. 3, the end of the strap which passes down in front of the shoulder is sewed, or otherwise, attached to the end A' of the other strap, at any suitable point between the button-hole and the adjustable slide S. In this case the bracing power is uniform; and not variable or adjustable.

What I claim as my invention, and desire to secure by Letters Patent, is—

1. A combined shoulder-brace and suspender, provided with the loop C, on one end of each of the main straps, adapted to receive the reverse ends of the opposite straps, substantially as and for the purpose set forth.
2. In combination with a combined shoulder-brace and suspender, provided with the loop C, on one end of each of the main straps, as and for the purpose described, I claim the button-hole tags B, as and for the purpose specified.
3. In combination with the subject-matter of each of the said first and second claims, I also claim an adjustable slide, through which both of the main straps pass, crossing each other, substantially as shown and described.

E. JENNINGS, JR.

Witnesses:

J. J. COOMBS,

J. L. COOMBS.