

Leonard & Perkins

Billiard Chalk Cup.

N^o 8,1515.

Patented Aug. 25, 1868.

Fig: 1.

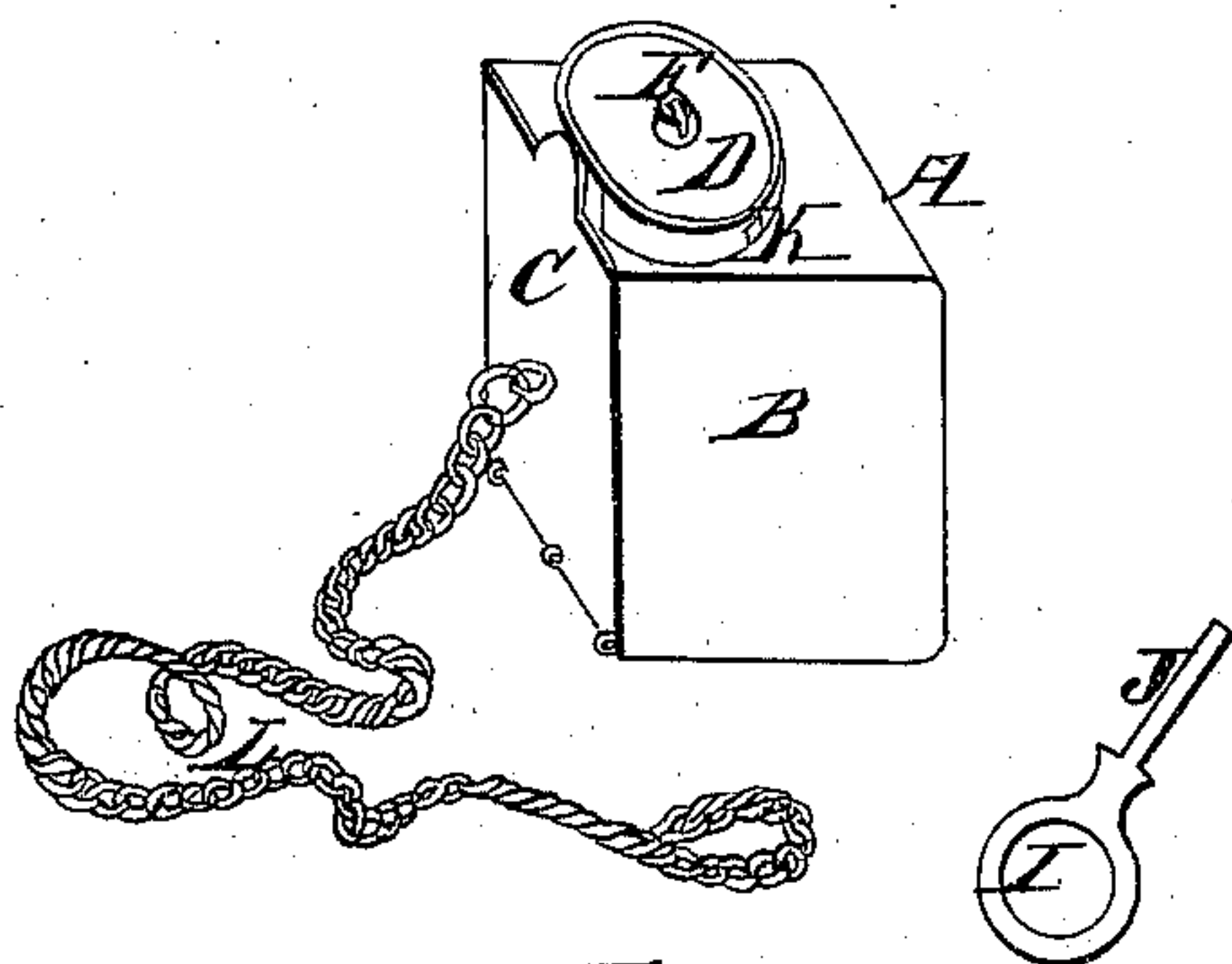


Fig: 2.





Fig: 3.



Witnesses:

H. F. Everts
W. C. Lyne

Inventor:

Andrew M. Leonard
Belmont Perkins
Per attorney
Thos S. Sprague

United States Patent Office.

ANDREW M. LEONARD AND BELMONT PERKINS, OF ANN ARBOR, MICHIGAN.

Letters Patent No. 81,515, dated August 25, 1868.

CHALK-HOLDER FOR BILLIARD-TABLES.

The Schedule referred to in these Letters Patent and making part of the same.

TO WHOM IT MAY CONCERN:

Be it known that we, ANDREW M. LEONARD and BELMONT PERKINS, of Ann Arbor, in the county of Washtenaw, and State of Michigan, have invented a new and useful Improvement in Chalk-Holders for Billiard-Tables; and we do declare that the following is a true and accurate description thereof, reference being had to the accompanying drawings, and to the letters of reference marked thereon, and being a part of this specification.

The object of this invention is to construct a neat, simple, economical locked receiver, to be attached to a billiard-table by a small chain, for the purpose of holding the pieces or blocks of chalk necessary to make the tips of the cues serviceable, so that said blocks of chalk cannot be carried off, mislaid, or lost.

In order to accomplish this end, we construct, of any suitable material, and of suitable size to fit and hold the block of chalk A, the square box B, without a cover, provided with a bottom, C, hinged upon or to one of the sides. To the under side of the bottom, C, is attached a suitable chain, L, to fasten the box to any proper place on the billiard-table. Upon one side of the box is a circular box, D, covering a lever, E, fulcrumed upon the screw F, and provided with a spring, G, which compels the end of the lever to engage in a slotted projection on the ear H, which is attached to and forms a part of the hinged bottom C, thereby locking the box when necessary. I is a proper key, with a thin stem, J, which should be inserted into the opening K on the side of the circular box D, and pressed against the opposite end of the lever, when the spring is forced back and the box unlocked.

By the use of this box, the chalk may be secured in a position that will allow it to be used up entirely without waste.

Figure 1 is a perspective view of the holder closed.

Figure 2 is a perspective view of the same open.

Figure 3 is a sectional view of lock.

The same letters indicate like parts.

What we claim as our invention, and desire to secure by Letters Patent, is—

The construction of a box, B, provided with a hinged bottom, C, and chain L, in connection with circular box D, lever E, fulcrum-screw F, spring G, and key I, when arranged and operating substantially as and for the purposes herein set forth.

ANDREW M. LEONARD,
BELMONT PERKINS.

Witnesses:

J. B. STITSON,

T. P. RAPALJE.