
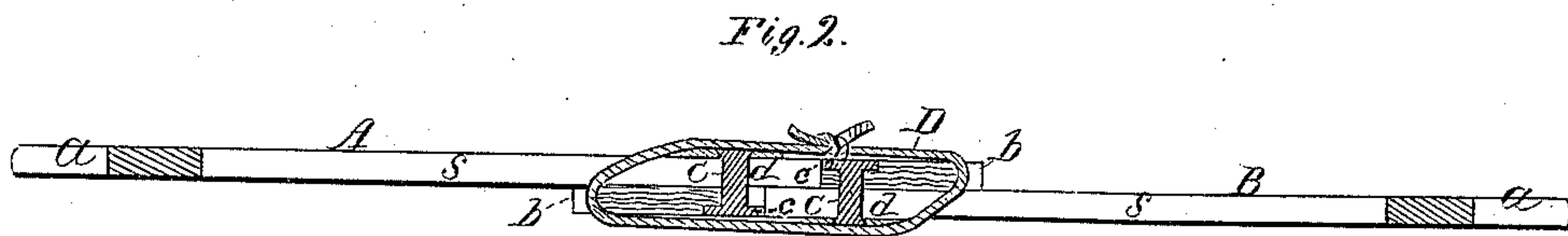
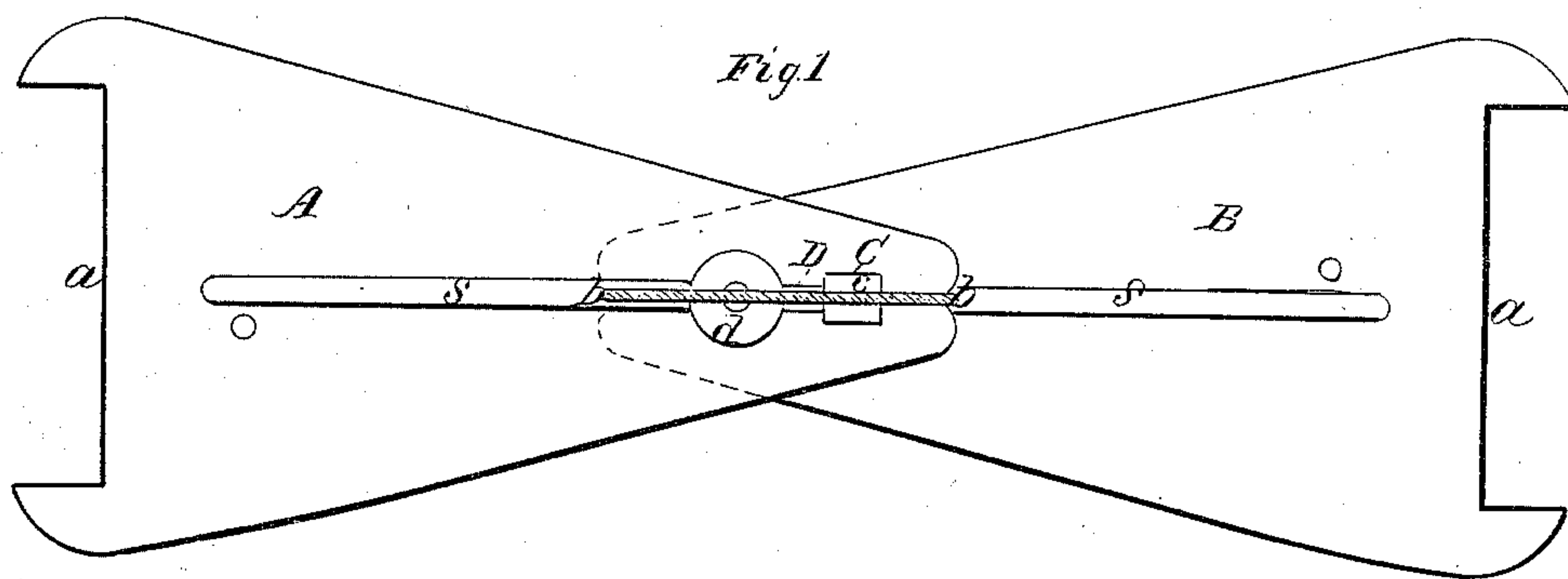


*T. F. Brown,  
Reel.*

*No. 81,471.*

*Patented Aug. 25. 1868.*



Witnesses:  
*J. N. Piper.*  
*J. P. Snow.*

Thomas F. Brown, Jr.  
by his attorney.  
*R. H. Snow*

# United States Patent Office.

THOMAS F. BROWN, JR., OF CONCORD, NEW HAMPSHIRE.

*Letters Patent No. 81,471, dated August 25, 1868.*

## IMPROVEMENT IN SKEIN-HOLDER.

*The Schedule referred to in these Letters Patent and making part of the same.*

TO ALL PERSONS TO WHOM THESE PRESENTS MAY COME:

Be it known that I, THOMAS F. BROWN, Jr., of Concord, of the county of Merrimack, and State of New Hampshire, have invented an Adjustable Trimming or Skein-Holder; and do hereby declare the same to be fully described in the following specification, and represented in the accompanying drawings, of which—

Figure 1 is a top view, and

Figure 2 a longitudinal section of it.

Figure 3 is an edge elevation of it, as arranged in a skein of braid.

Braid or tape, as put up for sale in the market, is generally wound in a skein. It is customary for the purchaser, preparatory to using it, to unravel it and wind it on a card, or in a ball. The purpose of my invention is to save the necessity of doing this, and to enable a person to use the braid or tape in the skein.

In the drawings, A and B are two long isosceles-triangular plates, each being furcated, or formed with a notch, *a*, in its shortest side.

Each plate also has a long slot, *s*, arranged longitudinally in it. Furthermore, each plate has a notch, *b*, in its vertex.

At that end of the slot next the vertex of each of the plates A B is a bolt, C, whose head, *c*, is square, and sunk in the plate. These bolts go through the two slots and washers *d d*, arranged in manner as represented, the bolts being riveted down upon the washers.

An elastic cord or spring, D, goes through each of the vertex notches *b*, and the two slots, in manner as shown in fig. 2, the two ends of the cord being united or tied together. This elastic cord serves, by its contractile power, to move the two plates in opposite directions, longitudinally of each other, while they are held in connection by the bolts and washers, arranged as above explained. The apparatus so made may be readily contracted lengthwise, so as to enable a person to introduce it into a skein. After having been placed therein, the two parts A B will be moved by their spring, so as to distend the skein and hold it in their larger notches, in which case the skein will be reeled, as it were, on the holder, and may be removed therefrom in such quantity or quantities as occasion may require.

I claim the combination of the plates A B, slitted and notched, as described, with their connections and operative spring, arranged and applied to them substantially as specified, the whole being for the purpose as explained.

T. F. BROWN, JR.

Witnesses:

R. H. EDDY,

F. P. HALE, Jr.