

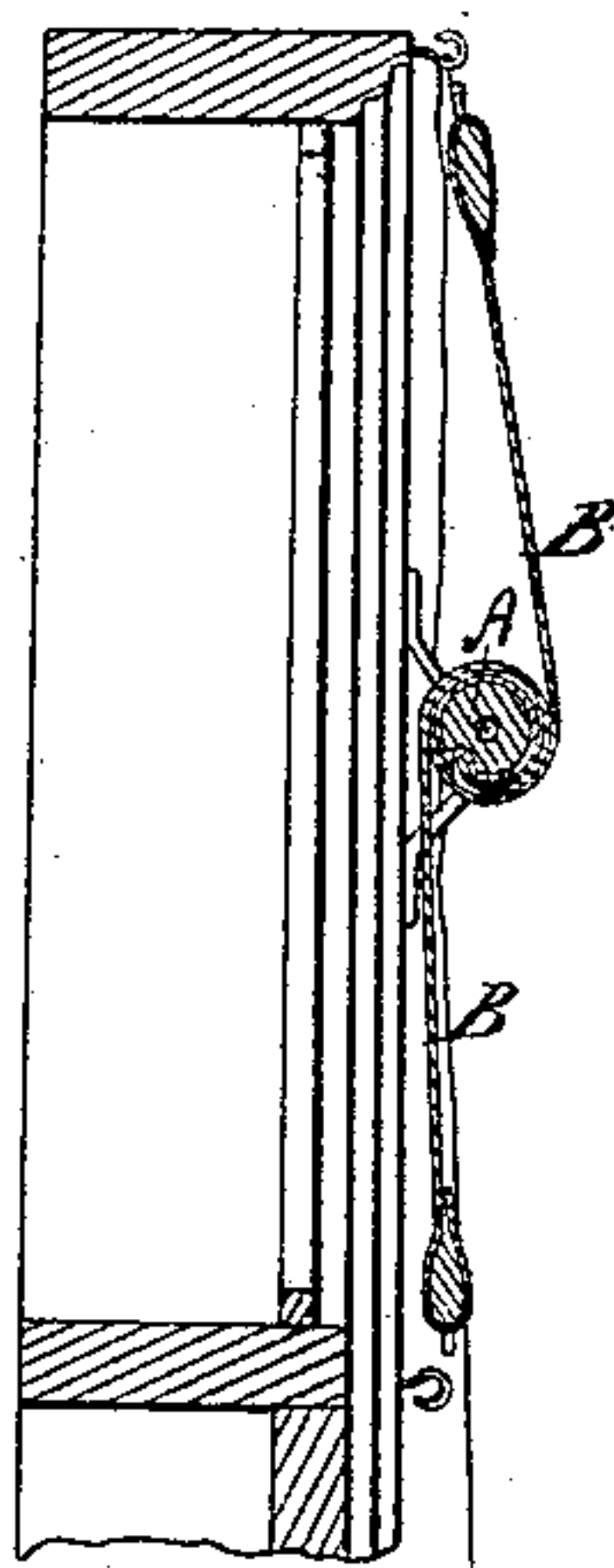
*J. David,*

*Curtain Fixture.*

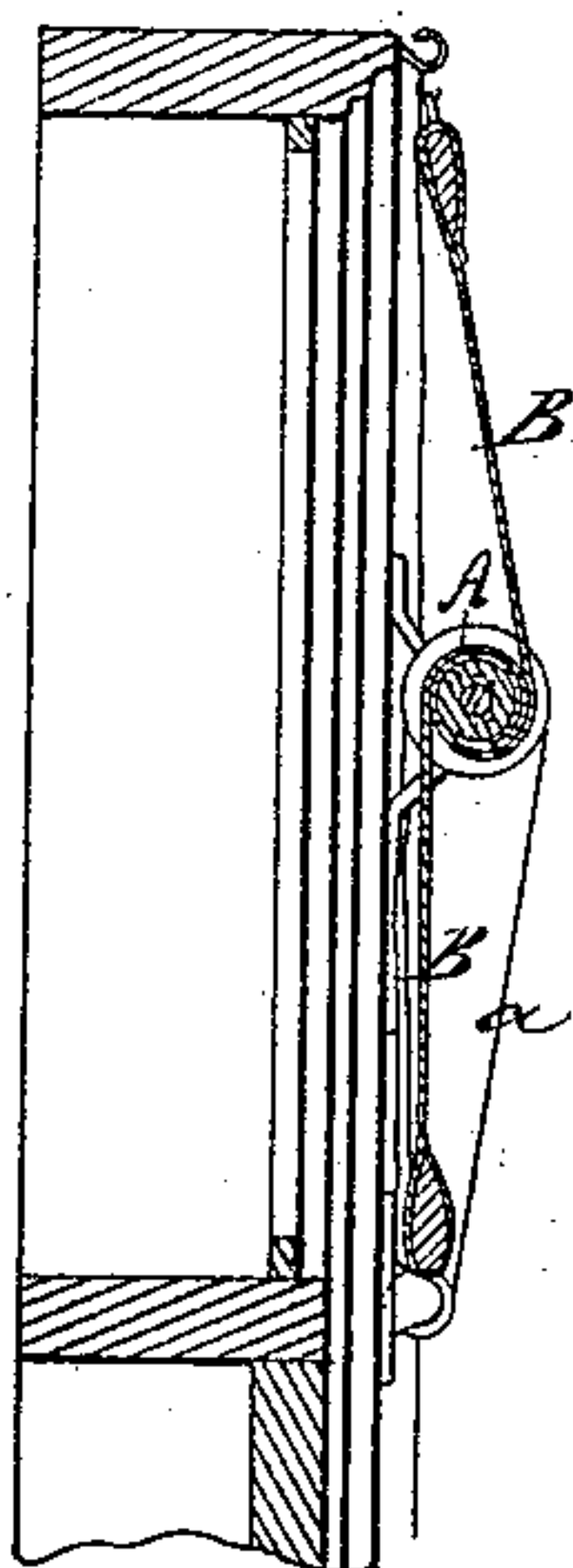
*N<sup>o</sup> 8,258.*

*Patented Aug. 18, 1868.*

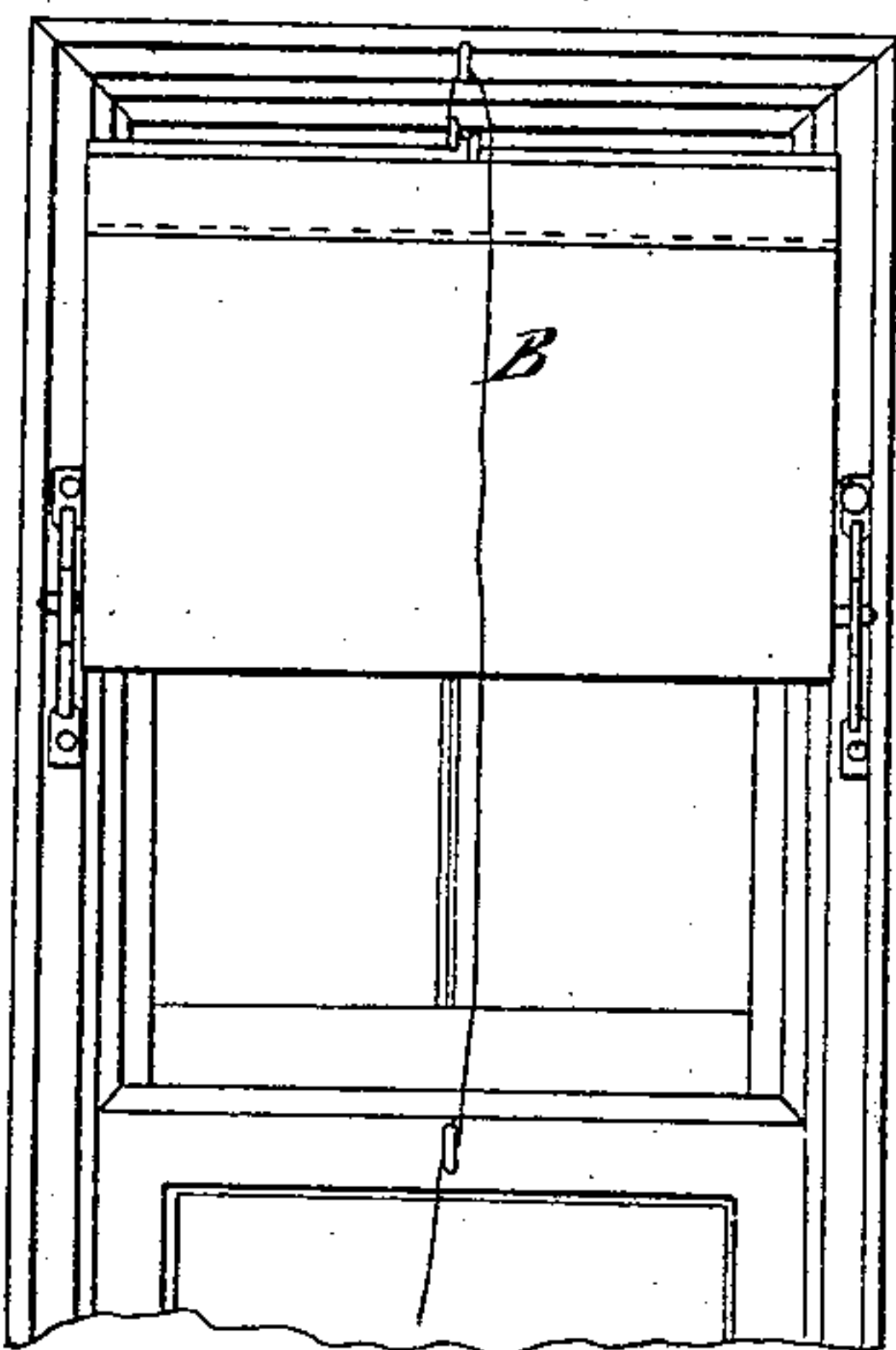
*Fig. 1*



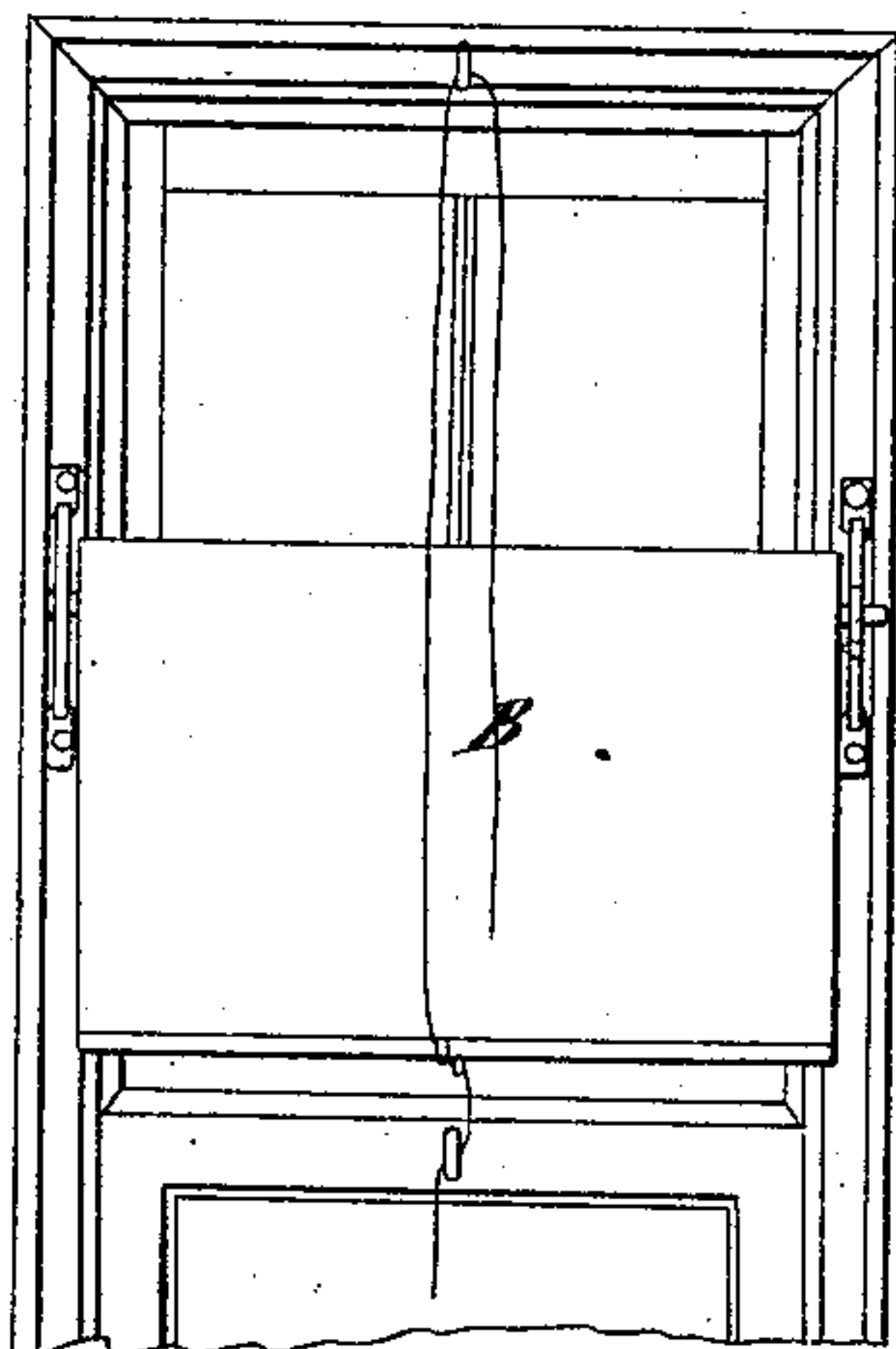
*Fig. 2*



*Fig. 3*



*Fig. 4*



*Witnesses*  
*E. F. Kaslenhuber*  
*Chas. Wablers.*

*Inventor*  
*Jacob David*  
*per*  
*Van derford, Hauff*  
*Attys.*

# United States Patent Office.

JACOB DAVID, OF NEW YORK, N. Y.

*Letters Patent No. 81,258, dated August 18, 1868.*

## IMPROVED CURTAIN-FIXTURE.

*The Schedule referred to in these Letters Patent and making part of the same.*

### TO ALL WHOM IT MAY CONCERN:

Be it known that I, JACOB DAVID, of the city, county, and State of New York, have invented a new and useful Improvement in Hanging and Operating Curtains; and I do hereby declare the following to be a full, clear, and exact description thereof, which will enable those skilled in the art to make and use the same, reference being had to the accompanying drawing, forming part of this specification, in which drawing—

Figure 1 represents a transverse vertical section of this invention.

Figure 2 is a similar section of a modification thereof.

Figures 3 and 4 are front views of the same, showing the curtain in different positions.

Similar letters indicate corresponding parts.

This invention consists in securing the curtain at the middle of its length to the roller, which is fastened to the window-frame in the middle of its height, instead of at the top, in such a manner that one end of the curtain can be drawn up and the other down, or both ends can be drawn up or down, and the curtain can be placed in various different positions, shading either the central portion of the window, or the upper or lower half thereof, or the whole window, as may be desired.

A represents the roller, to which the curtain B is fastened at the middle of its length, so that if one end of the said curtain is drawn up, the other end will descend, or, if desired, both ends of the curtain can be drawn up or down. The roller may either be self-acting, by means of a spring lodged in its interior, or it may be operated by a cord, *a*, in the usual manner, as shown in fig. 2 of the drawing, and said roller is secured to the frame of the window at or near the middle of its height, as shown.

If one end of the curtain is drawn up, by means of the cord *b*, the other end of said curtain descends, and the curtain can be brought in such a position that it shades the middle portion thereof, leaving the same open at top and bottom, or the whole window may be shaded, or, if desired, both ends of the curtain can be drawn up or down, so as to close one half of the window, either above or below, leaving the other half open.

By these means the curtain is so arranged that it can be operated with great convenience, particularly on large windows in stores, churches, or other buildings where curtains, when hung in the usual manner, are difficult to operate, and furthermore, by my method of hanging the curtain, various changes in the position of the curtain can be effected, which are of great convenience, and which cannot be effected with curtains hung in the usual manner.

It is obvious that the same effect will be produced by cutting the curtain through in the middle and fastening the ends to the roller, or by taking two curtains of the same length and with one end to the roller.

Having thus described my invention, what I claim as new, and desire to secure by Letters Patent, is—

The within-described method of hanging and operating a curtain, by securing the same to its roller at or about the middle of its length, said roller being fastened to the window-frame at the middle thereof, and the curtain being operated substantially as set forth.

JACOB DAVID.

Witnesses:

W. HAUFF,

E. F. KASTENHUBER.