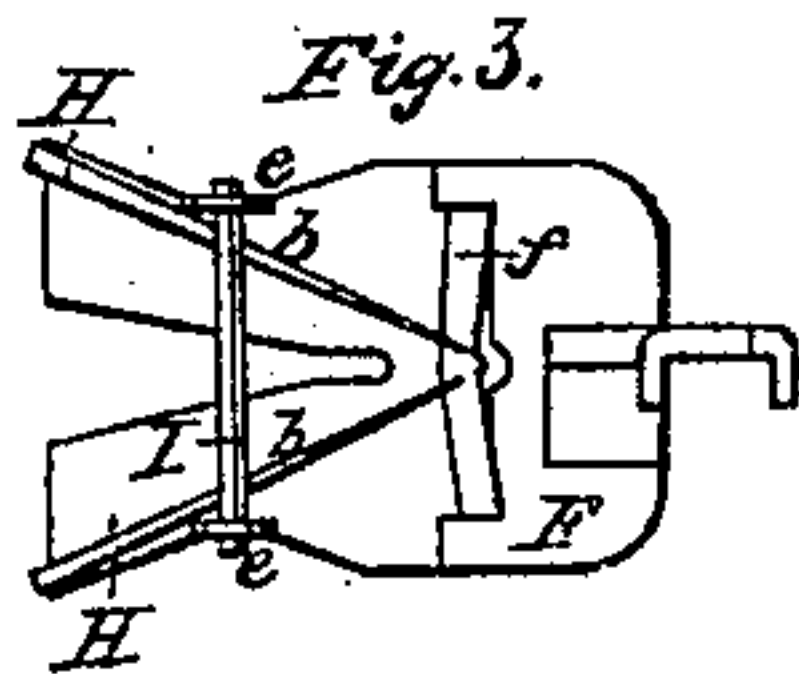
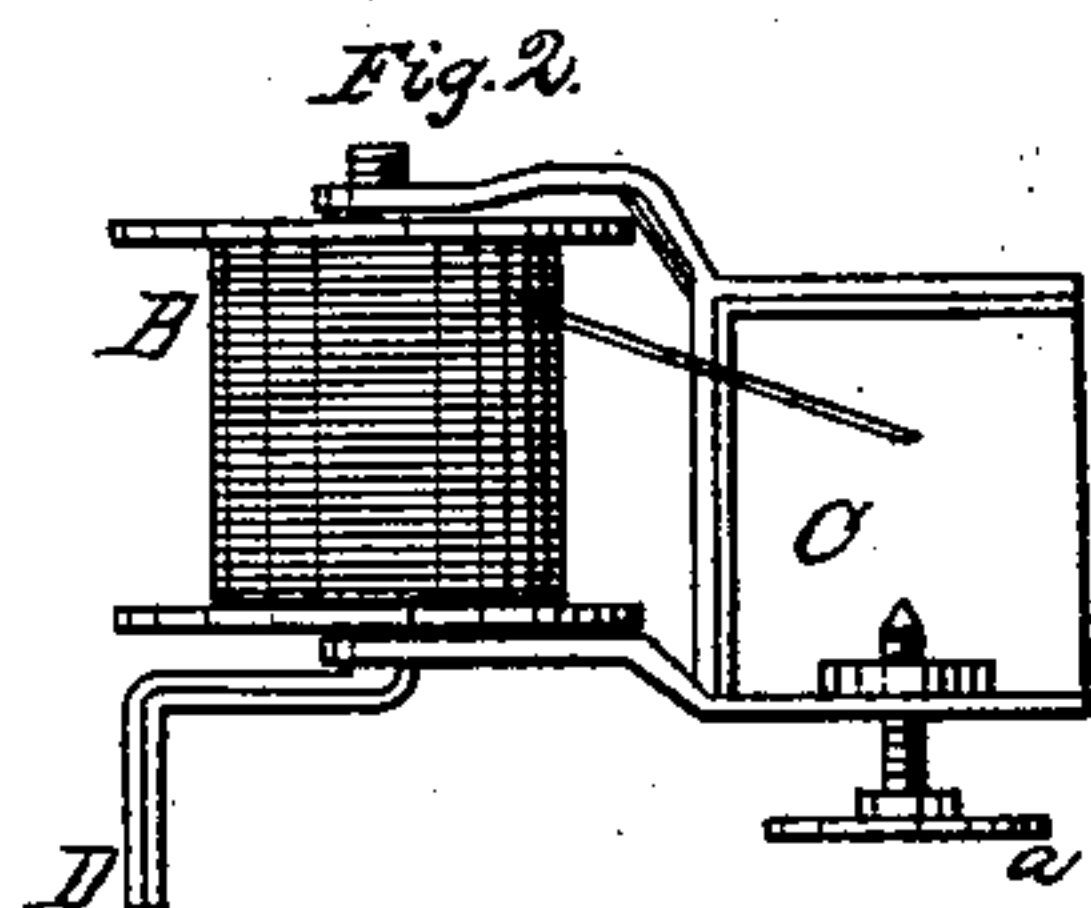
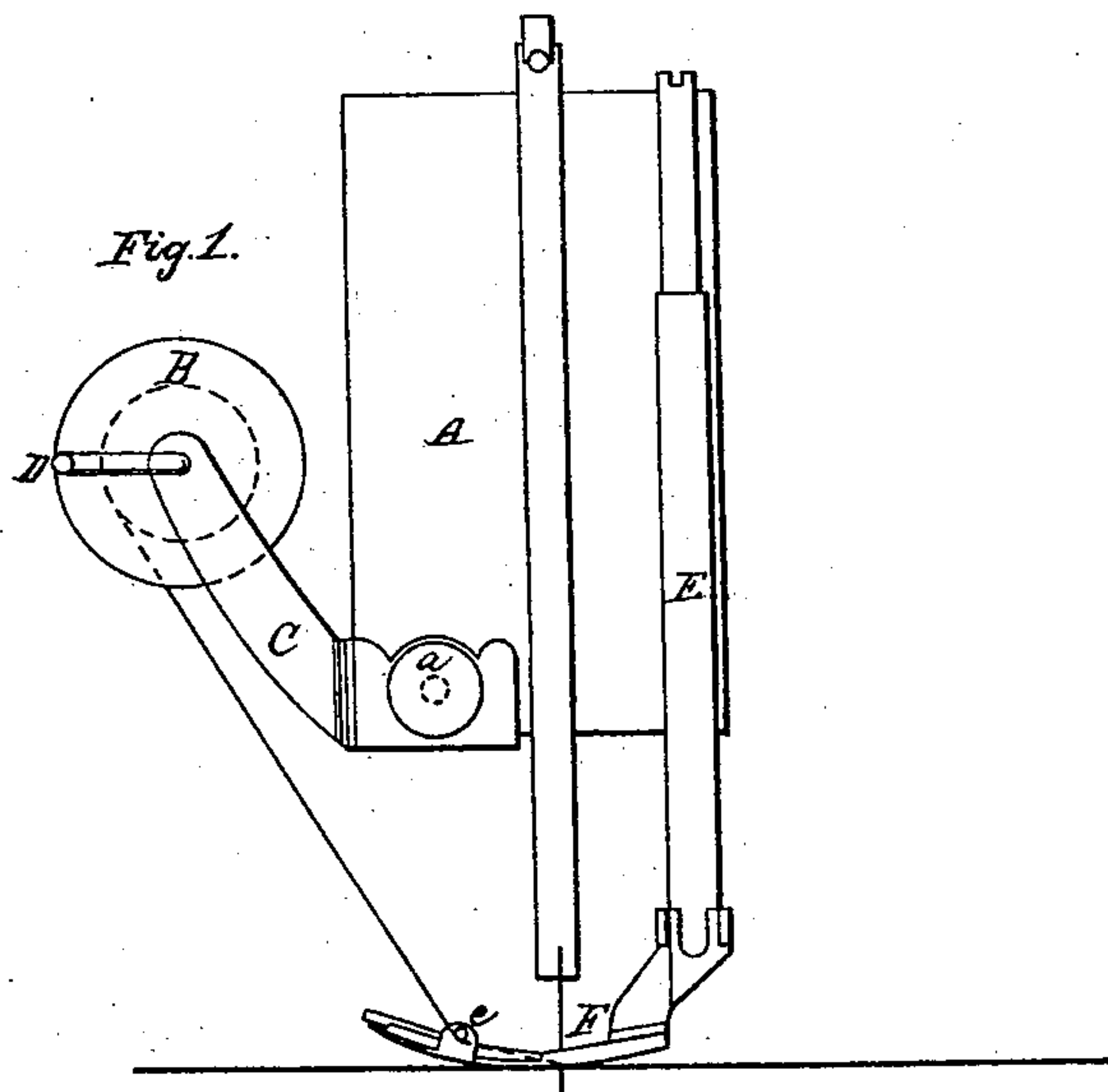


W. CARPENTER.
BRAIDING ATTACHMENT FOR SEWING MACHINE.

No. 81,138.

Patented Aug. 18, 1868.



Witnesses
Ch. C. Ashkett
Wm. A. Morgan

Inventor
Wm. Carpenter
per Munniff
attorneys

United States Patent Office.

WILLIAM CARPENTER, OF FAIRBURY, ILLINOIS.

Letters Patent No. 81,138, dated August 18, 1868.

IMPROVEMENT IN BRAIDING-ATTACHMENT FOR SEWING-MACHINES.

The Schedule referred to in these Letters Patent and making part of the same.

TO ALL WHOM IT MAY CONCERN:

Be it known that I, WILLIAM CARPENTER, of Fairbury, in the county of Livingston, and State of Illinois, have invented new and useful Improvements in Braid-Reels and Guides for Sewing-Machines; and I do hereby declare that the following is a full, clear, and exact description thereof, which will enable those skilled in the art to make and use the same, reference being had to the accompanying drawings, forming part of this specification.

The nature of my improvements relate to the application to sewing-machines of a means for supplying braid to be sewed on to the cloth, and for guiding the same in a more perfect and satisfactory manner than could be done by the means now in use; and it consists in attaching to the frame of the machine a braid-reel in a position above the work, so as not to obstruct or be in the way of the same, and arranging it, in combination with guides, on the braid-foot, of peculiar construction, whereby a braid of any width may be easily and truly guided to the needle, so as to be sewed to the cloth in the middle, or on either edge, as may be desired, and whereby the angles may be made much more perfect than by the means now in use, as will be more clearly described on reference to the drawings, wherein—

Figure 1 represents a side view of the reel and braid guide attached to a sewing-machine.

Figure 2 represents a plan of the reel and its supporting-frame, and

Figure 3 represents a plan of the braid-guide and foot.

Similar letters represent corresponding parts in all the figures.

A represents a portion of the frame of a sewing-machine, with my improvements attached to the same.

B is the braid-reel, supported in the frame C, which is fastened to the frame A by the set-screw *a*.

F is the braid-foot, secured to the adjustable part, E, which is also secured to the frame A.

H H are the braid-guides, which are attached to the braid-foot by the pivots *b b*, on which they may be oscillated in either direction by the operator, to guide the braid to the needle.

I is a small rod, extending across the braid-foot from side to side, and secured to upward-projecting ears *e e* from the same, above the guides H H.

f is an opening through the braid-foot for the braid to pass, and through which the needle works.

g is an opening, through which the marks on the cloth are exposed to the view of the operator.

The operation is as follows:

The end of the braid being applied to the reel by the thumb and finger of the left hand, it is wound on to the same by turning the crank D with the right hand.

By this operation, it is wound on smoothly, without kinking or twisting, and is in a condition to be drawn off to the needle in the same manner.

The end last wound on to the reel is now drawn under the rod I, and between the points of the guides H H, through the opening *f*, under the needle, when the machine may be set in motion and the braiding proceeded with, while the operator, with the thumb and finger bearing on the outer ends of the guides, holds them in the right position to direct the braid as may be desired, to be sewed in the middle or on either edge.

The braid-foot also admits of any part of the cloth being passed under it, either the edges or any portion, however distant from the same.

By arranging the pivots on which the guides turn nearer to the sewing point, there will be greater leverage in favor of the operator, and the guiding-operation may be performed easier.

Notches may also be arranged in the turned-up edges of the foot, under the outer ends of the guides, into which they may be caused to spring, so as to hold them in position after having been adjusted, and also to hold them more securely from moving when making short turns with the braid.

In the drawings, I have shown the attaching parts of my improved reel and foot, so constructed as to adapt them to be applied to a Singer sewing-machine; but I do not desire to limit myself to this construction, for, by slight modifications of these parts, they may be applied to machines of other construction.

It will be observed that, by my arrangement of braid-reel and guides, the braid may be fed to the machine in such a manner as to avoid all twisting and kinking, and so that the view of the marks on the cloth is unobstructed by the braid.

Having thus fully described my invention, what I claim, and desire to secure by Letters Patent, is—

1. The combination, with a sewing-machine, of the braiding-attachment herein described, consisting of the braid-reel, braid-foot, and pivoted guide-fingers, substantially as and for the purpose described.
2. The combination, with a sewing-machine, of the braid-foot and pivoted guide-fingers, substantially as herein shown and described.
3. The combination, with the braid-foot, of the guide-fingers H H and guide-rod I, substantially as and for the purpose described.

The above specification of my invention signed by me, this fourth day of February, 1868.

WILLIAM CARPENTER.

Witnesses:

H. SWEETSER,

W. R. GRAME.