

J. G. Clifton,

Buckle.

No. 80,454.

Patented July 28. 1868.

Fig. 1.

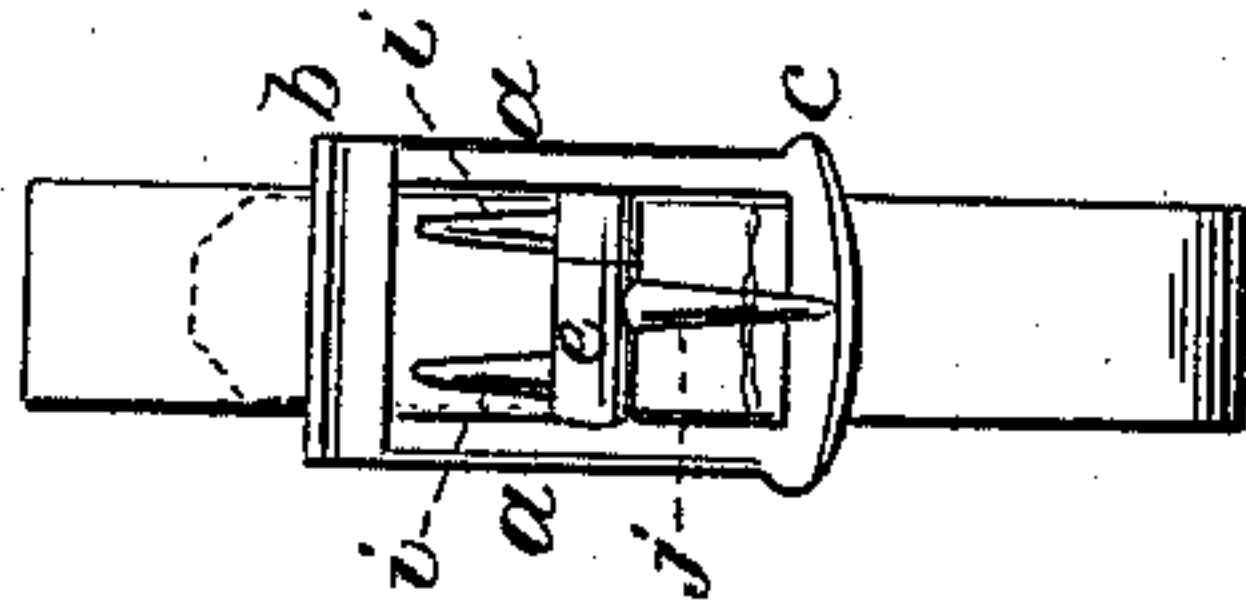


Fig. 2.

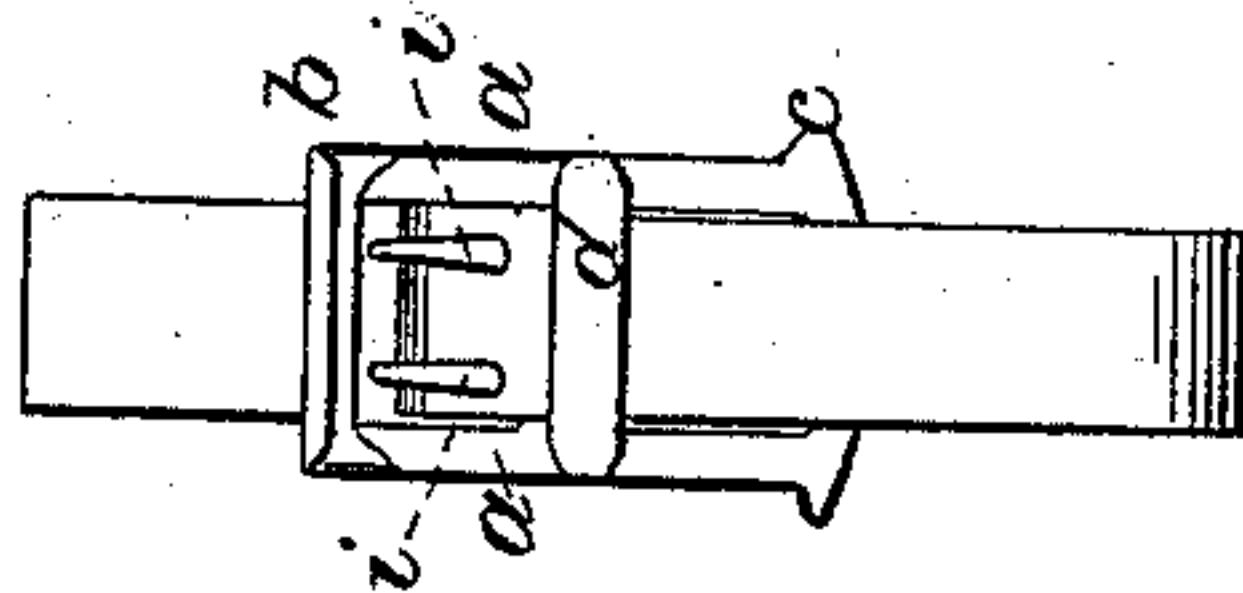
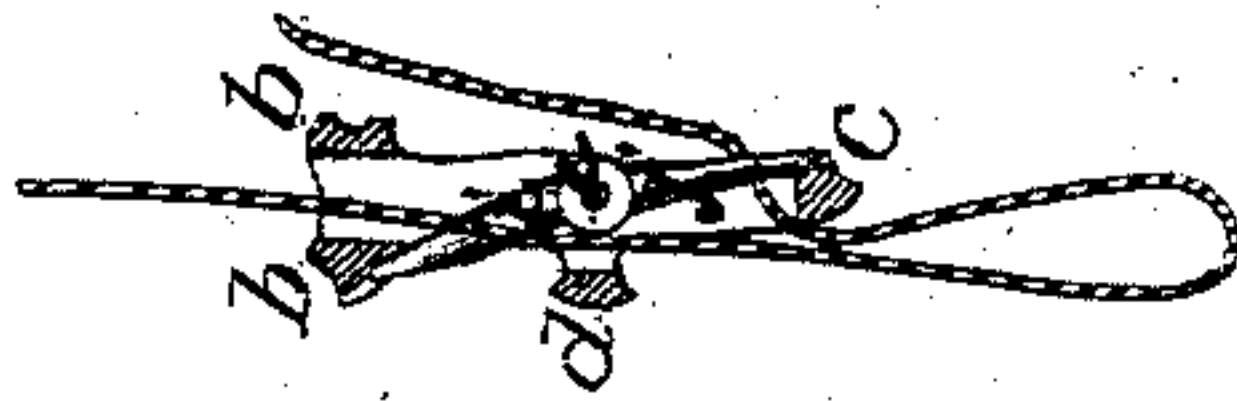


Fig. 3.



Witnesses
S. C. Peck
A. L. Peck

John G. Clifton.
Inventor
By his atty
H. P. K. Peck

United States Patent Office.

JOHN G. CLIFTON, OF NORTHFIELD, INDIANA.

Letters Patent No. 80,454, dated July 28, 1868.

IMPROVEMENT IN BUCKLES.

The Schedule referred to in these Letters Patent and making part of the same.

TO ALL WHOM IT MAY CONCERN:

Be it known that I, JOHN G. CLIFTON, of Northfield, Boone county, Indiana, have invented a new and useful Improvement in Buckles; and I do hereby declare that the following is a full and exact description thereof, reference being had to the accompanying drawings, and to the letters of reference marked thereon.

Figures I and II represent the opposite sides of my improved buckle, with a leather strap inserted therein.

Figure III is a sectional view of the same, taken longitudinally, and representing two of the buckle-tongues.

The object of my improved buckle is to afford a convenient means of uniting the straps of leather which are necessary in the construction of bridles or parts of harness and similar articles, without sewing; and my invention consists in the construction and combination of the bars, double tongues, and slots or loops, as hereinafter described.

The sides *a a* are connected together at one end of the buckle by the two cross-bars *b b*, between which there is an opening or loop for the straps to pass, and at the other end the connection consists of a single bar, *c*. At the centre of the buckle the bars *a a* are connected by the bar *d*, and the tongue-hinge *e*, as represented in the drawings. The tongues *i j* are hinged centrally, and are arranged to secure two straps of leather or other material, introduced from the opposite ends of the buckle. The tongue *j*, working independently of the tongues *i i*, acts as a single buckle-tongue, and the end of a strap secured by it will be passed through the loop between the bars *b b*, while the end of the strap secured or fastened by the tongues *i i* will be introduced in the slot or loop formed by the tongue-hinge *e* and bar *d*, as will be readily seen by reference to the drawings.

Buckles of this construction will enable a person to form any suitable number of leather straps, or like material, into the usual structure of a bridle, or similar article, without the aid of sewing, and the parts so attached may be readily adjusted so as to enlarge or contract the size of the article so made.

Having fully described my improvement in buckles, what I claim therein, and desire to secure by Letters Patent, is—

The arrangement of the loops of the frame of the buckle at one end, and at the centre thereof, between the bars *b b* and *d e*, in combination with the tongues *i j*, acting upon the opposite sides of the frame in the manner and for the purpose specified.

In testimony whereof, I have hereunto set my hand, this day of , 1867.

JOHN G. CLIFTON.

Witnesses:

JNO: L. SMITHMYER,
W. H. HAY.