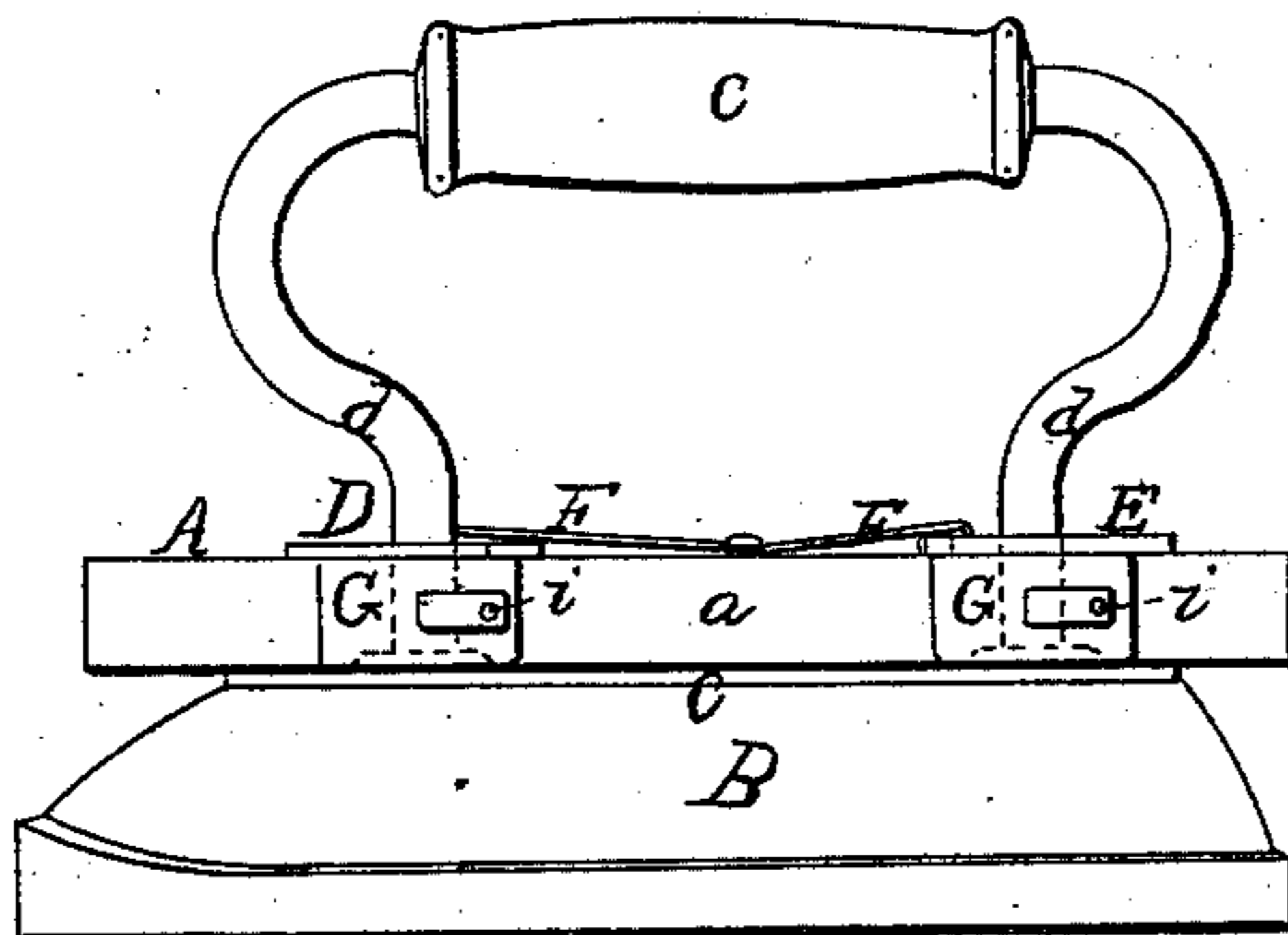


*G. H. Roth,*  
*Sad-Iron Holder,*

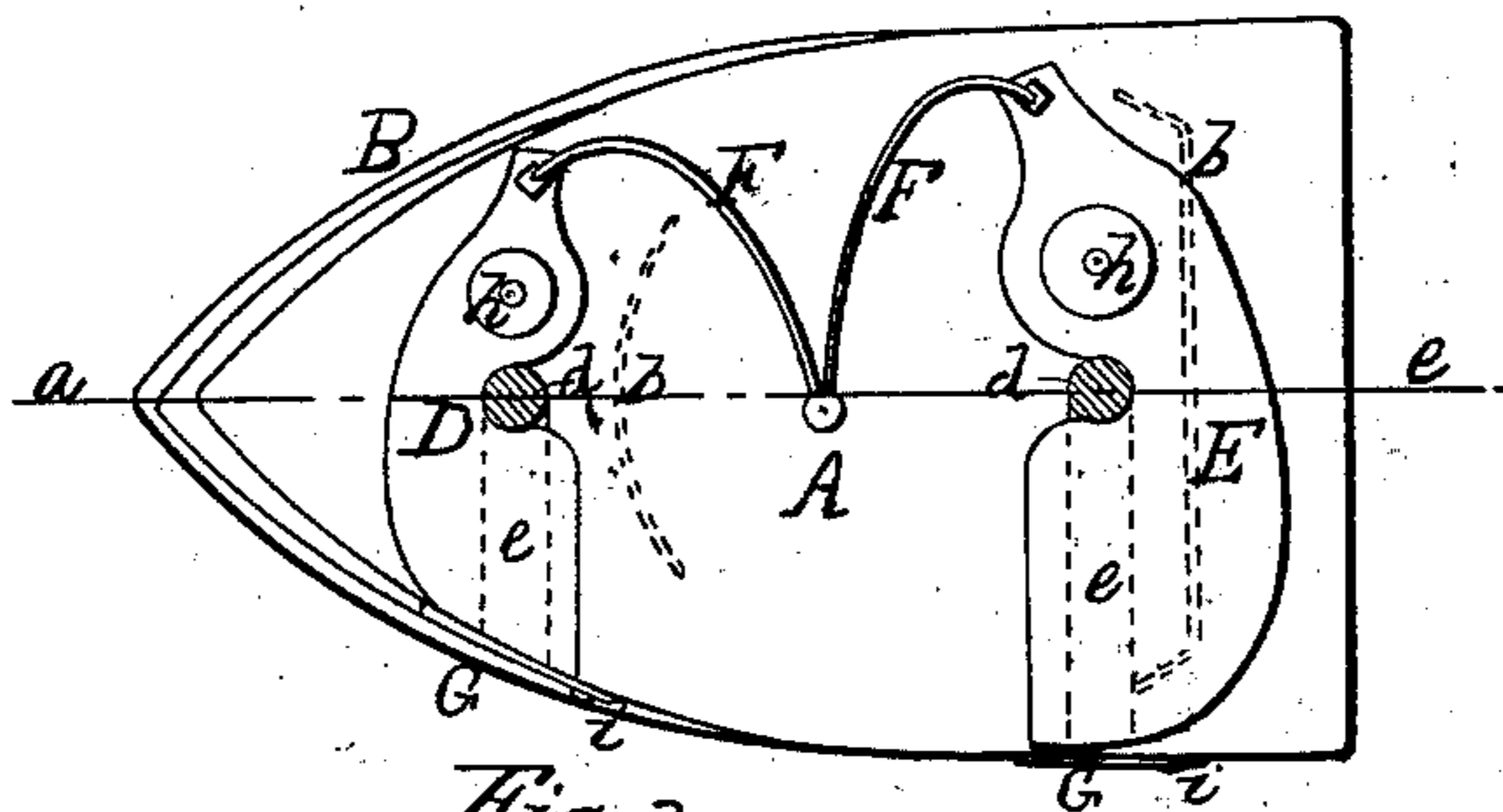
*No 80,311,*

*Patented July 28, 1868.*


*Fig 1.*



*Fig 2*



*Fig 3.*



*Witnesses.*  
*J. M. Fisher*  
*J. R. Snow.*

*Inventor.*  
*G. H. Roth.*  
*by his attorney.*  
*N. W. Waddy*

# United States Patent Office.

GUSTAVE H. ROTH, OF BOSTON, MASSACHUSETTS.

*Letters Patent No. 80,311, dated July 28, 1868.*

## IMPROVED SAD-IRON HOLDER.

The Schedule referred to in these Letters Patent and making part of the same.

TO ALL PERSONS TO WHOM THESE PRESENTS MAY COME:

Be it known that I, GUSTAVE H. ROTH, of Boston, in the county of Suffolk, and State of Massachusetts, have invented a new and useful or improved Hand-Protector or Guard for Flat-Irons; and I do hereby declare the same to be fully described in the following specification, and represented in the accompanying drawings, of which—

Figure 1 denotes a side elevation of a flat-iron with my guard applied to it.

Figure 2 is a top view, and

Figure 3 a longitudinal and vertical section of the guard.

The purpose of the said guard is to protect the hand of a person, while hold of the handle of a flat-iron, from the heat radiated from the body of the iron, when such may be in use.

The body of the guard is a flat shield, A, having the general form of the flat-iron body, it being constructed with a flange or lip, *a*, to extend around its edge, and downward therefrom. It also has feet or projections, *b b*, extended from it, and to rest on the top surface of the body *c* of the flat-iron B.

Furthermore, there are slots, *e e*, made from one side of the body into it, in manner as represented in fig. 3, and by dotted lines in fig. 2. These slots are to receive standards *d d* of the handle *c'*.

Two latches, D E, pivoted at *h h* to the guard, and formed as shown in fig. 2, and provided with springs, F F, fixed to them and the guard, and arranged as represented, serve, by catching upon the standards, to hold the guard in place on the flat-iron. A movable cover or gate, G, pivoted at *i* to the guard, is employed to cover the open end of each of the slots *e*, when the guard is in proper place on the flat-iron.

I make no claim to the combination of a guard with the handle and body of a flat-iron.

I claim the guard, as made with the lateral passages *e e* arranged in it, and with latches D D to embrace the parts *d d* of the handle, and cover the passages *e e*.

I also claim the combination and arrangement of the movable covers G G with the guard, made with the slots *e e*, and provided with latches thereto, as set forth.

G. H. ROTH.

Witnesses:

F. P. HALE, Jr.,

A. C. ROTH.