

A. J. Vawter,

Wardrobe Bedstead,

No. 80,038,

Patented July 14, 1868.

Fig. 1

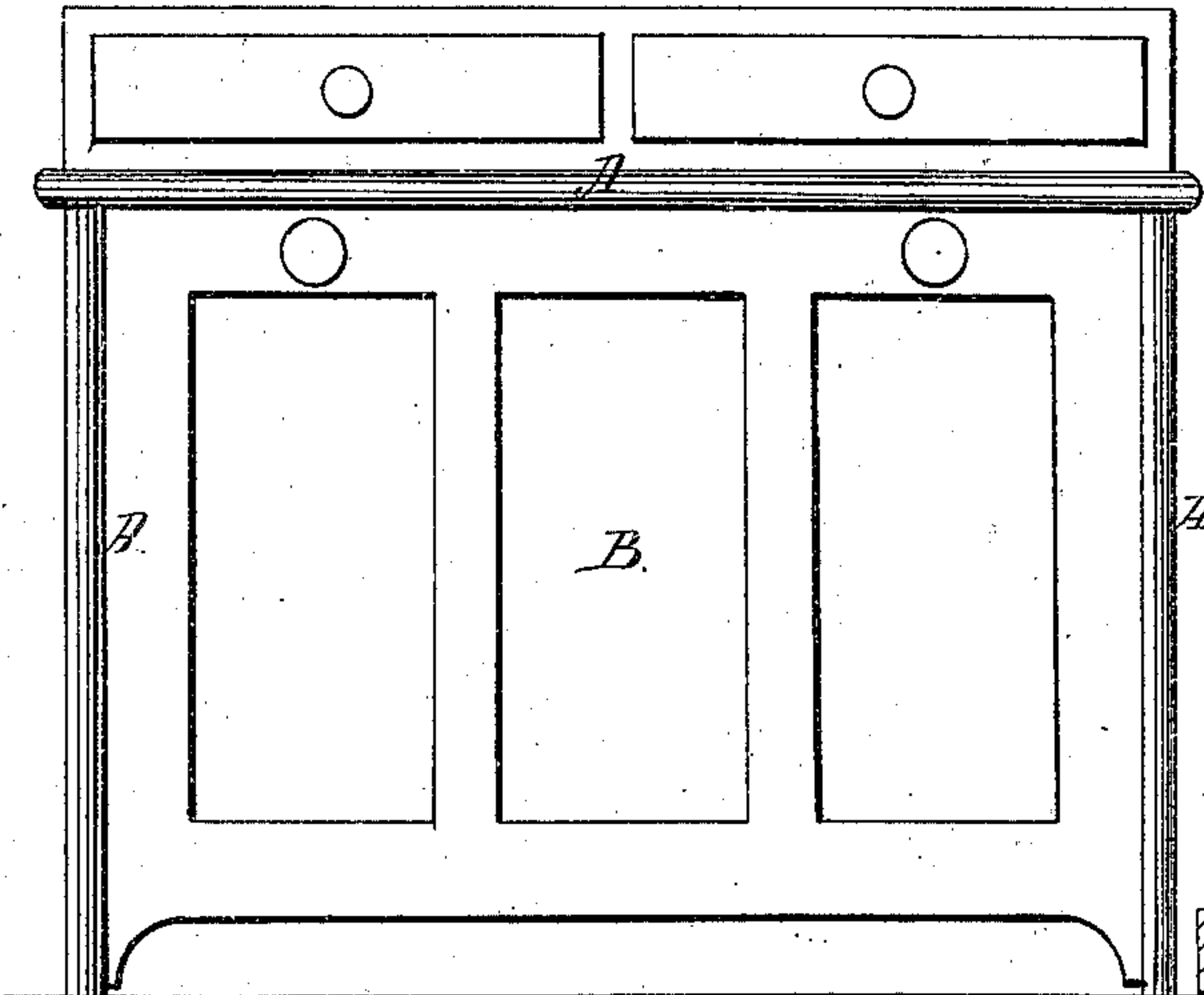


Fig. 4




Fig. 5

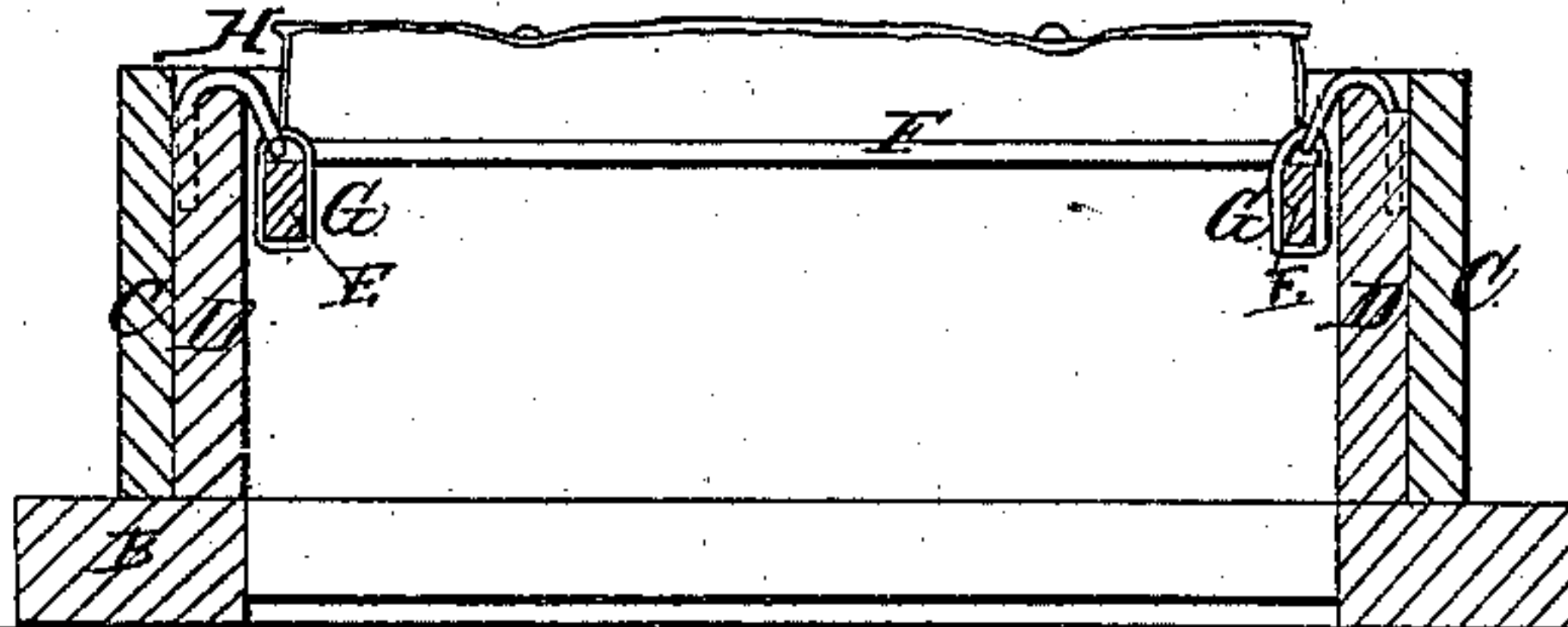


Fig. 2

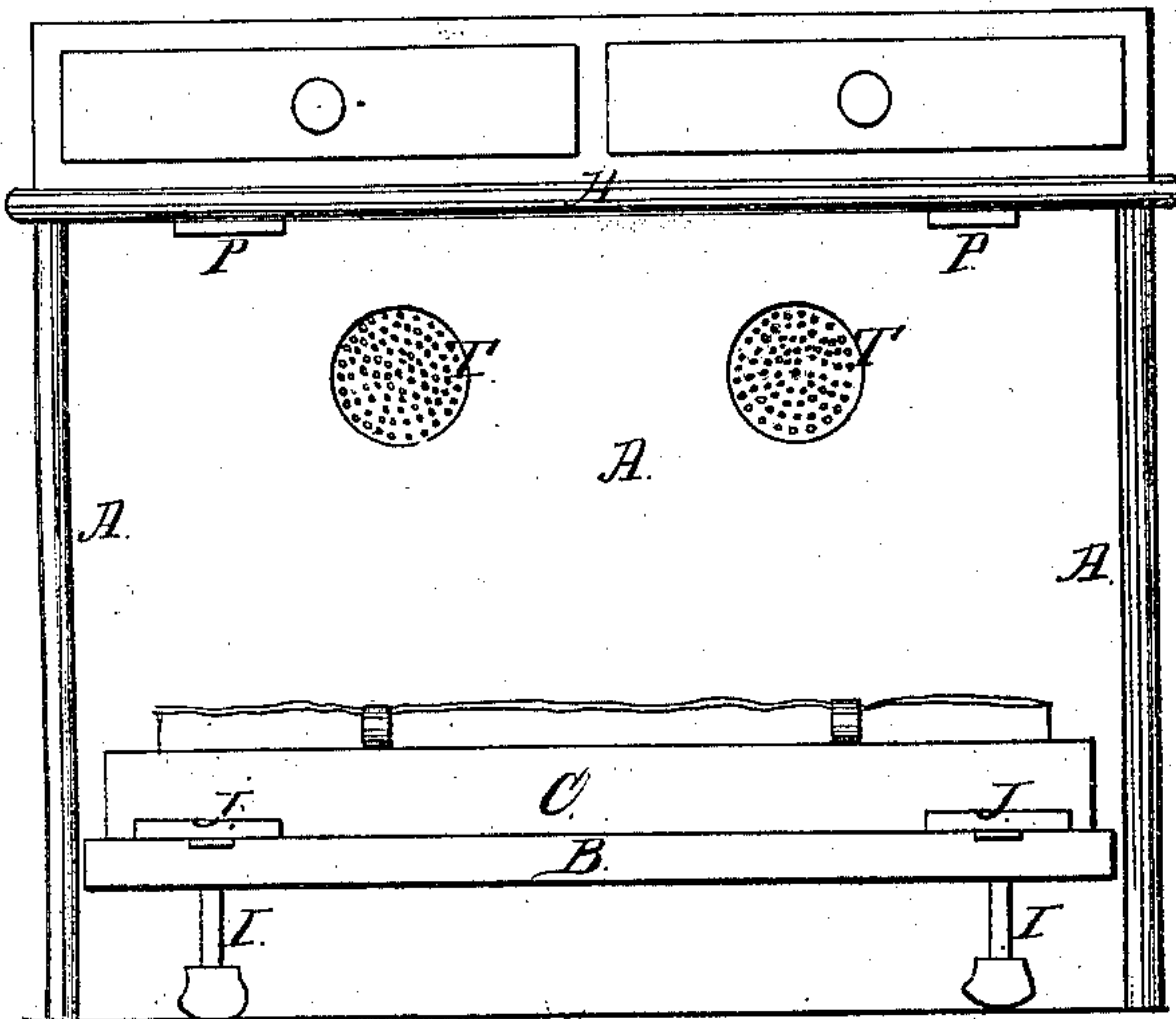


Fig. 3

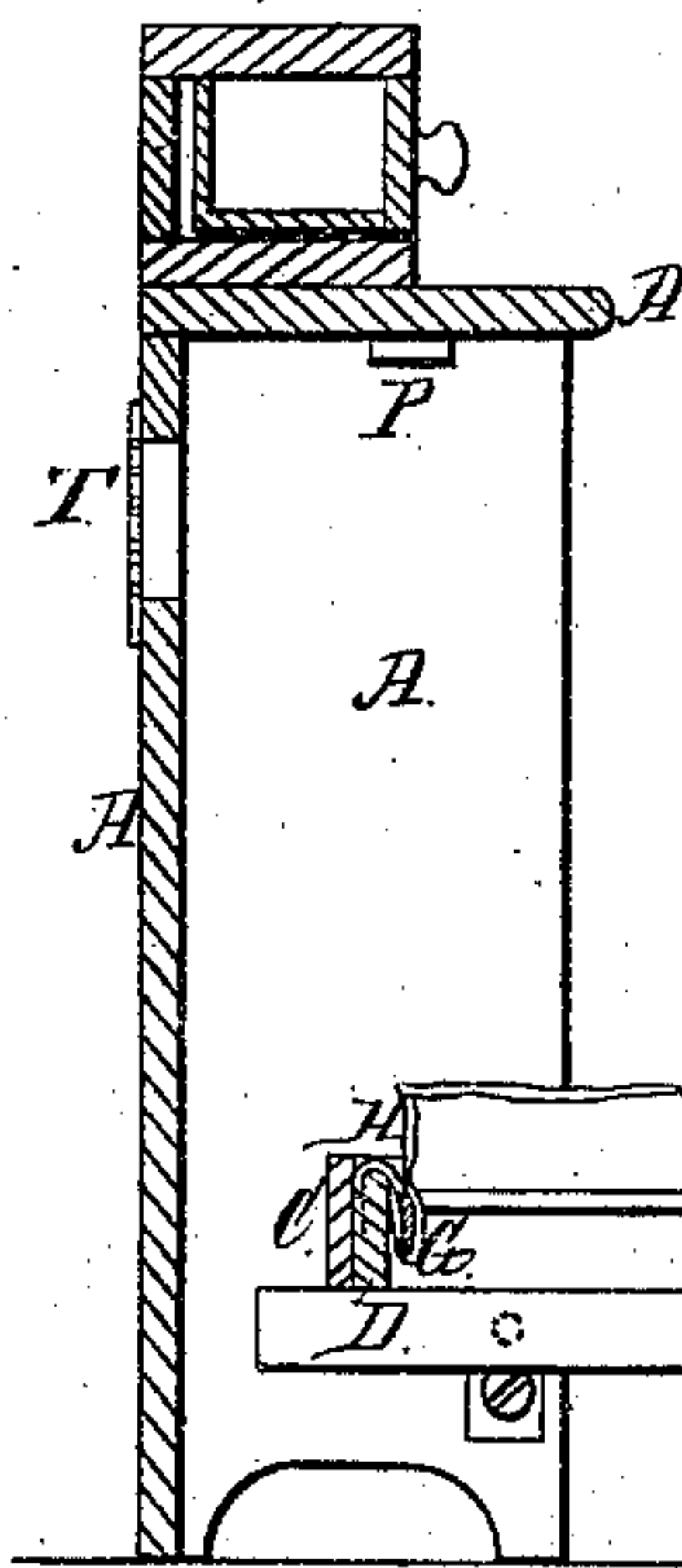
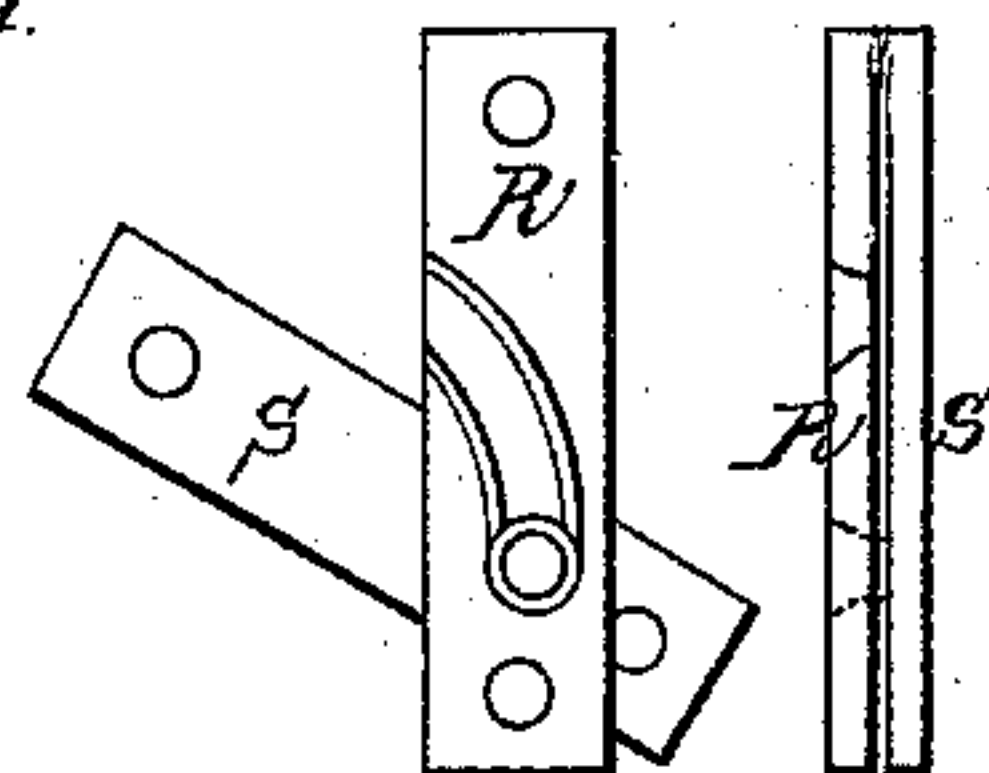


Fig. 6



Witnesses:

*C. F. Mayhew
David C. Bunnell*

Inventor:

Achilles J. Vawter

United States Patent Office.

ACHILLES J. VAWTER, OF INDIANAPOLIS, INDIANA.

Letters Patent No. 80,038, dated July 14, 1868; antedated July 10, 1868.

IMPROVED OFFICE-BED.

The Schedule referred to in these Letters Patent and making part of the same.

TO ALL WHOM IT MAY CONCERN:

Be it known that I, ACHILLES J. VAWTER, of Indianapolis, in the county of Marion, and State of Indiana, have invented new and useful Improvements in Enclosed Office-Beds; and I do hereby declare that the following is a full, clear, and exact description thereof, reference being had to the accompanying drawing, making part of this specification, in which—

Figure 1 is a front elevation of the bed-case when closed up.

Figure 2 is a front view of the same when open and arranged for retiring.

Figure 3 is a transverse section.

Figure 4 is a horizontal view of a portion of the bed-bottom:

Figure 5 is a transverse section of the same.

Figure 6 is a side and edge view of the hinge employed for hanging the front shutter.

Similar letters of reference indicate corresponding parts in the several figures.

The following description will enable those skilled in the art to make and use my invention.

I make the case for enclosing the bed in much the same manner as cupboards and other similar articles of household-furniture are made, it being composed of the top, end, and back-pieces, lettered A. The shutter B, that closes up the front, and on which the bed is arranged, is made in one shutter, which may be panelled and moulded as desired. This shutter is hung on hinges of peculiar construction, so placed that it may be turned down in the position shown in figs. 2 and 3. The hinge employed for hanging the shutter B is shown in side and edge view in fig. 6.

The piece R of the hinge is made with a curved slot, as shown, opening out on one edge, and the margins of the slot are bevelled on one side of the plate, to receive the bevelled head of the pin, which is fixed in the piece S. The piece R is the one usually attached to the end-piece of the case A, with the open end of the slot to the front. The piece S is attached to the shutter B. The object of constructing the hinge in this manner is to provide for conveniently detaching the shutter and bed when required.

The bed-bottom is attached to the inner surface of the shutter B, and is composed of the rectangular frame of boards C, which is made fast to the shutter, and serves to enclose the rails, slats, springs, &c., of the bed-bottom proper. Other strips of boards, D, are attached to the inside of the side pieces of frame C, to give strength to support the bed-bottom and the incumbent weight.

The bed-bottom proper is shown in section in figs. 3, 4, and 5, and is composed of the longitudinal rails E and slats F, suspended by elastic bands, G, from strong wire or cast-iron loops or staples, H, attached to the strips of board D, as shown, forming a compact, substantial, and comfortable spring bottom, especially adapted to enclosed beds of this description.

The legs or supports I for the outer edge of the shutter B, when turned down, also serve as the fastenings to hold it when shut up. These supports are short rods of iron, furnished with a transverse catch, O, fig. 3, on their upper ends, and a knob on the lower end. A plate, J, having a longitudinal slot large enough to allow the catch O to pass through it, when turned parallel with the slot, is fastened to the inside of the shutter, near its edge, as shown, to rest upon the transverse catch O, which is turned across the plate, as in fig. 3, to support the outer edge of the shutter B. A hole or mortise must be countersunk under the plate to receive the catch O. Small cleats, P, are nailed to the under side of the top of the case for the catch O to catch upon to hold the shutter B when it is closed.

Openings are made in the back of the case, which may be covered with gauze wire or perforated sheet metal, to ventilate the bed when closed, there being ample space between the bed and the back of the case for free circulation of air.

Straps of webbing or other suitable material are attached to slats D, to tie over the bed after it is made up, to hold it in place when shut up.

A case of drawers may be added to the top of the case as shown, and on top of these a book-case or other shelves may be placed, if desired.

I also contemplate making the ends of the case in two pieces, hinged together about on a level with the bed, so as to open outward, and also hinging the top to turn back, so that the whole case may be opened out at night, in order to expose the bed and its occupants to the free circulation of the air.

Having thus fully described my invention, what I claim as new, and desire to secure by Letters Patent, is—

The case A, having a front, B, which is hinged at the bottom in the manner specified, the inner face of said front being provided with a bed, C, which is supported either in a horizontal or vertical manner, by means of the legs I I, the various parts being constructed and operating as specified.

ACHILLES J. VAWTER.

Witnesses:

O. F. MAYHEW,
DAVID V. BURNS.