

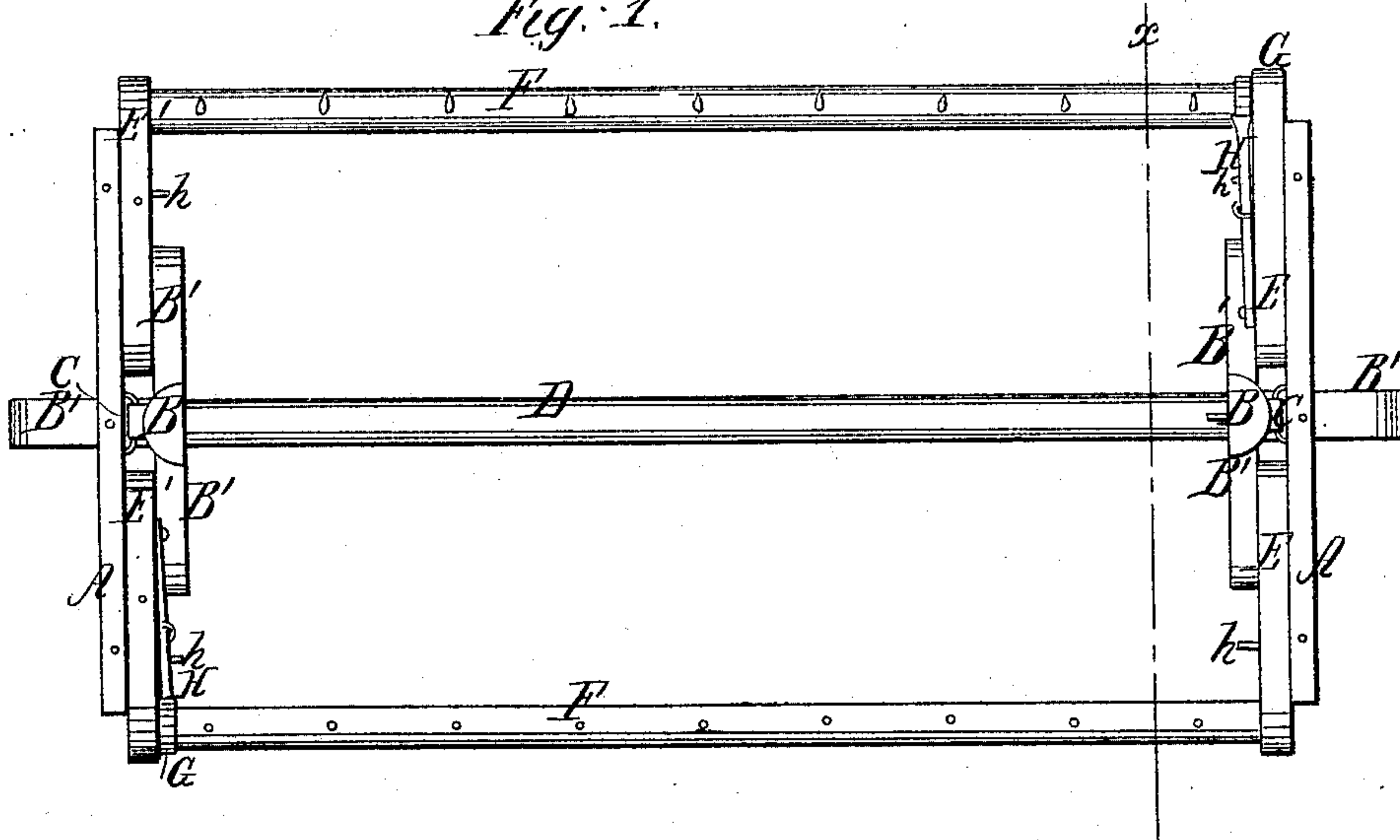
*M. E. Phillips,*

*Quilting Frame.*

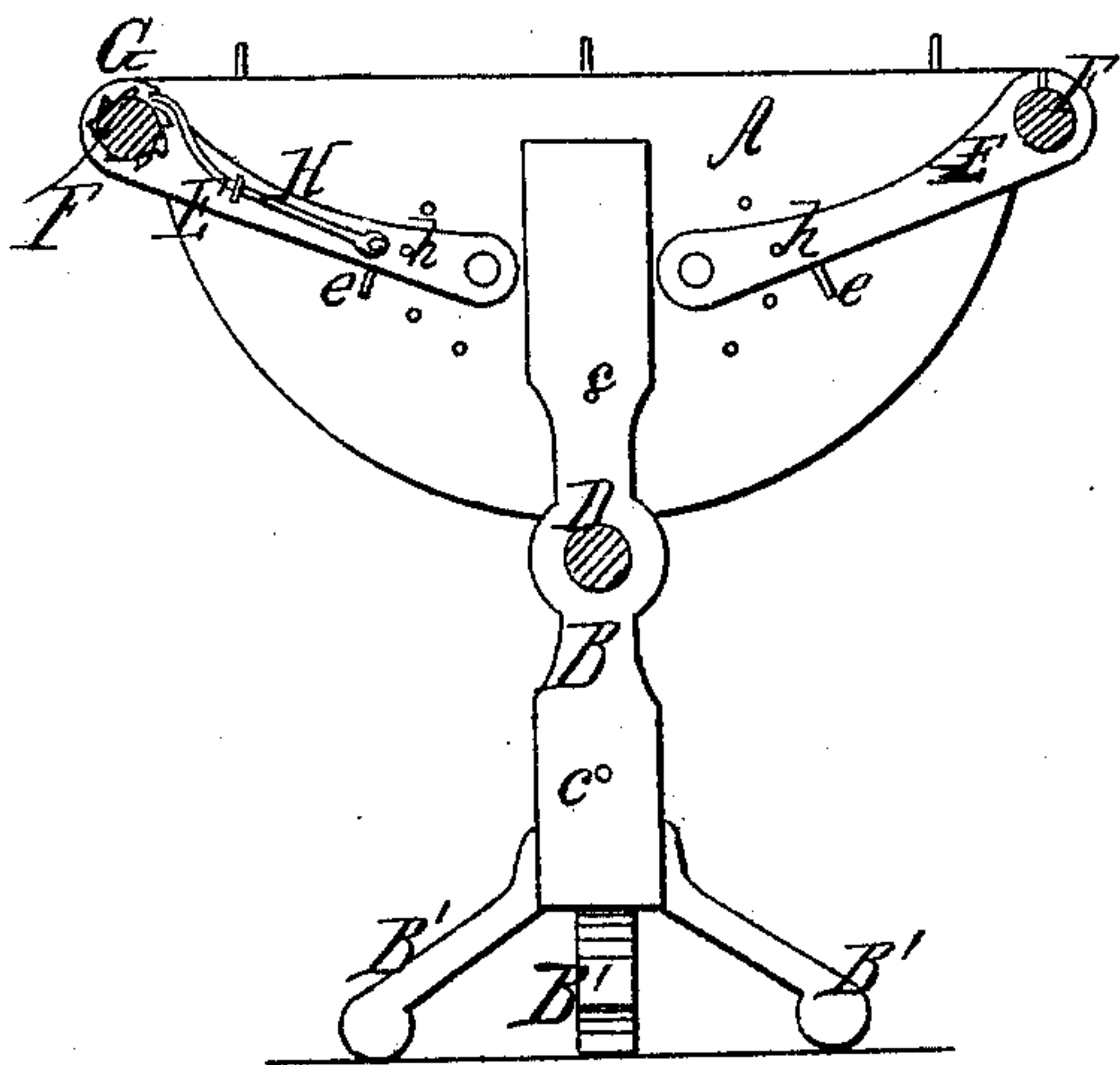
*No. 78,478.*

*Patented June 2. 1868.*

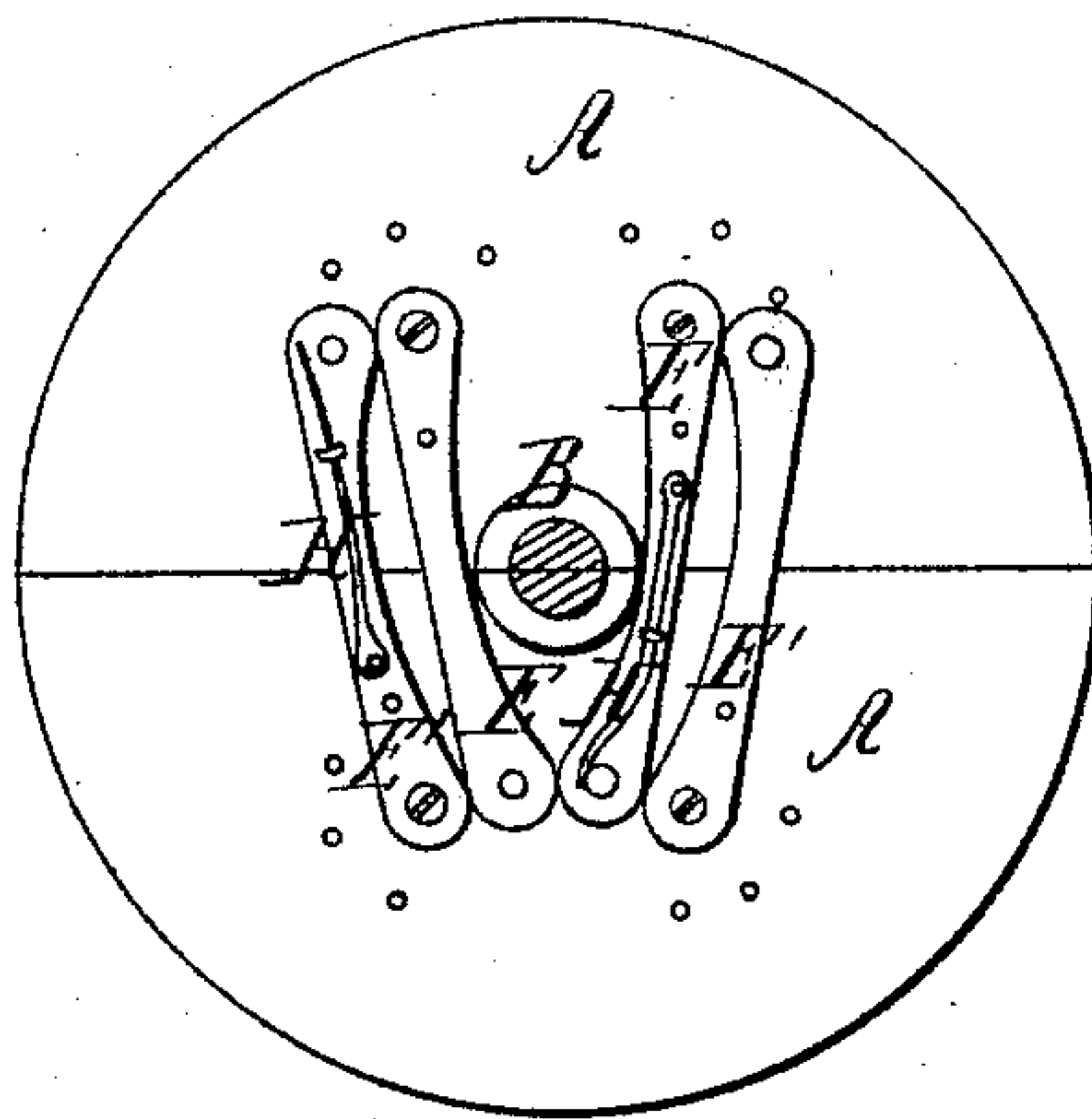
*Fig. 1.*



*Fig. 2.*



*Fig. 3.*



*Witnesses;*  
*Baltis de Long,*  
 *Jas. S. Curbank*

*Inventor;*  
*M. E. Phillips*  
*by his atty*  
*Wm. B. Baldwin*

# United States Patent Office.

MILTON E. PHILLIPS, OF LENA, ILLINOIS, ASSIGNOR TO HIMSELF, PAUL WETZEL, AND GEORGE WETZEL, OF SAME PLACE.

*Letters Patent No. 78,478, dated June 2, 1868.*

## IMPROVED TABLE AND QUILTING-FRAME.

The Schedule referred to in these Letters Patent and making part of the same.

### TO ALL WHOM IT MAY CONCERN:

Be it known that I, MILTON E. PHILLIPS, of Lena, in the county of Stephenson, and State of Illinois, have invented a certain new and useful Improvement in a Combined Quilting-Frame and Stand or Table, of which the following is a full, clear, and exact description, reference being had to the accompanying drawings, which make part of this specification, and in which—

Figure 1 represents a plan or top view of my combined quilting-frame and table in position to be used as a quilting-frame.

Figure 2, a vertical transverse central section through the line *x x* of fig. 1; and

Figure 3 a view, partly in section of the under side of the table or stand.

It is the object of my invention so to construct a table or stand that it can readily be converted into a quilting-frame, and to this end the improvement herein claimed consists—

In combining, with a centrally-divided leg, a centrally-divided hinged table-top, pivoted or hinged supports, and spring-detents, horizontal frame-pieces, ratchets, and a horizontal brace, substantially as hereinafter described.

In the accompanying drawings, A represents a table-top, formed in two pieces, each piece being hinged at C, to one part of a centrally-divided support or leg, B, having feet B'. One part of this leg has pins *c*, which fit into holes in the other half of the leg when the parts are united. A hole in each part of the leg receives a brace, D, to strengthen the parts when used as a quilting-frame.

To the under side of the table-top, braces or supports, E E E' E', are pivoted or hinged, at one end, so as to move parallel with the under side of the top. Pins *c*, in the braces E E, fit into holes in the others when the parts of the table are united, and thus brace them firmly. Holes in the outer ends of these braces receive pieces F, (to form the quilting-frame,) having ratchets G, on one or both of their ends, which engage with spring-detents H, on the braces or supports E E'. The detents allow the pieces F to be turned, to keep the work tight, and roll it up as it is finished, but prevent them from turning back again.

Holes in the braces or supports E E E' E' registering, (as the supports are moved up or down,) with holes in the under side of the table-top, serve, by the insertion in them of pins *h*, to adjust the braces, and consequently the frame-pieces of the quilting-frame vertically, to suit the height of different persons.

When my invention is to be used as a table or stand, the braces E E are partly folded, and the two parts of the table are pushed together; the braces E' E' are then folded against the inner braces E E, the pins in which enter the holes in the outer braces, and the pins in one part of the leg fit into holes in the other part, thus forming a strong table.

The table might be strengthened by a hook on one leg to enter a staple on the other.

When a quilting-frame is wanted, the table is divided by separating the outer braces from the inner ones, and unhooking the hook from its staple. The frame-pieces and brace are then inserted into the holes in the braces or supports, and the table-leg and the braces are adjusted to suit the height of the operator. The material to be quilted can then be attached to the frame.

A hook might be attached in a slot or groove, to each half of the table-leg, and staple suitably attached to each half of the table-top, so that when the parts are separated, by hooking the top to the leg, to keep it from falling, two tables or stands could be formed, to be placed with the straight side against a wall.

Additional holes might be made in the braces or supports and in the leg, for the insertion of a number of frame-pieces, to form a clothes-drier.

What I claim as my invention, and desire to secure by Letters Patent, is—

The combination, substantially as set forth, with a centrally-divided leg, a centrally-divided hinged table-top, pivoted supports, and spring-detents, of horizontal frame-pieces, ratchets, and a horizontal brace, for the purposes specified.

In testimony whereof, I have hereunto subscribed my name.

M. E. PHILLIPS.

Witnesses:

AARON W. HALL,

A. R. DAUGHENBAUGH.