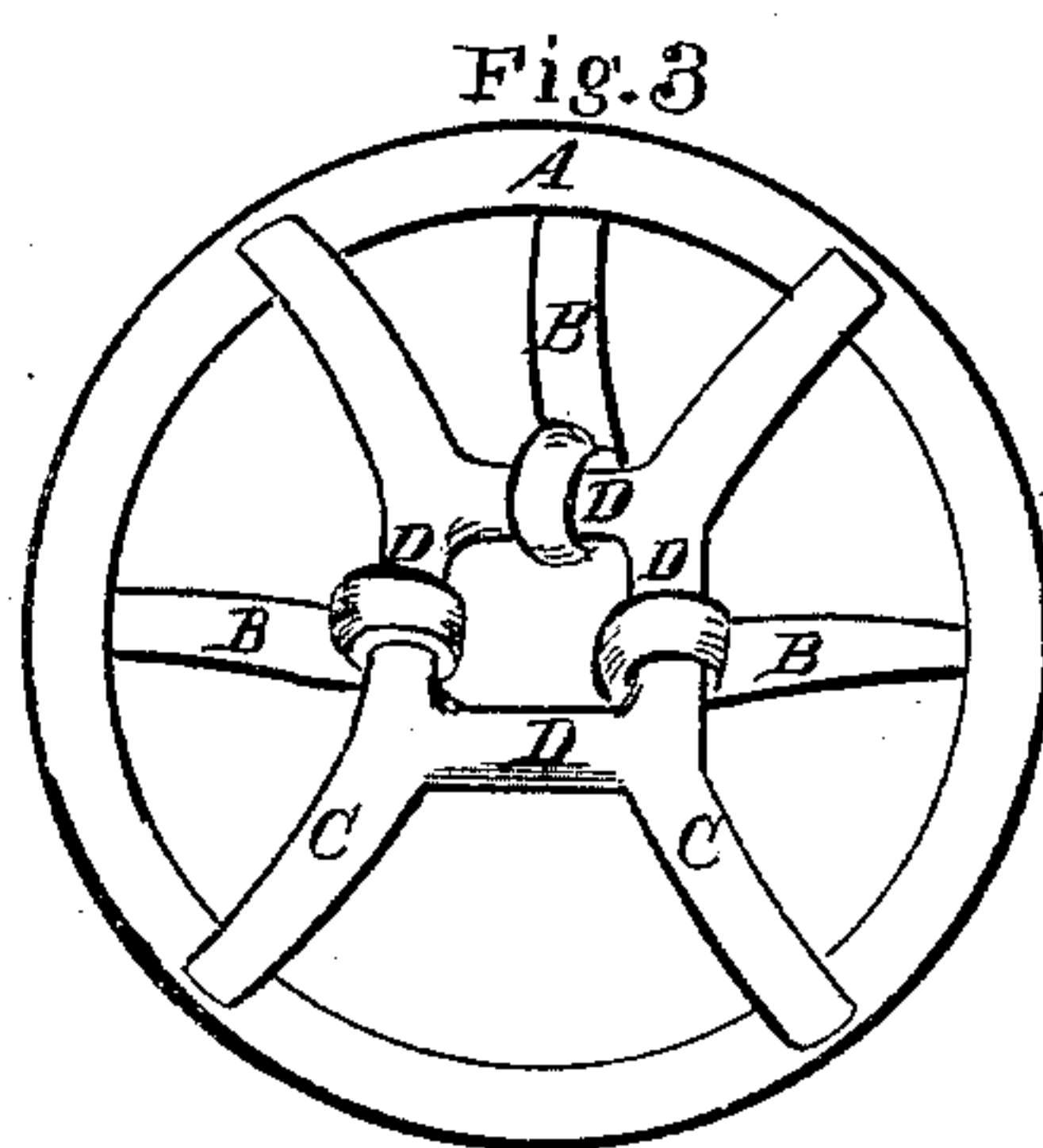
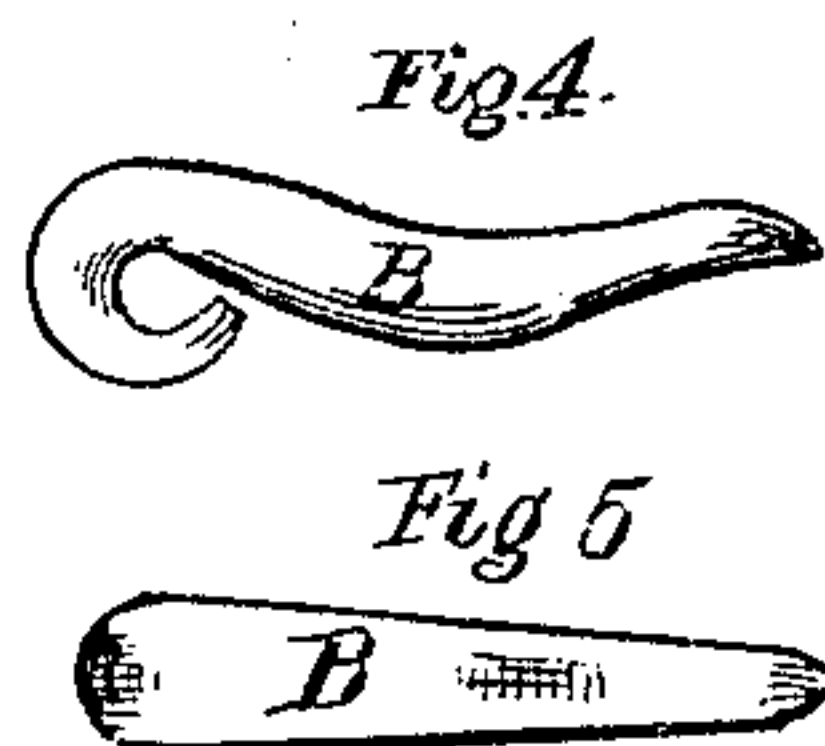
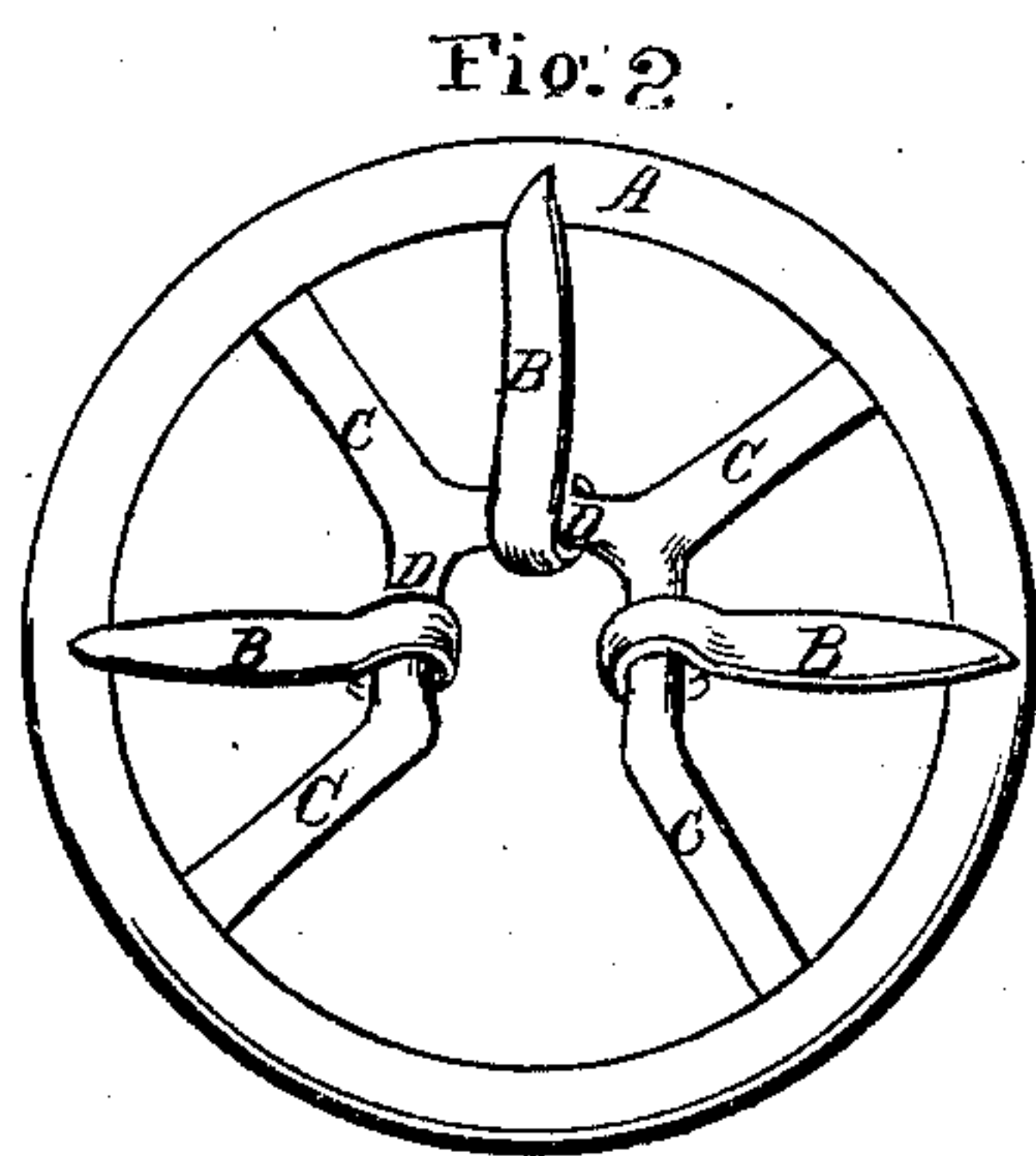
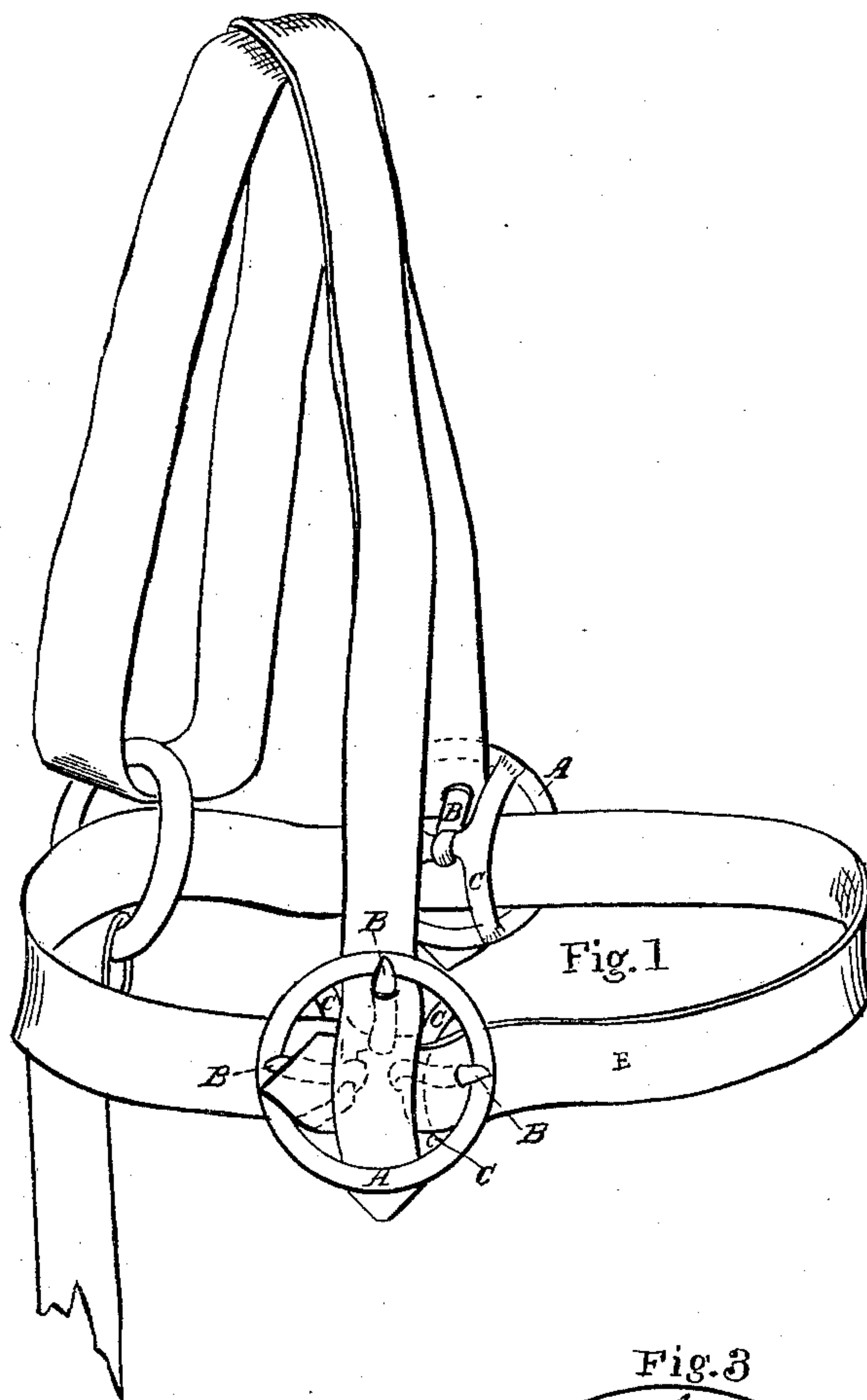


F. S. Crawford,

Buckle.

No. 78364.

Patented May 26. 1868.



Witnesses { *R. F. Crawford*
David, Brier

Peter S. Crawford

United States Patent Office.

PETER S. CRAWFORD, OF ROCKFORD, ILLINOIS.

Letters Patent No. 78,364, dated May 26, 1868.

IMPROVED HARNESS-BUCKLE.

The Schedule referred to in these Letters Patent and making part of the same.

TO ALL WHOM IT MAY CONCERN:

Be it known that I, PETER S. CRAWFORD, of Rockford, county of Winnebago, and State of Illinois, have invented a new and improved Halter or Harness-Buckle; and do hereby declare the following to be a full and exact description thereof, reference being had to the accompanying drawings, and the letters of reference thereon, as a part of this specification.

Figure 1 represents the headstall of a halter constructed by means of my invention.

Figure 2 is a perspective representation of my invention.

Figure 3 represents the inner or under side of the same, with the addition of another cross-bar.

Figures 4 and 5 are representations of the tongue.

My object being to so construct a buckle, that straps approaching or crossing each other, from different directions, may be firmly secured in a convenient and durable manner, and admit of being readily and quickly changed without damaging the same, all of which desirable objects are fully attained by my invention.

To enable others skilled in the art to make and use my invention, I will proceed to describe its construction and operation.

It is a metallic buckle, the outward rim of which, marked A, fig. 2, may be of a circular or other desired form, within or on the under side of which are two curved bars or bearings, C C, connected at their ends with the outer rim or form A. These curved bars or bearings are connected near their centres by a cross-bar or bearing, D, or by two cross-bars, D D, as shown in fig. 3.

To the centre of one or more of the aforesaid bars or bearings is attached a tongue, B, of peculiar form, viz, tapering from the middle, say at B, fig. 4, toward the outer end or point, the object of which is to secure greater strength, with ease and facility in buckling and unbuckling straps. On this form of tongue they will not adhere or hang, as on the form now used.

Having thus described my invention, and its uses, I claim as new, and desire to secure by Letters Patent—

As an article of manufacture, the circular frame A, having tongue, B, of tapering form, hinged to bars C C, D, or D D, substantially as shown and set forth.

Witnesses:

R. F. CRAWFORD,
EDWARD C. HUSE.

PETER S. CRAWFORD. [L. S.]