

W. Reckards

Wardrobe Bedstead

N^o 77,841.

Patented May 12, 1868.

Fig: 1.

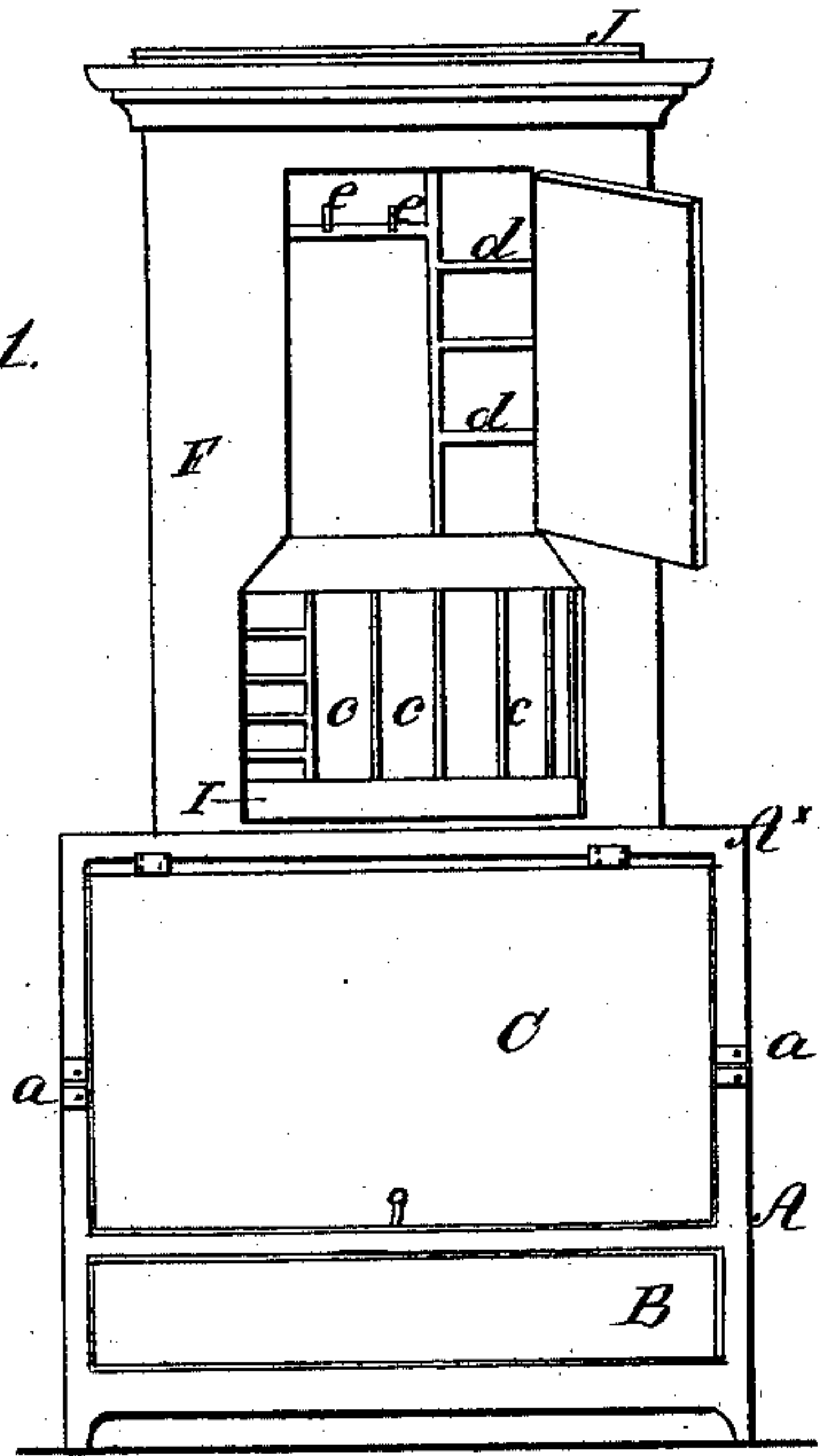


Fig: 2.

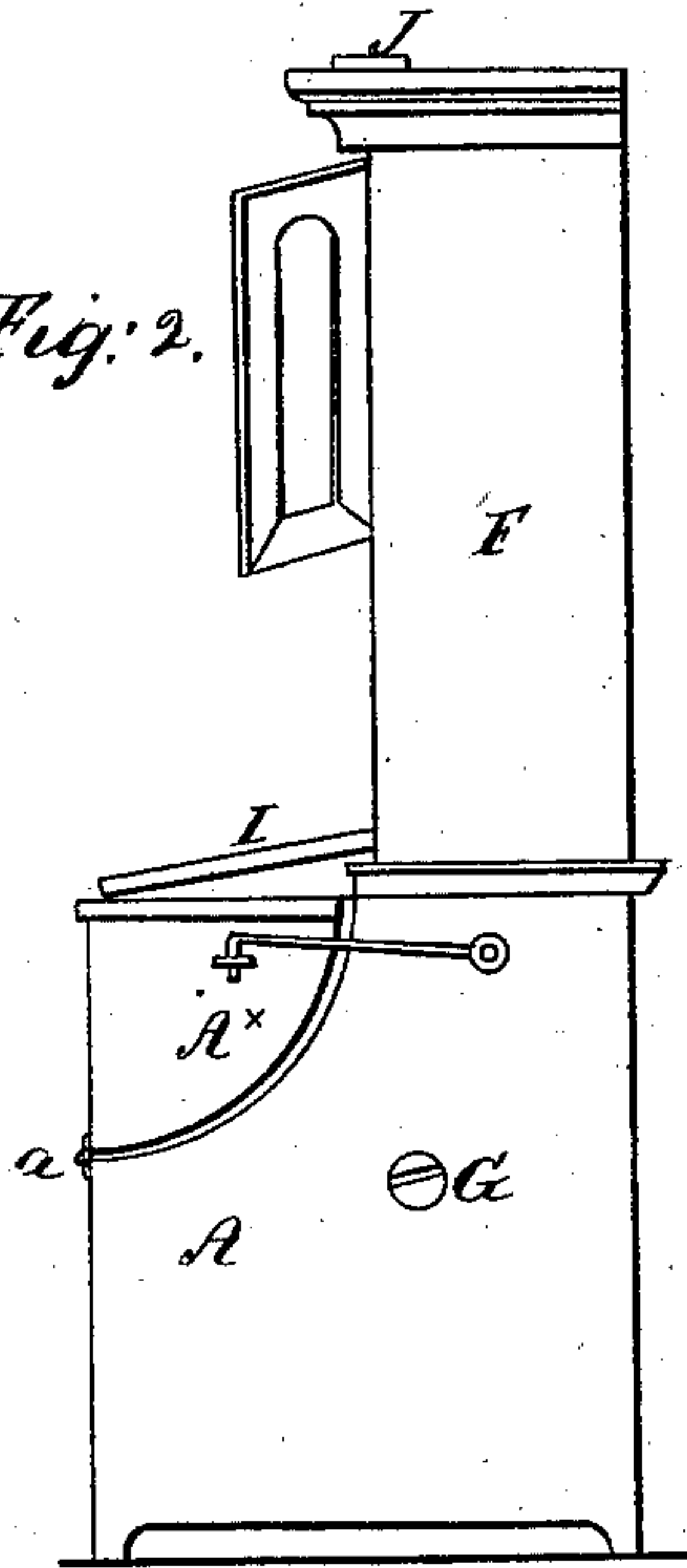


Fig: 3.

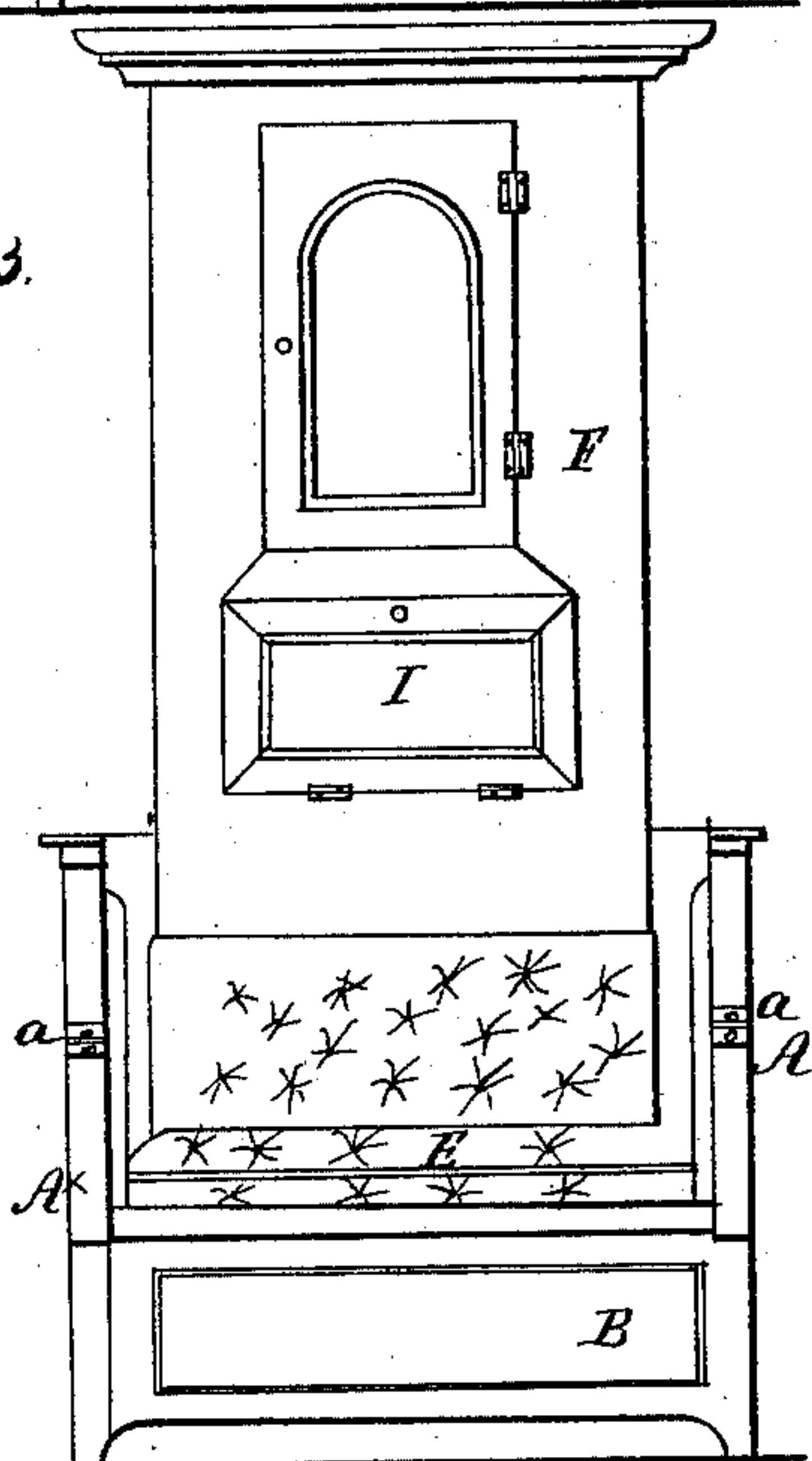
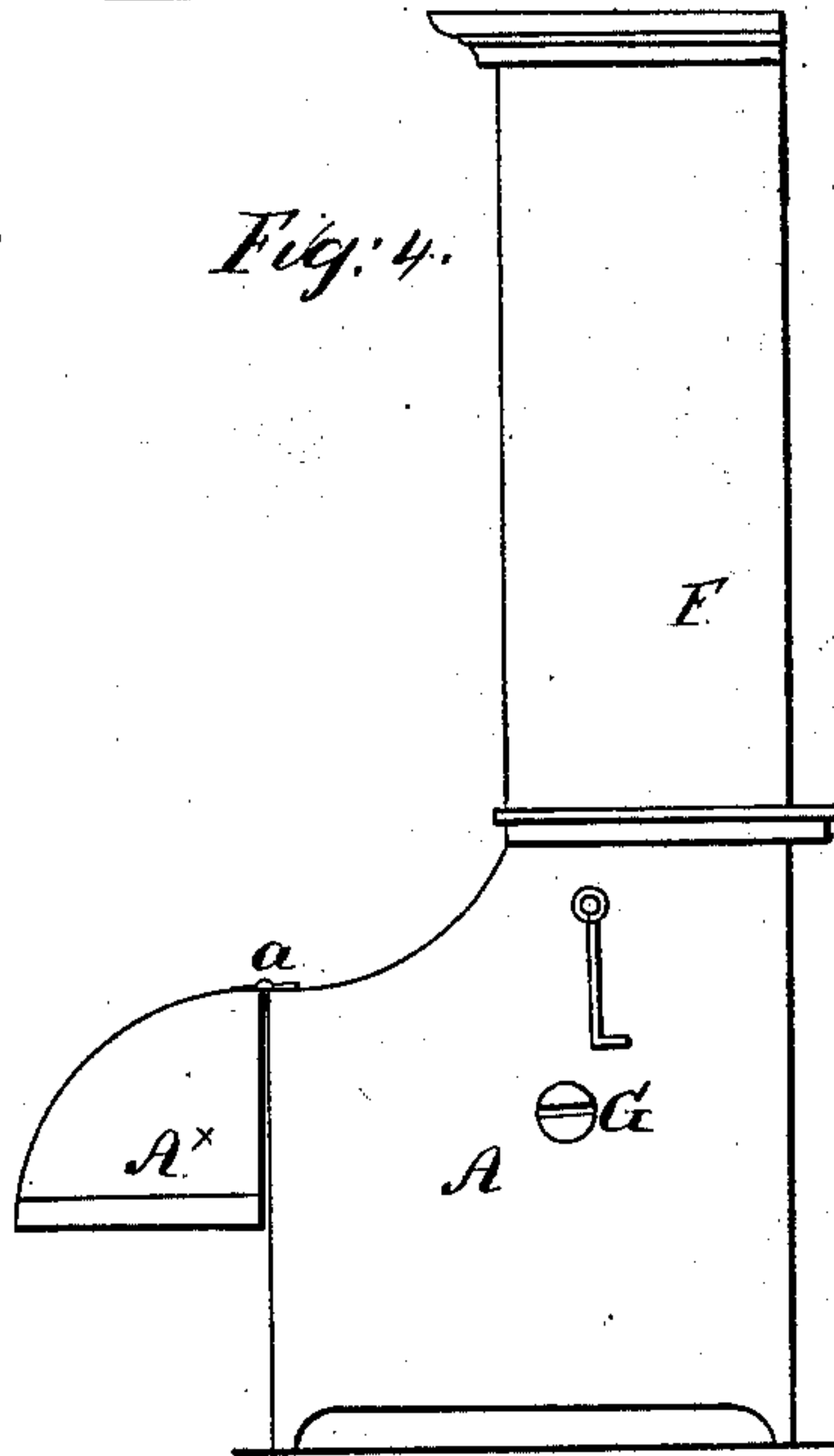


Fig: 4.



Witnesses:
W. C. Ashkettle
Chas. F. Fiske

Inventor;
W. Reckard
per Wm. H. Co
attorney

W. Reckards

Wardrobe Bedstead.

N^o 77,841.

Patented May 12, 1868.

Fig: 5.

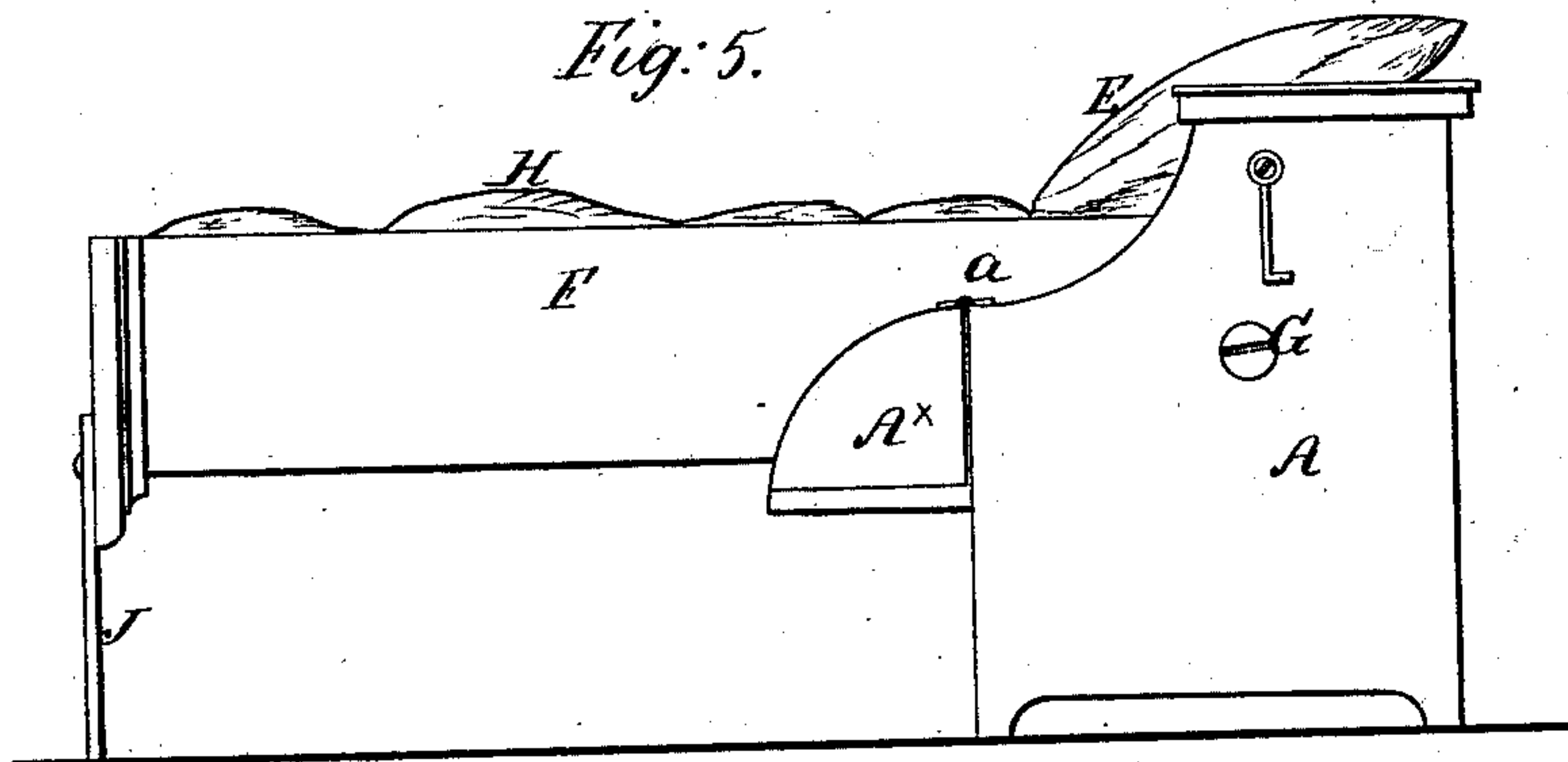


Fig: 6.

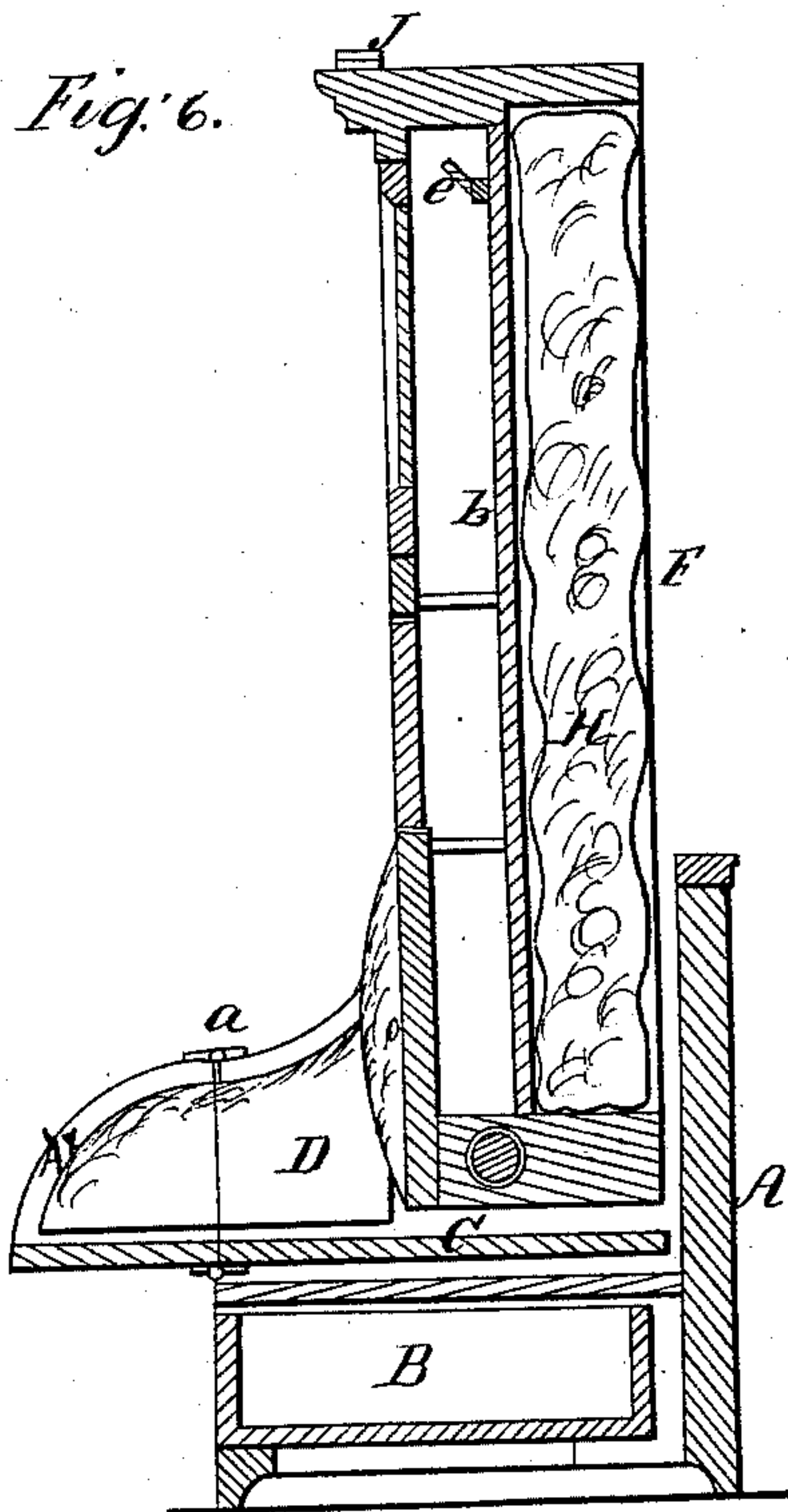
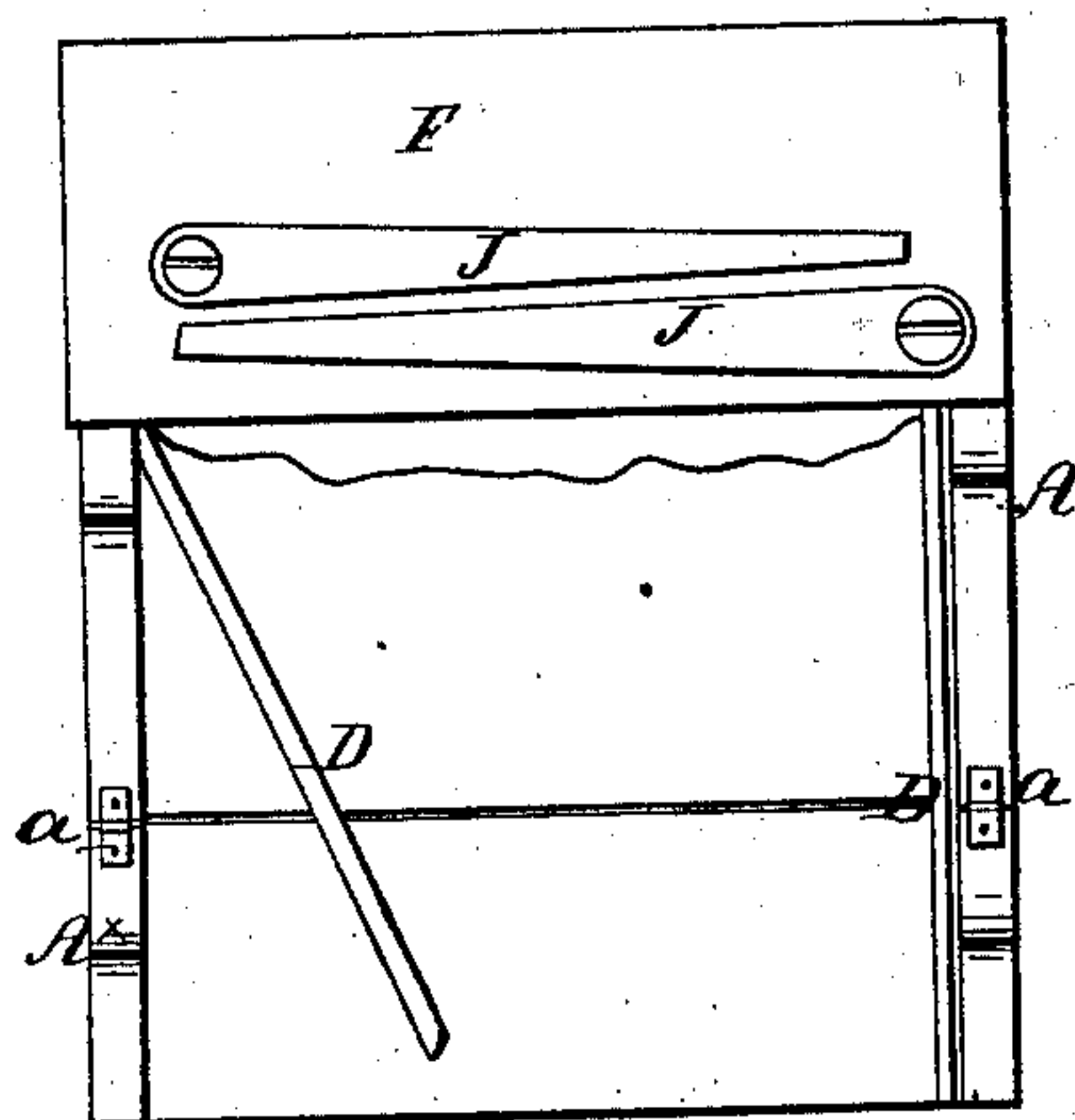


Fig: 7.



Witnesses;

W. C. A. Kettler
Thos. T. T. T.

Inventor;

W. Reckard
per M. H. H.
attorney

United States Patent Office.

WILLIAM RECKARDS, OF NEW YORK, N. Y., ASSIGNOR TO HIMSELF AND
LEONARD GATTMAN, OF SAME PLACE.

Letters Patent No. 77,841, dated May 12, 1868.

IMPROVED BEDSTEAD, CHAIR, SECRETARY, AND WARDROBE.

The Schedule referred to in these Letters Patent and making part of the same.

TO ALL WHOM IT MAY CONCERN:

Be it known that I, WILLIAM RECKARDS, of the city, county, and State of New York, have invented a new and improved Combination of a Bedstead, Chair, Secretary, and Wardrobe; and I do hereby declare that the following is a full, clear, and exact description thereof, which will enable those skilled in the art to make and use the same, reference being had to the accompanying drawings, forming part of this specification.

This invention relates to a new and improved combination of a bedstead, chair, secretary, and wardrobe; and it consists in a novel construction and arrangement of parts, as hereinafter fully shown and described, whereby the device may, by a very simple manipulation, be converted into any of the articles above mentioned, and, when not in use, be capable of being adjusted or folded up to represent a book-case or other similar piece of furniture.

In the accompanying sheets of drawings—

Figure 1, Sheet No. 1, represents a front view of the device adjusted as a secretary.

Figure 2, a side view of the same.

Figure 3, a front view of the device adjusted as a chair.

Figure 4, a side view of the same.

Figure 5, Sheet No. 2, a side view of the device adjusted as a bedstead.

Figure 6, a vertical central section of the device adjusted as a chair.

Figure 7, a plan or top view of the same adjusted as a chair.

Similar letters of reference indicate corresponding parts.

A represents the lower part of the device, which is a quadrilateral box, provided with a drawer, B, at its lower part, and with a pendent hinged door, C, at its front, as shown in fig. 1.

The front part of the box A, near its upper end, has its sides cut in segment-form, and these segment portions are hinged to the front of the box, as shown at *a*, so that the portion, A^x, of the box, formed by these segment-cuts with the door C, may be turned down, as shown in fig. 4, the lower part of the door extending within the box, as shown in fig. 6.

To the inner side of the box there are attached hinged flaps, D D, one at each side, which, when the hinged part of box A is turned down, are adjusted outward, and form the upholstered sides of the chair, a cushion, E, being on the seat thereof.

F represents an oblong quadrilateral box, the lower part of which is fitted upon a horizontal rod or pivots, G, which pass horizontally through or into the box A.

This box is divided into two compartments by a longitudinal partition, *b*, the rear compartment being provided with a mattress, H, and the other compartment provided with pigeon-holes, *c*, at its lower part, and with shelves, *d*, and hooks, *e*, at its upper part, to serve as a wardrobe, (see figs. 1 and 6.)

When the device is used as a chair, the box F is adjusted in a vertical position, and retained in such position by any suitable fastening, and when the device is used as a secretary and wardrobe, the box F is also in a vertical position, and the door, I, of the lower secretary portion turned down, (see fig. 2,) the lower part of the pendent door C being pressed inward, so as to allow space or room for the feet of the person using the secretary.

The device, when thus adjusted as a chair, may be used as a wardrobe, and also may be used as a wardrobe when the device is fully closed up.

When the device is used as a bedstead, the parts are first adjusted as a chair, the cushion E removed, and the box F turned down, as shown in fig. 5, so that the rear part of F, with its mattress, G, will be uppermost, the cushion E being used as a pillow, and the foot of the bedstead supported by legs J, which are pivoted on the upper end of the box F, and turned down to a vertical position when said box is adjusted horizontally as a bedstead.

This device may be constructed at a very reasonable cost, may be adjusted so as to be readily converted into the different articles named, and made in a very ornamental manner.

I claim as new, and desire to secure by Letters Patent—

1. The box A, provided with a pendent hinged door, C, and a hinged portion, A^x, as shown, in connection with the adjustable box F, fitted in A, on a rod, G, all being arranged in such a manner that the box F may be adjusted in a vertical or a horizontal position, substantially as and for the purpose specified.

2. The flaps D D, fitted to the inner sides of the box A, when used in connection with the hinged portion A^x, of the box, substantially as and for the purpose set forth.

3. Dividing the box F into two compartments, by means of a longitudinal partition, b, one compartment containing a mattress, G, and the other furnished to answer as a secretary or wardrobe, or both, substantially as and for the purpose specified.

WILLIAM RECKARDS.

Witnesses:

WM. F. McNAMARA,

ALEX. F. ROBERTS.