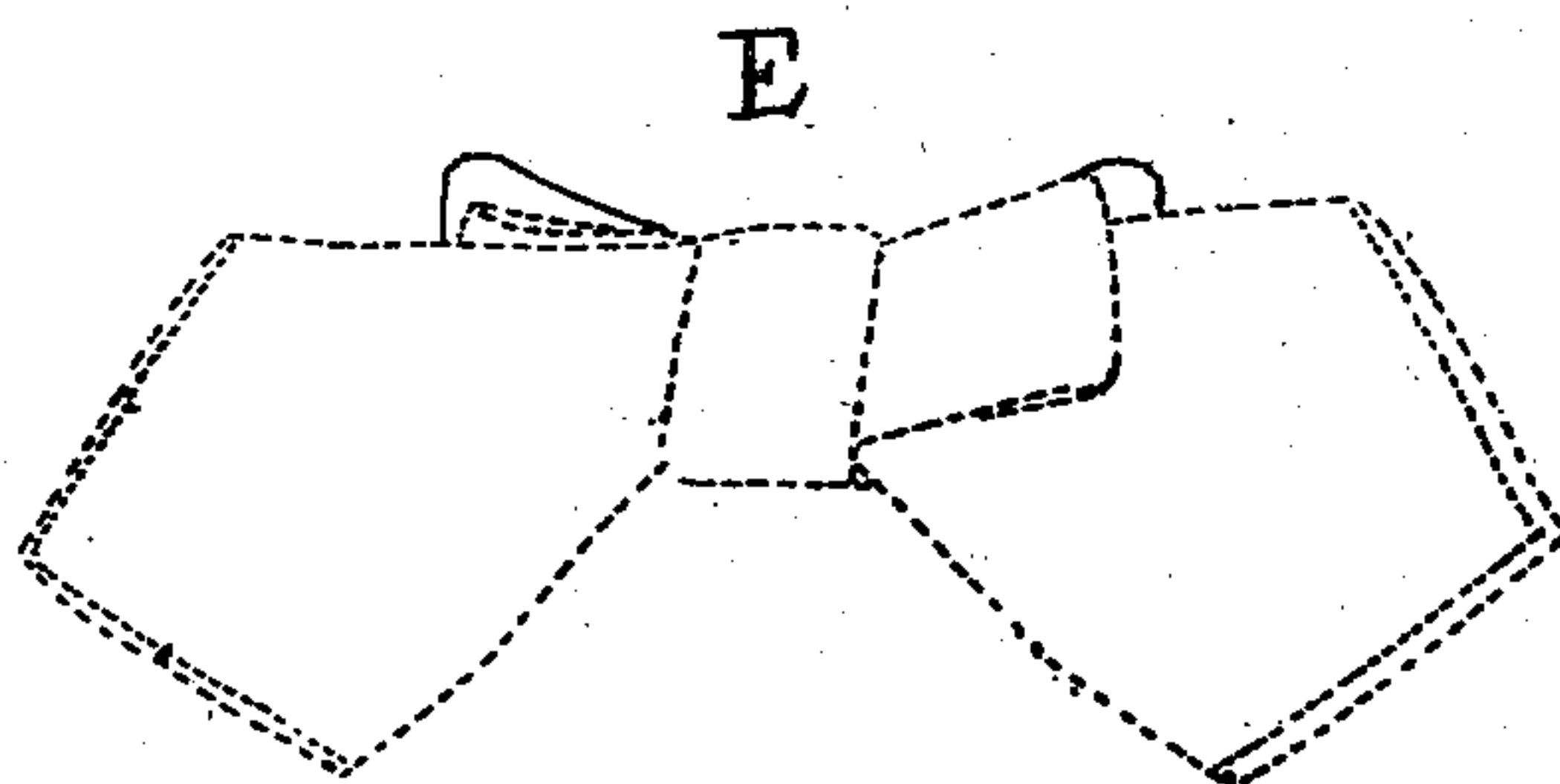
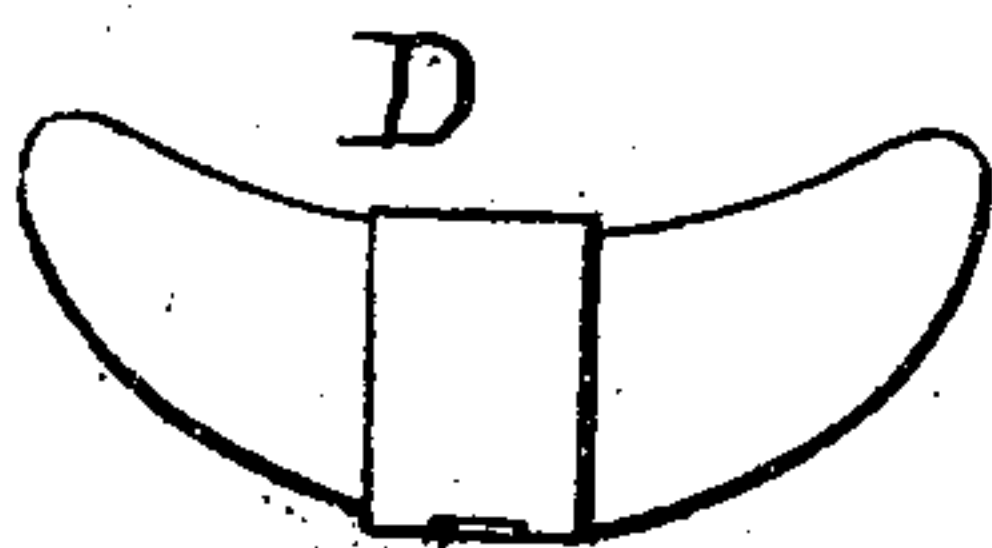
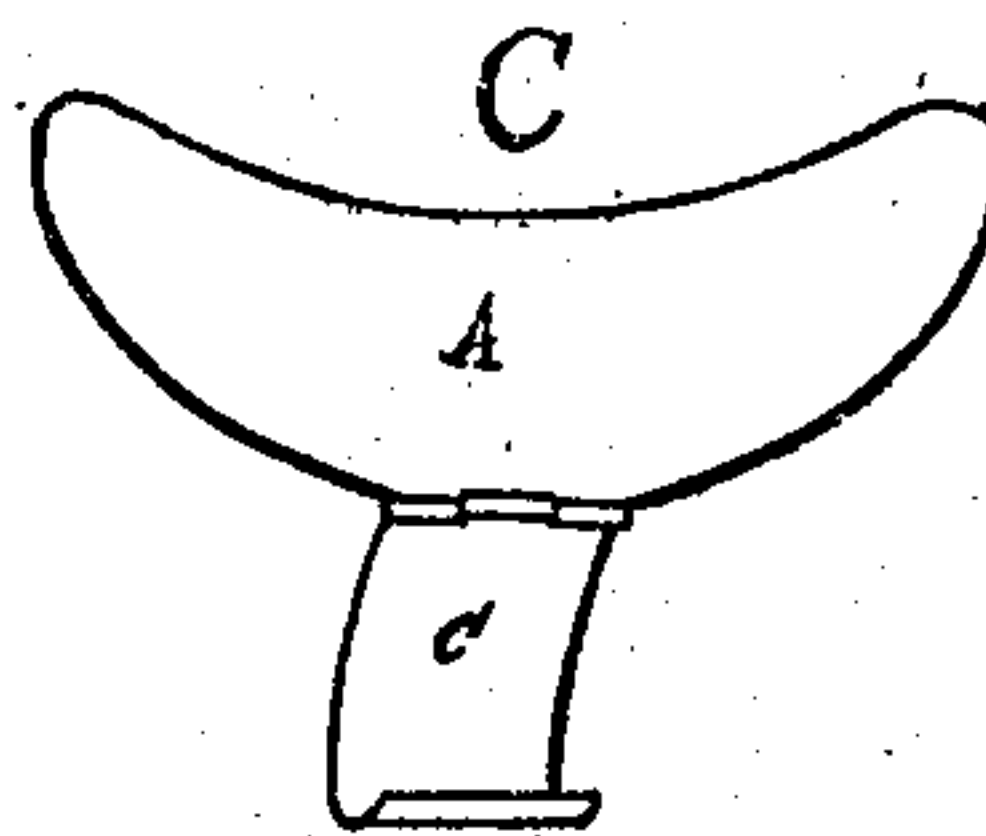
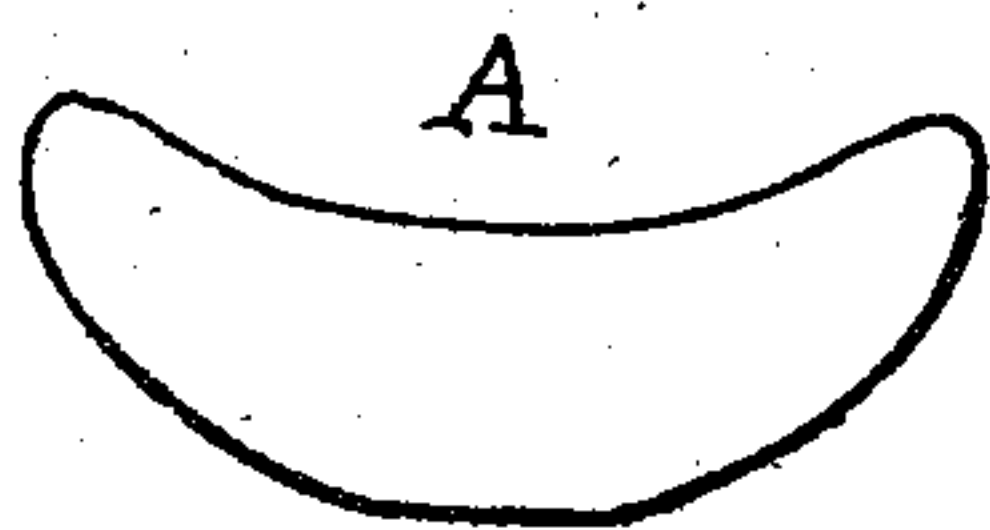


No. 77,765.

PATENTED MAY 12, 1868.

S. W. ROOF.
FRAME FOR NECKTIES.



Stephen W. Roof.

Robert J. Mitchell
Geo. W. Ingalls } *Witnesses.*

United States Patent Office.

STEPHEN W. ROOF, OF NEW YORK; N. Y.

Letters Patent No. 71,765, dated May 12, 1868.

IMPROVEMENT IN FRAME FOR NECK-TIES.

The Schedule referred to in these Letters Patent and making part of the same.

TO ALL WHOM IT MAY CONCERN:

Be it known that I, STEPHEN W. ROOF, of the city, county, and State of New York, have invented a new and improved Frame for and Means of Adjusting Neck-Ties; and I do hereby declare that the following is a full and exact description thereof, reference being had to the accompanying drawings, and to the letters of reference marked thereon.

The nature of my invention consists in providing the frame, to which the material composing the neck-tie has hitherto been stitched, with a clasp, by means of which the tie is readily attached to or detached from the frame, thus necessitating the use of but one frame in connection with any number of ties, and obviating the necessity of stitching or otherwise permanently fastening the tie to the frame.

I construct my frame in the usual form, as shown at A in the accompanying drawing, either of metal or of other hard substance. I make a clasp, as shown at B or C, (this clasp may be either entirely distinct from the frame, as at B, or attached thereto by a hinge, as shown at C.) I then lay a simple bow of silk, or other suitable material, upon the frame, and adjust the clasp. The tie is then complete, as shown at E, the clasp being there represented as covered with the same material as that of which the bow is made. D represents the frame, with clasp adjusted.

What I claim, and desire to secure by Letters Patent, is—

The combination of the frame A with the clasp, made detached, as shown at B, or hinged to said frame, as seen at C, when the frame A is made as shown, so that its ends, when in use, pass up under the outer ends of the turn-down collar, with which it is worn, so as to hold it in its place, all substantially as shown and described, and for the purpose specified.

STEPHEN W. ROOF.

Witnesses.

ROBT J. MITCHELL,
GEO. W. WINGATE.