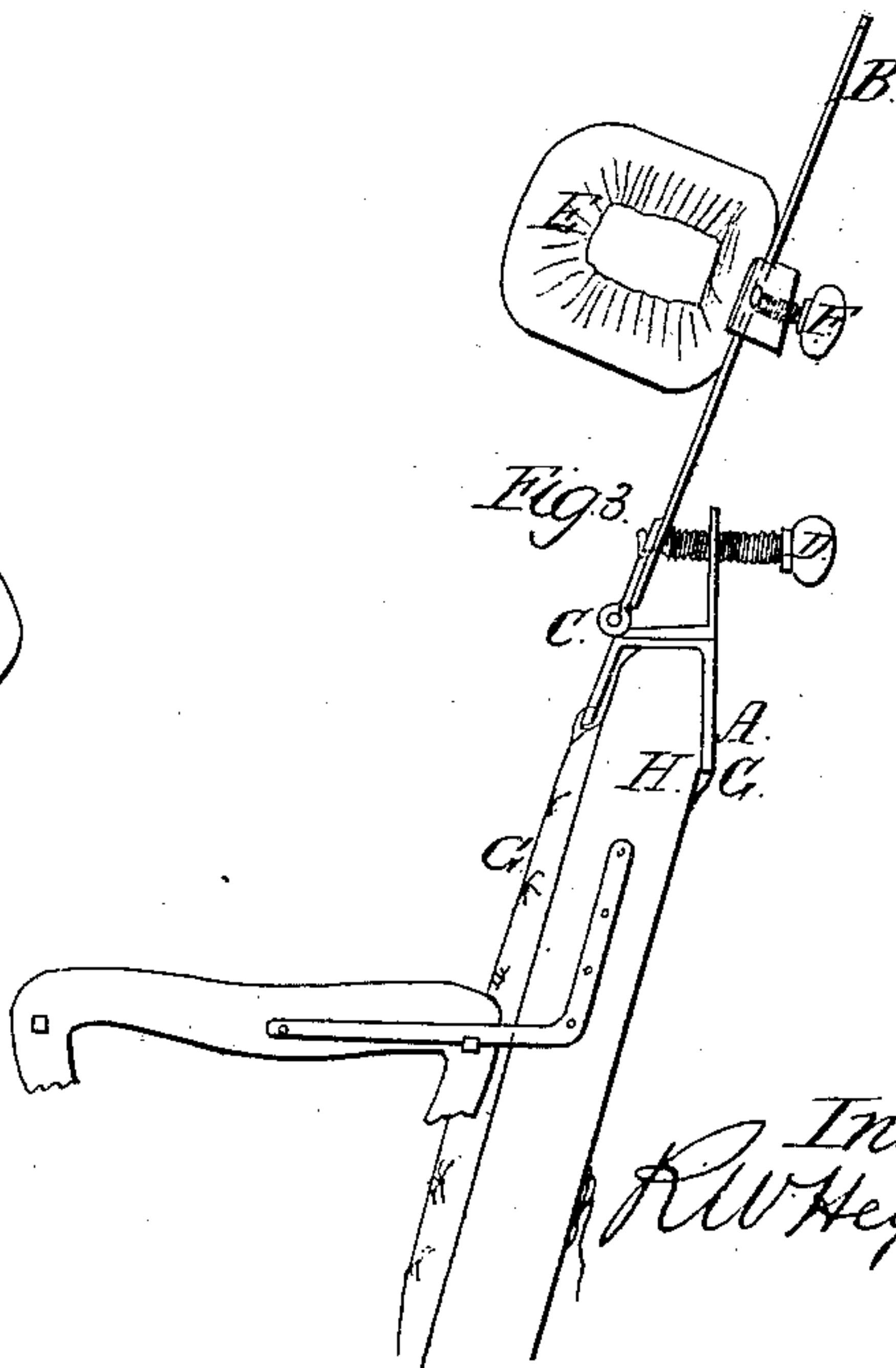
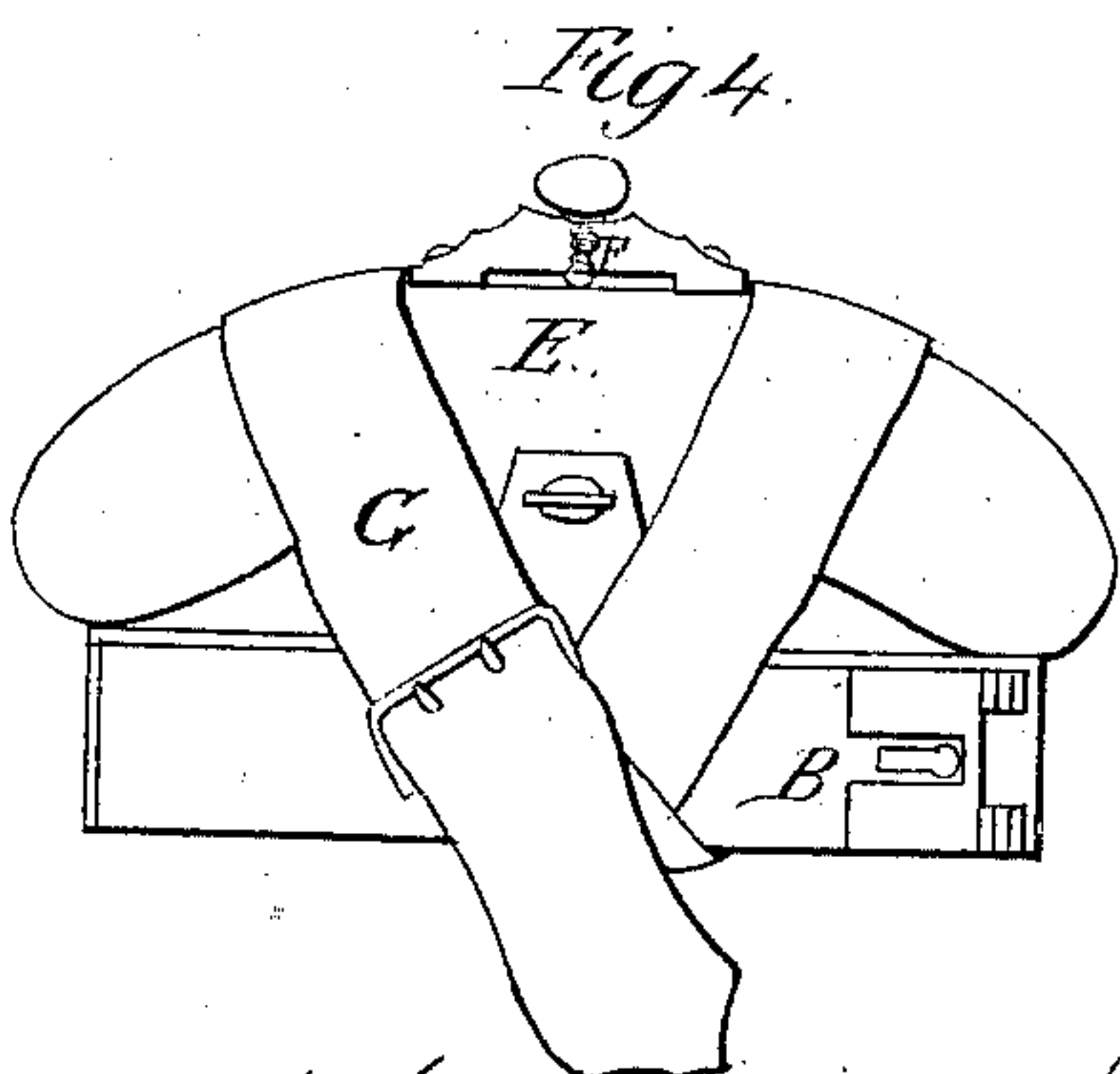
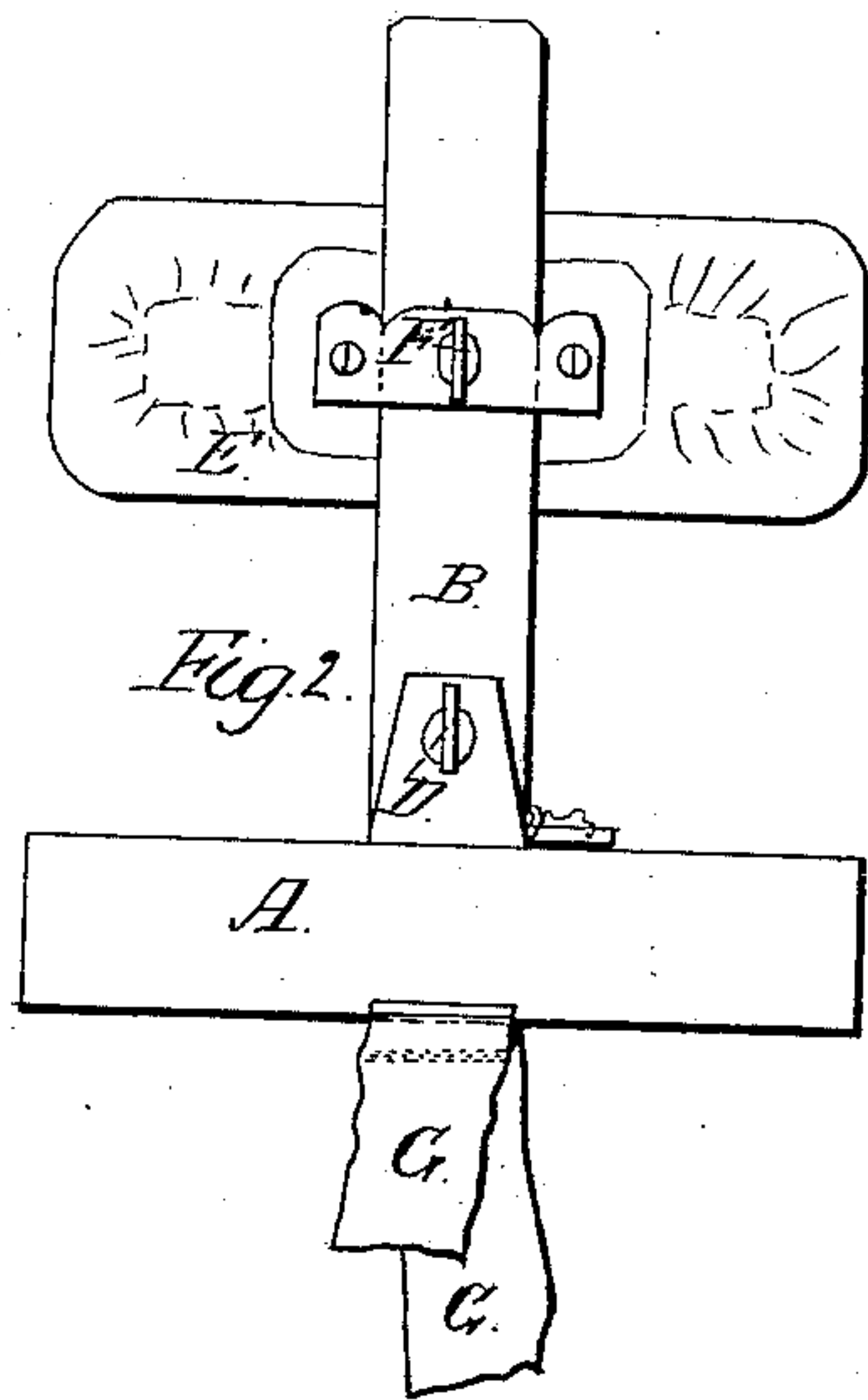
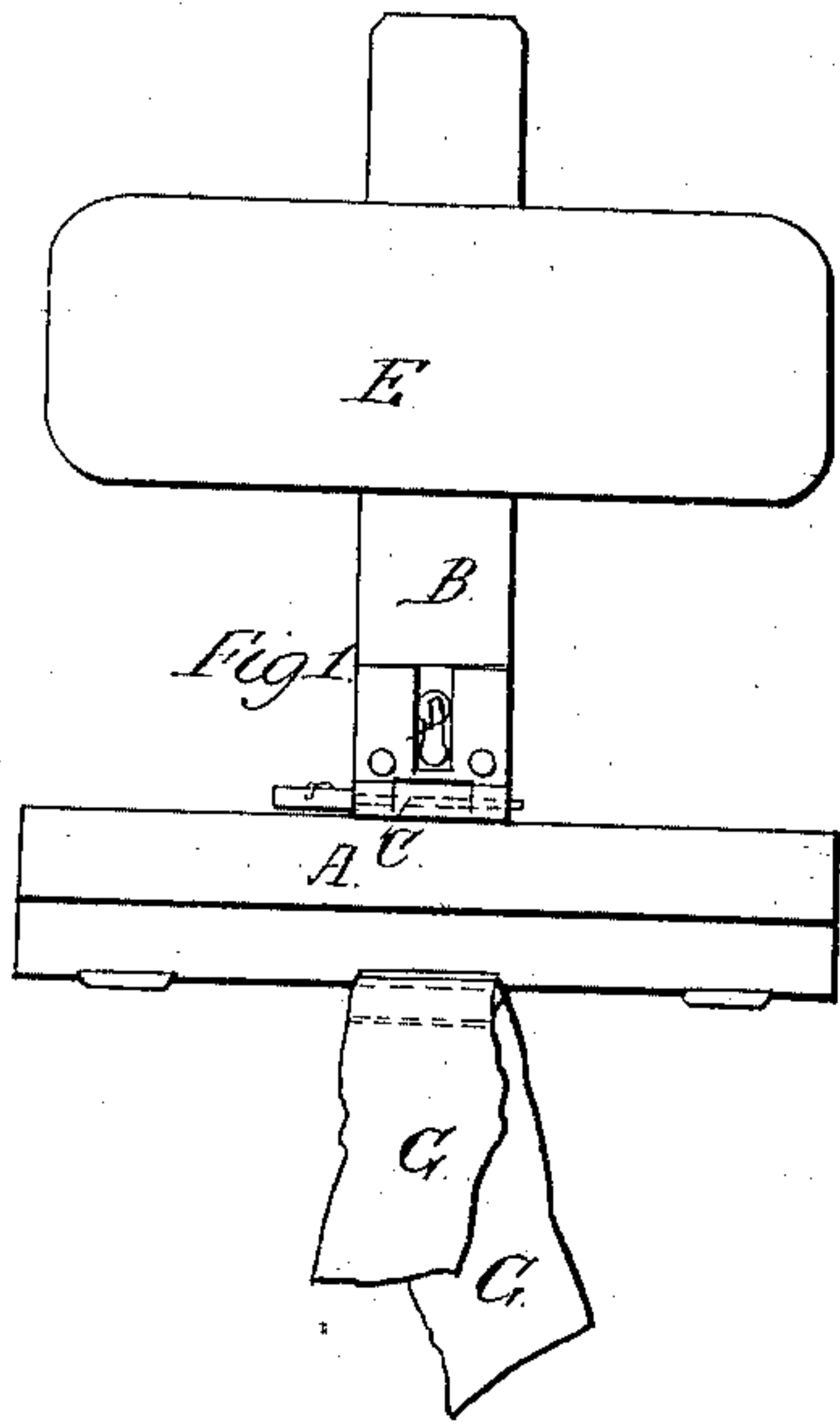


R. W. Heywood,

Head Rest,

N^o 76,446.

Patented Apr. 7 1868



*Witnesses:
James Alford Jr.
George A. Fitchland*

*Inventor:
R. W. Heywood*

United States Patent Office.

R. W. HEYWOOD, OF BALTIMORE, MARYLAND.

Letters Patent No. 76,446, dated April 7, 1868.

IMPROVED PORTABLE HEAD-REST FOR CAR-SEATS.

The Schedule referred to in these Letters Patent and making part of the same.

Be it known that I, R. W. HEYWOOD, of Baltimore, in the county of Baltimore, State of Maryland, have invented a new and useful Improvement on a Portable Head-Rest for Railroad-Car Seats; and I do hereby declare that the following is a full, clear, and exact description of the construction and operation of the same, reference being had to the annexed drawings, making a part of this specification, in which—

Figure 1 is a longitudinal elevation, giving a front view.

Figure 2 the same, giving a back view.

Figure 3 a transverse section, showing the working of my invention when applied to the car-seat.

Figure 4 shows the machine packed for carrying.

The main object of my invention is to provide a portable head-rest for railroad-car seats.

The nature of my invention consists in the bevel-shaped pad A, shaped and padded so as to be firmly secured to the top of the car-seat by girt G, drawn around the back of the car-seat; H, fig. 3. B refers to the portable hinged upright, regulated by screw D. Cushion E is regulated by set-screw F. Girt G is secured to pad A, front and back, as shown in fig. 3, and is used for securing pad A, and also for packing, as shown in fig. 4.

To enable others skilled in the art to make and use my invention, I will proceed to describe its construction and operation.

The pad A is made of iron, bevel in front and padded, so as to fit firmly, as shown in fig. 3, when secured by girt G, as shown in fig. 3. Upright B, made of iron, fitted with pin-joint C, screw D working in a slot in B, to regulate the pitch of the upright, B. Set-screw F is to secure the cushion E at a proper elevation.

What I claim as my invention, and desire to secure by Letters Patent, is—

The combination of the regulating-screw D with the hinged adjustable standard B, which supports the head-rest, and the clamp A and straps G G, by which the apparatus is attached to the back of a car-seat, when the parts are constructed and combined so as to operate together, substantially as and for the purpose specified.

R. W. HEYWOOD.

Witnesses:

JAMES ALFORD, Jr.,

GEORGE A. SUTHERLAND.