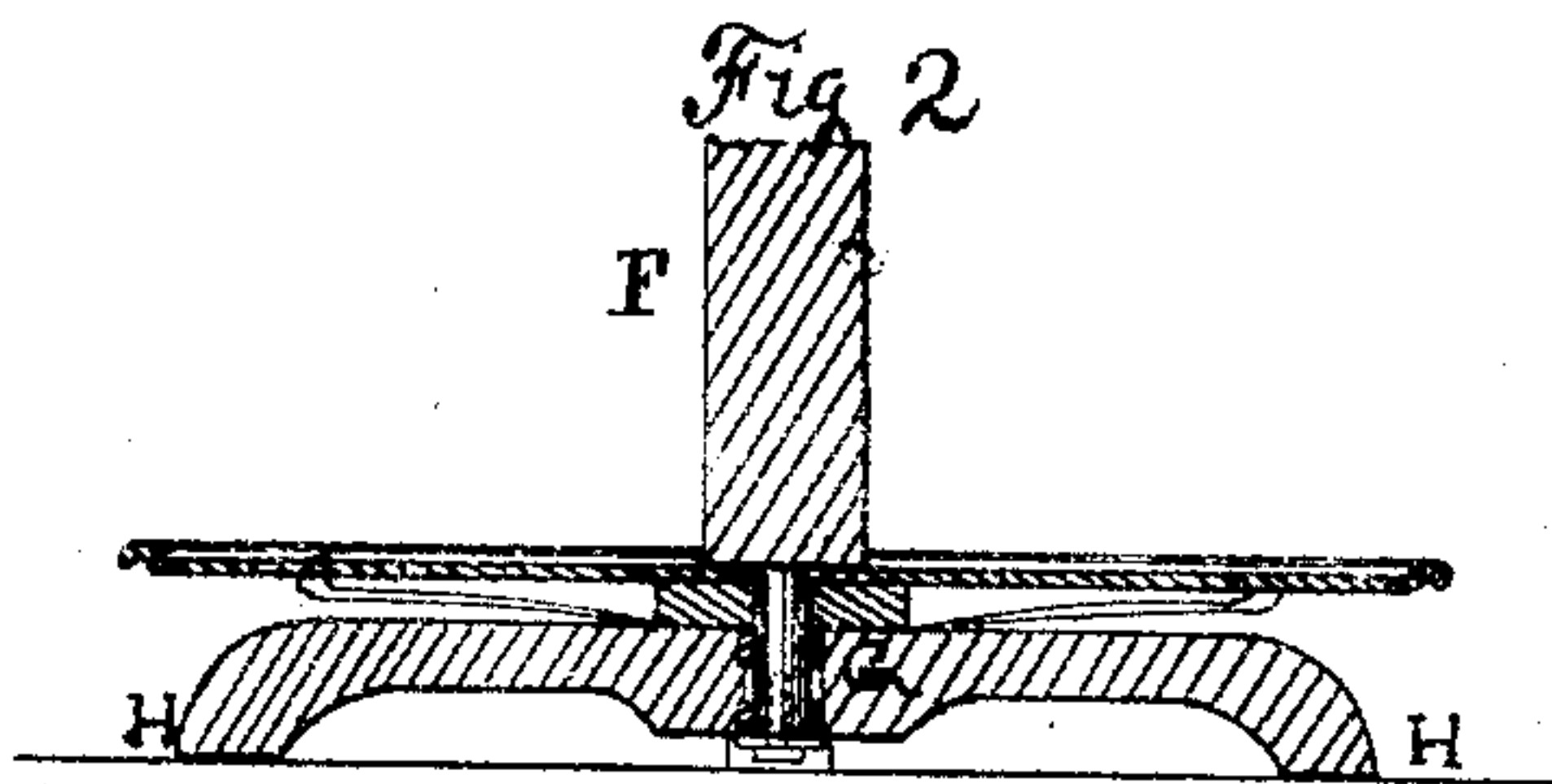
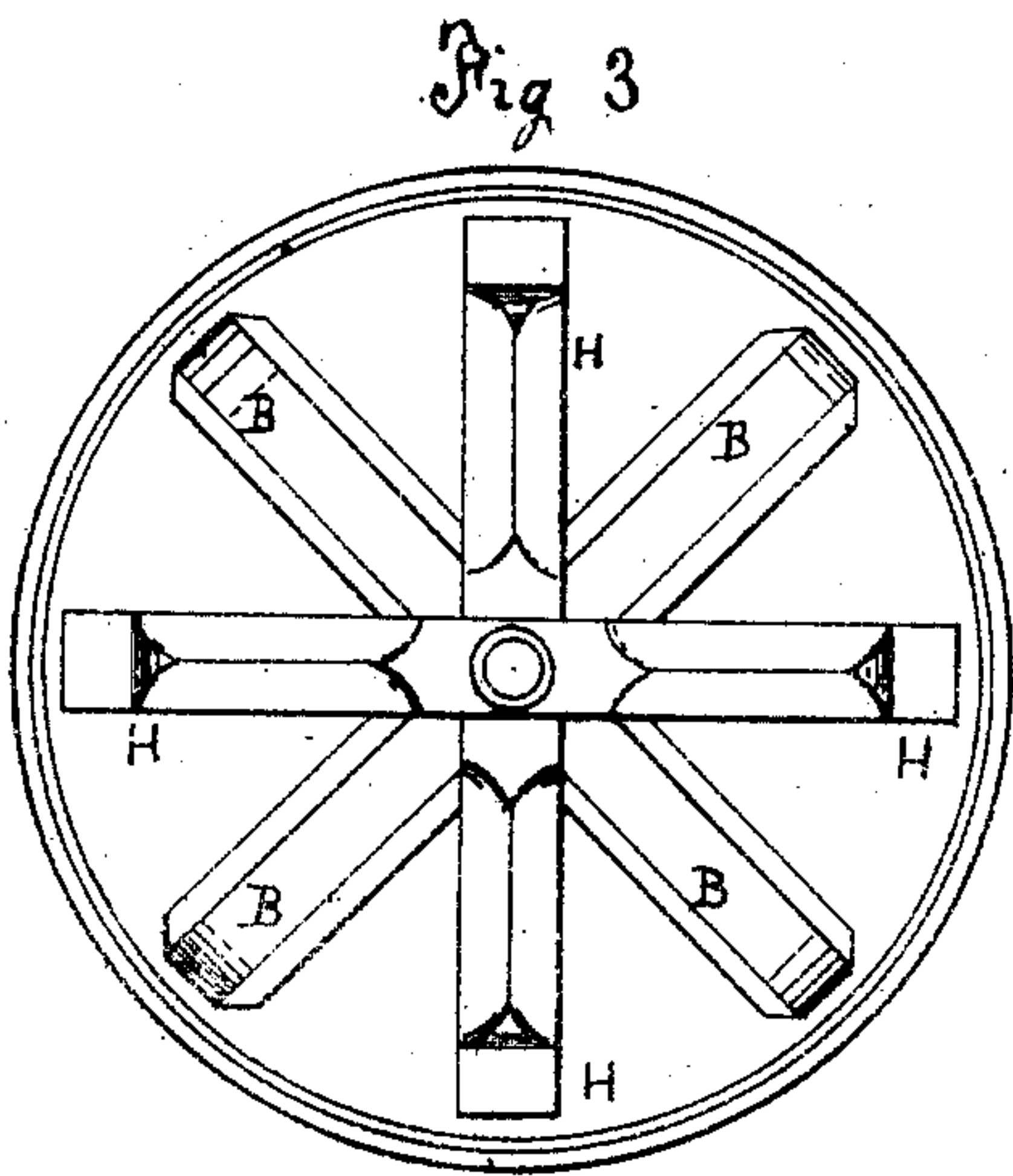
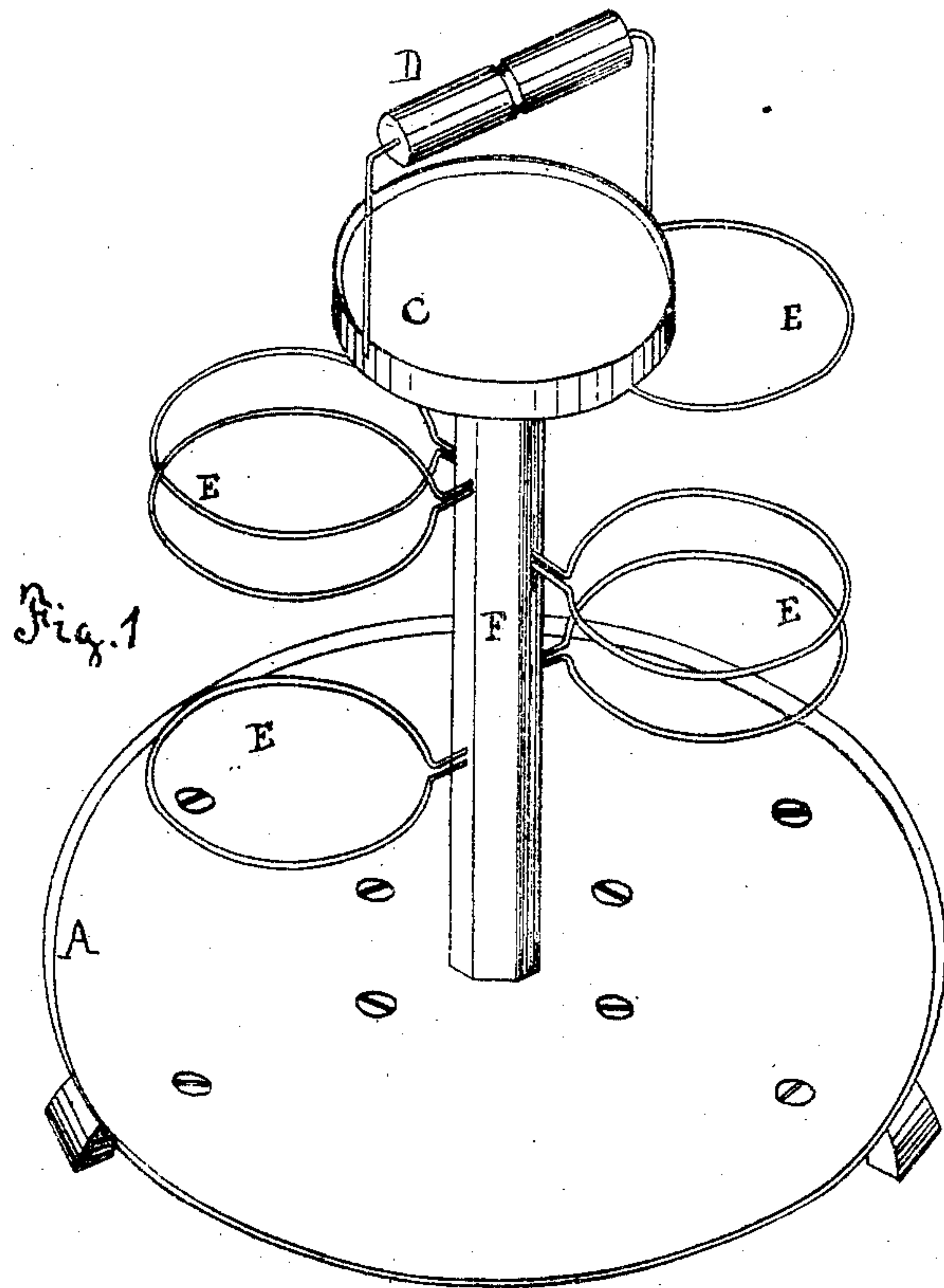


J. C. Libby.
Table-Waiter.

N^o 76211

Patented Mar. 31, 1868.



trusses

A. Mayhew
C. Reigart.

John C. Libby
Inventor
By his atty.
J. C. Reigart

United States Patent Office.

JOHN C. LIBBY, OF BIDDEFORD, MAINE.

Letters Patent No. 76,211, dated March 31, 1868.

IMPROVED TABLE-WAITER.

The Schedule referred to in these Letters Patent and making part of the same.

TO ALL WHOM IT MAY CONCERN:

Be it known that I, JOHN C. LIBBY, of Biddeford, county of York, and State of Maine, have invented an Improved Table-Waiter; and I do hereby declare the following to be an exact description thereof, reference being had to the accompanying drawings, and to the letters of reference marked thereon, making a part of this specification, in which—

Figure 1 is a perspective view of the top.

Figure 2 is a sectional view of the bottom as revolving on feet.

Figure 3 is an under side view.

The nature of my invention consists in the combination of a revolving zinc waiter, a centre revolving post with its waiter at the top, and a series of wire waiters projecting from each side of the centre-post, for the purpose of placing dishes thereon.

A represents the circular zinc waiter, with four braces B B underneath, to support the waiter and the centre-post F. C is the waiter at the top, with a handle, D, attached to it, by which the waiters are moved or carried. A series of wire waiters, E E, is attached to the centre-post F permanently. The centre-post F has a pivoted point, G, beneath, that operates in the centre of the four feet H H, the post and waiters all revolving on the feet.

The waiters are intended to support any number of dishes containing the various meats for the dining or tea-table, and the table-waiter is placed upon the dining-table, and the persons sitting near the table-waiter, by revolving the waiter A, can select any particular dish required.

What I claim as my invention, and desire to secure by Letters Patent, is—

The combination of the revolving zinc waiter A, centre revolving post F, with its waiter C at top, and wire waiters E E projecting from each side of the centre-post, when constructed, arranged, and operated as herein described, and for the purposes set forth.

JOHN C. LIBBY.

Witnesses:

JOHN M. GOODWIN,

W. F. LUNT.