

O. E. Henry Starcken.
Window-Frame.

N^o 76116

Patented Mar. 31, 1868.

Fig. 1.

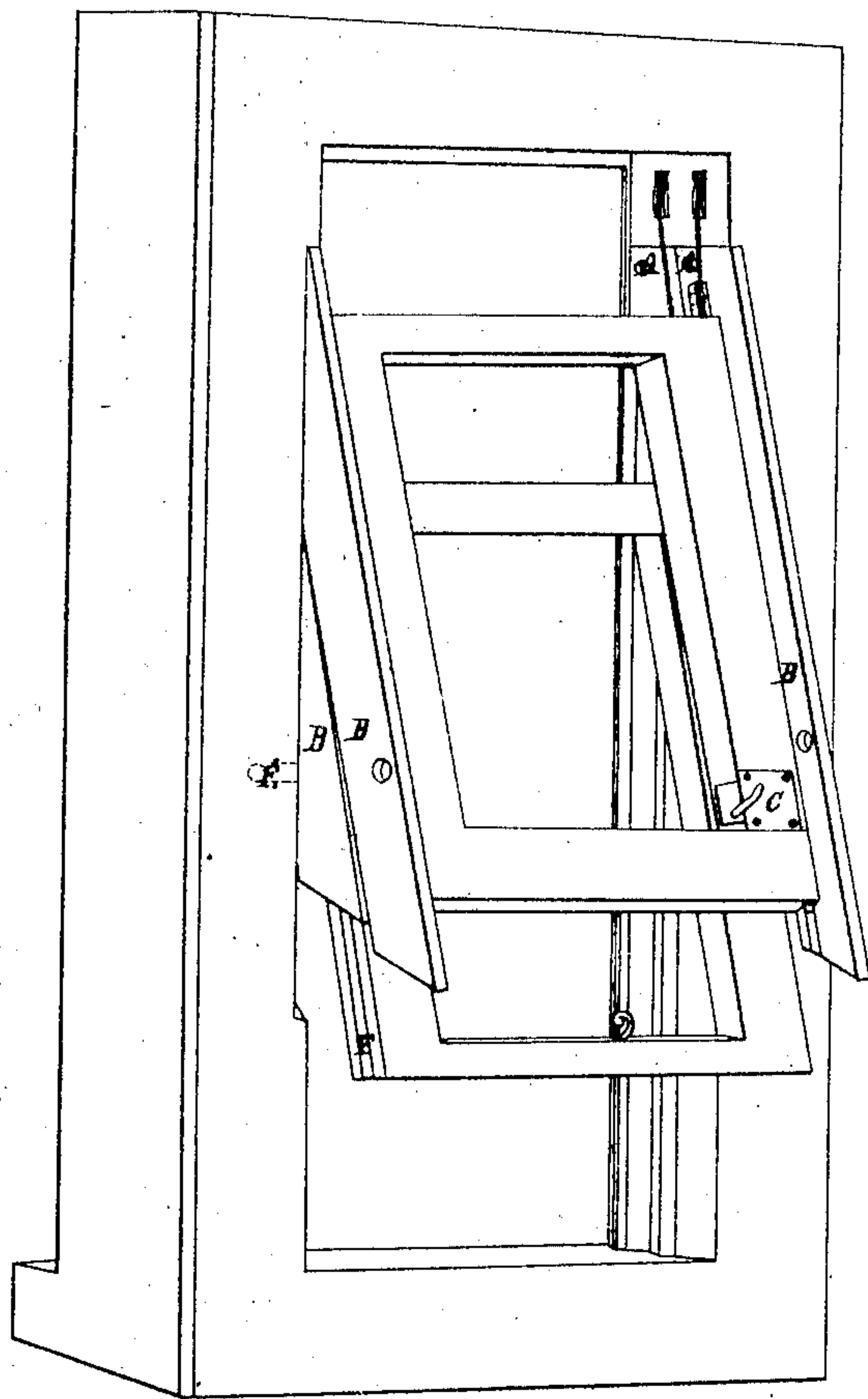


Fig. 2.

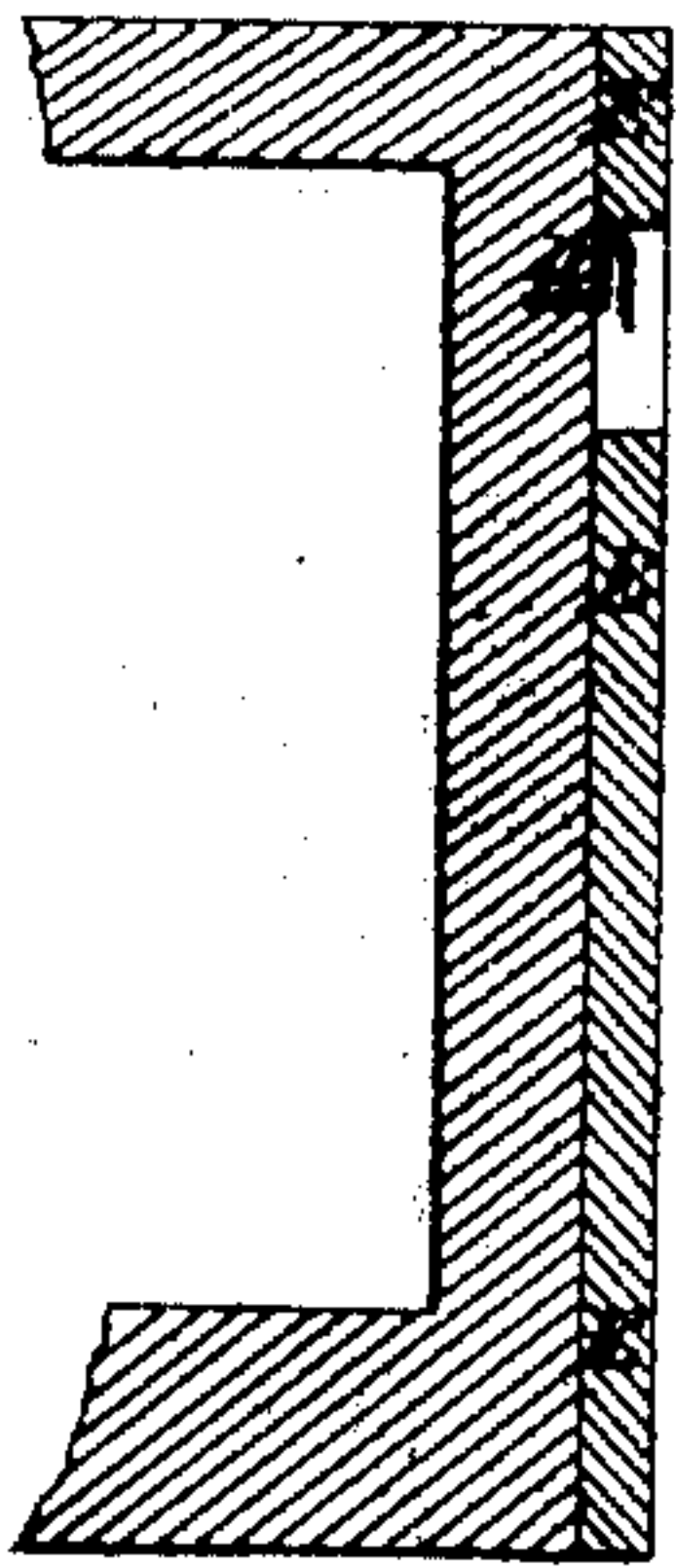
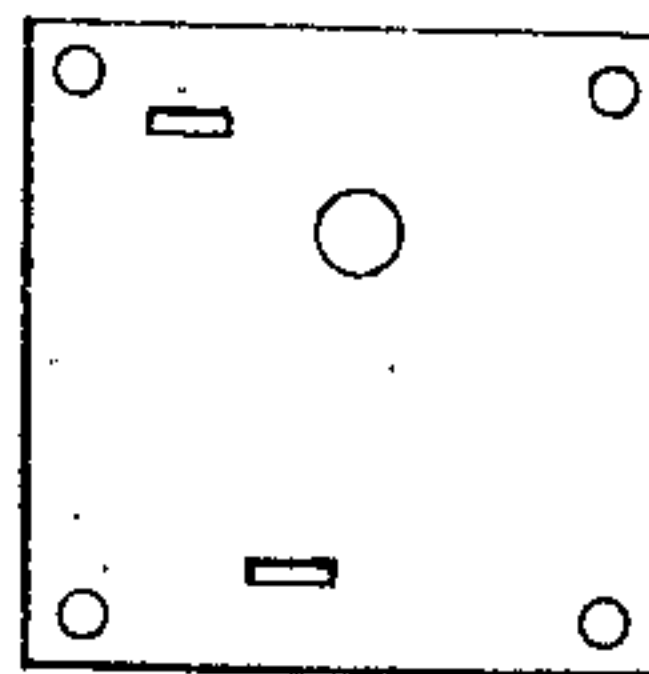
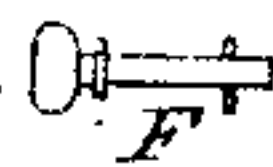



Fig. 3.



Witnesses.

John T. Bunt.

J. N. Atkinson.

Inventor.

Otto Edward Henry Starcken.

United States Patent Office.

OTTO EDWARD HENRY STURCKEN, OF SAN FRANCISCO, CALIFORNIA.

Letters Patent No. 76,116, dated March 31, 1868.

IMPROVED WINDOW-FRAME.

The Schedule referred to in these Letters Patent and making part of the same.

Know all men that I, OTTO EDWARD HENRY STURCKEN, have made a new and useful Improvement in the Constructing and Hanging of Window-Sashes, as well as the locking and holding of the same, of which the following, with accompanying drawings, is a full and clear description.

The purposes of my invention are to make and hang the sash of windows so that they can be readily removed from the frame for cleaning, and kept securely in any position by a lock or catch.

Figure 1 represents the window, with the sash partly removed, showing the pin A, upon which the beaded side-strip B is hung, the position of the lock-catch C shown by the dotted lines. The lower part of the beaded strip is fastened to the stile, whilst the upper portion swings out to admit the removal of the sash, which is grooved upon its edges E E, and works upon the side-strips B, dispensing with the parting bead, and securing against the weather and dust, also preventing the rattling of the sash. Near the top are an eye and hook, D, to which the pulley-cord is attached. The dotted lines show the position of the lock C in the sash, that will firmly hold the sash in any place. There is also a key, F, to fasten in the swinging bead-strip B.

Figure 2 shows the adjustable cord-fastening D.

Figure 3 represents the lock C, and shows its construction. *a*, spring; *b*, lever; *c*, catch. The construction of the sash and frame is the same as ordinarily, with the exception of the pin A, beaded side-strip B, lock C, hook and eye D, and grooved sash E, and their arrangements as shown and described.

Claims.

1. I claim a swing side-strip, B, combined with the adjustable cord-fastening D, and grooved sash E, all constructed and operating as described.
2. I claim the lock C, in combination with the sash E, strip B, fastening D, as described and for the purposes set forth.

OTTO EDWARD HENRY STURCKEN.

Witnesses:

ALMARIN B. PAUL,
ALMOND F. COOPER.