# R. Tattershall.

## Spring-Bed Bottom.

No 75490 Patented Mar. 10, 1868.

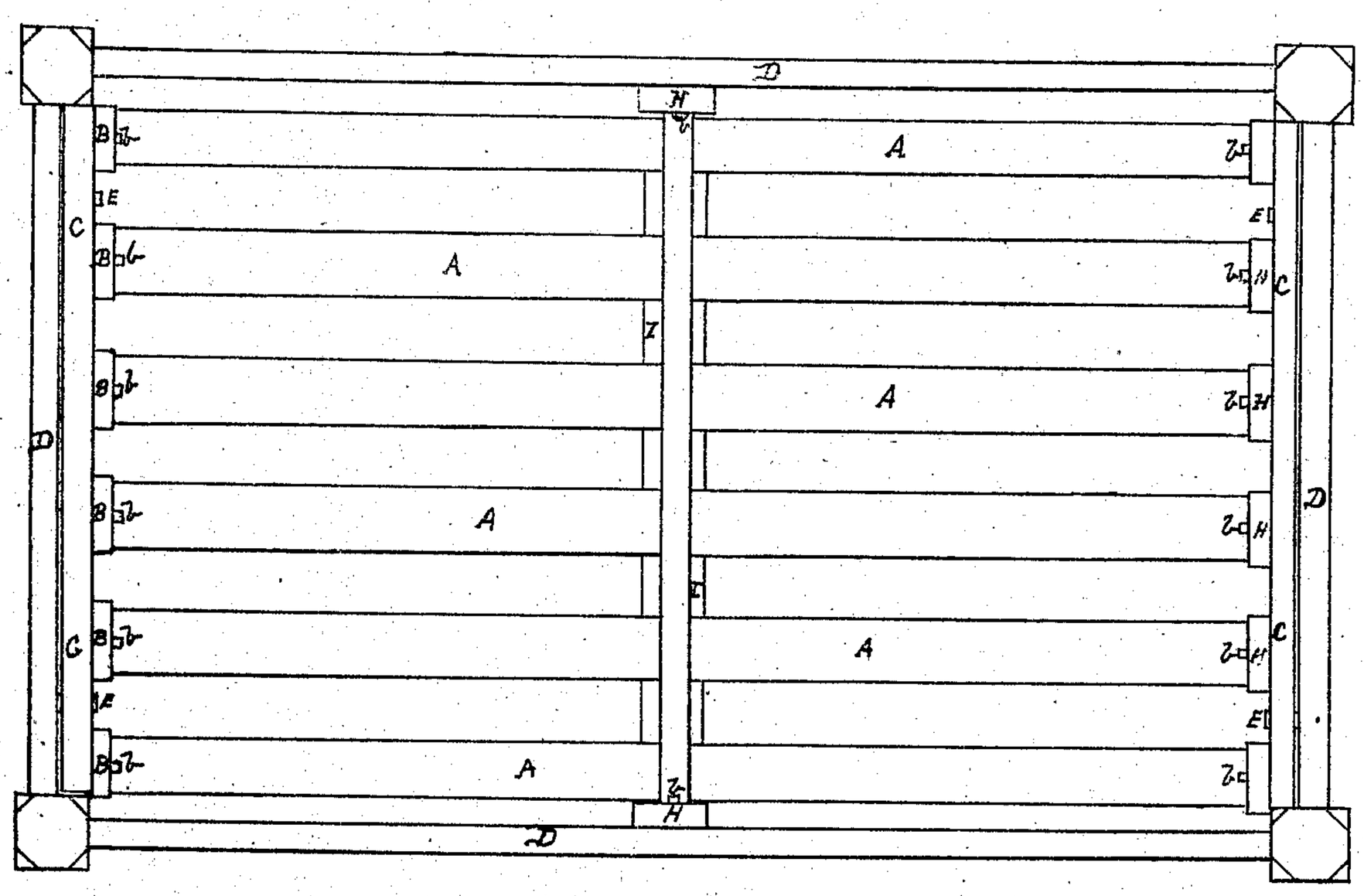


FIG. 1.

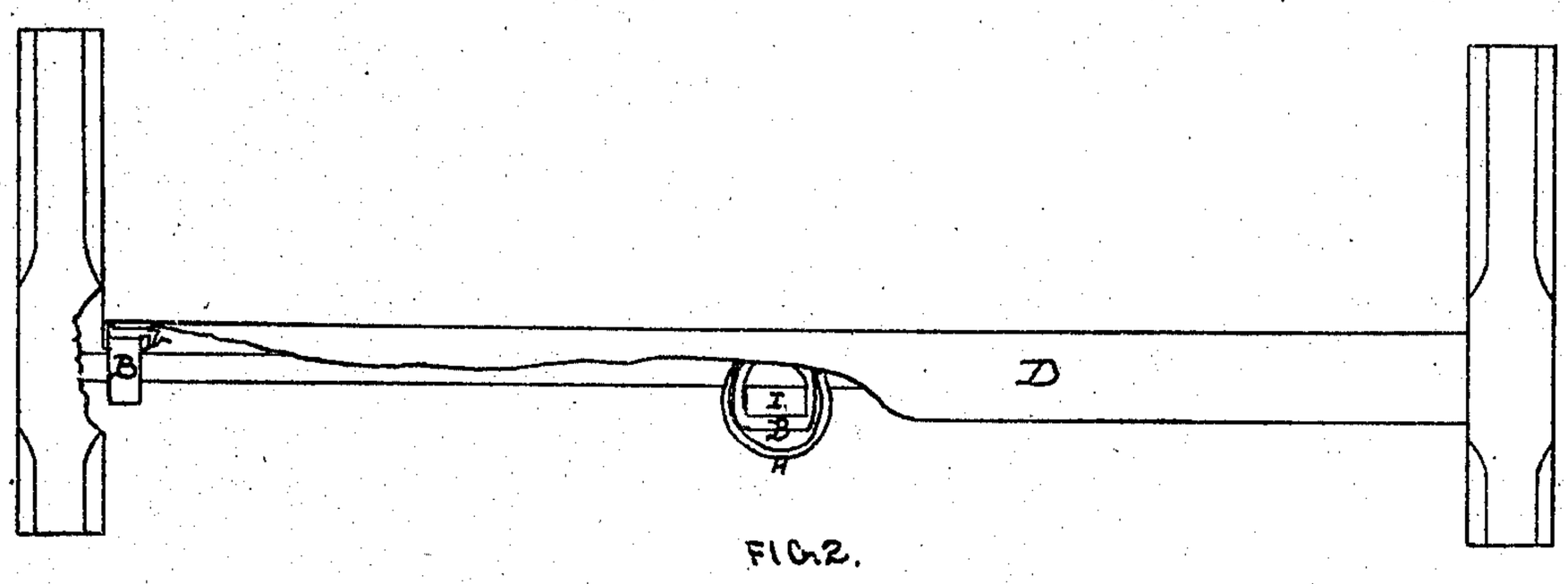


FIG. 2.

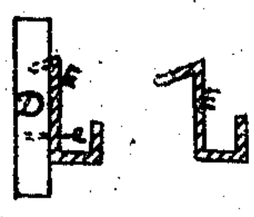

FIG. 3

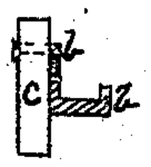


FIG. 4.

FIG. 5.

Witnesses
J. C. Cannon
S. G. Colley

Richard Tattershall Inventor

# United States Patent Office.

RICHARD TATTERSHALL, OF BELOIT, WISCONSIN.

*Letters Patent No.* 75,490, *dated March* 10, 1868.

## IMPROVED SPRING-BED BOTTOM.

The Schedule referred to in these Letters Patent and making part of the same.

TO ALL WHOM IT MAY CONCERN:

Be it known that I, RICHARD TATTERSHALL, of Beloit, Rock county, State of Wisconsin, have invented certain new and useful Improvements in Spring-Bed Bottoms; and I do hereby declare the following description and accompanying drawings are sufficient to enable any person skilled in the art or science to which it most nearly appertains to make and use my said invention or improvements without further invention or experiment.

The nature of my invention and improvements consists in constructing a spring-bed bottom as shown by the accompanying drawings, in which—

Figure 1 is a perspective view of the top elevation of a bedstead provided with my improved spring-bed bottom.

Figure 2 is a side view of the same.

Figure 3 is a transverse section of the end of the bedstead or end-board, also having bracket-hook E detached.

Figure 4 is a similar view of the supporters C; and,

Figure 5 is a view of the rubber band B, with the guard-band H detached.

Similar letters of reference indicate like parts.

In the drawings, D represents the bedstead-frame, A the slats, B the endless-rubber spring bands, H the guard or safety-bands, as shown in fig. 5. C are supporting-bars resting in the hooks or brackets E, held in position by the lock-pin *e*, as shown in fig. 3. *b b* are a series of hooks, on which are suspended the rubber springs B and guard-bands H; and I is a transverse slat passing centrally under the slats A, secured thereto by a suitable band of webbing tacked thereto over and between each slat, and supported by rubber springs B, guard-bands H, and hooks *b*. In general, I construct my improved bed-bottom with eight longitudinal slats, (any available number may be used, more or less,) with one transverse slat centrally, as shown. The ends of the slats are inserted into and through the rubber-band springs B and guard-bands H. I use slats two inches wide and five-eighths of an inch thick. The transverse end-supporters C have a series of hooks, *b*, equal to the number of slats used, which hooks have one end inserted through the supporters C, and secured thereto by a cap-rivet, as shown, fig. 4. The lower angle of said hooks should come about even with the under surface of the supporter C, (the drawing in this respect being in error,) so that when the rubber bands are placed on the said hooks the slats may pass under them. I make the supporters C two inches wide and three-quarters of an inch thick, of hard pine or hard-wood timber. The upper end of the bracket E is made at an angle, so as to hook into a suitable hole bored in the end of the bedstead D. A small pin, *e*, is inserted in a hole drilled through the back of the bracket and bored in the wood, thus effectually locking the bracket to the end-board of the bedstead, as shown in fig. 3. The supporters C are dropped into the said brackets, and thereby securely held. I employ two of said brackets at each end of the bedstead, as shown at E in fig. 1. The guard-bands H are of webbing, (about one inch wide,) or other suitable material, the ends firmly held and joined by eyelets or otherwise, as most convenient, and are placed over and around the rubber-spring bands of suitable length to prevent undue straining or breaking of the said rubber springs. I make these bands long enough to allow the rubber springs to stretch about three inches vertically. Even should one or more of said springs break no inconvenience can happen to the sleeper. I make the rubber bands one inch wide, of tubing one-eighth inch thick and five inches circumference inside; the rubber to be of best quality. The hooks *b* are made of three-sixteenth braziers' rods, and bent, cold or heated, to the required shape.

This bed-bottom may be made with or without the springs on the transverse slat I, or that also may be omitted. Cheapness and simplicity of construction, convenience for use, and facility of manipulation in adapting it to any ordinary bedstead, with ease in putting up and taking down, are characteristic of this invention. Not a nail or screw is required in its construction or use.

I claim the employment of the device herein described for securing the supporters C to the bedstead D, as set forth.

I also claim the guard-bands H, or their equivalent, in combination with the supports C, brackets E, locking-pins *e*, hooks *b*, the transverse slat I, rubber springs B, and slats A, when constructed and arranged substantially as herein set forth and described, for the purpose specified.

RICHARD TATTERSHALL.

Witnesses:

J. C. CONVERSE,

S. G. COLLEY.